










Complete list of the IZW's publications 2013–2024 sorted by year

Authors affiliated with the Leibniz-IZW at the time of publication are marked bold and with the respective colour of their department or unit in the Leibniz-IZW. Doctoral students and postdocs with affiliations to two departments will be shown in the respective department colour in the specific departmental lists. In the overall list they are allocated one of the two departmental colours at random. The director is shown under Dept Evolutionary Ecology until 2017 and under Science Management from 2018 onwards.

-  Department of Evolutionary Ecology
-  Department of Evolutionary Genetics
-  Department of Wildlife Diseases
-  Department of Reproduction Biology
-  Department of Reproduction Management
-  Department of Ecological Dynamics
-  Junior Research Group “Biodiversity and Biogeography of Southeast Asia”
-  Junior Professorship of Ecology and Evolution of Molecular Host-Parasite Interactions
-  Science Management and Director

2024 online preview

Alexiou I, Coudrat CNZ, **Niedballa J**, **Wilting A**, **Tilker A** (2024): Multi-species occupancy modeling of ground-dwelling mammals in central Laos: a case study for monitoring in tropical forests. WILDLIFE BIOL. [doi:10.1002/wlb3.01261](https://doi.org/10.1002/wlb3.01261)

Alves GB, Tôrres NM, de Almeida Jácomo AT, Finnegan SP, Trinca CT, Moreira R, **Sanz-Pérez A**, **Sollmann R**, Silveira L (2024): Jaguar (*Panthera onca*) population dynamics in an “isolated” national park in the Cerrado biome, Brazil. MAMMAL RES. [doi:10.1007/s13364-024-00758-x](https://doi.org/10.1007/s13364-024-00758-x)

Arantes LS, Caccavo JA, Sullivan JK, Sparmann S, Mbedi S, **Höner OP**, **Mazzoni CJ** (2024): Scaling-up RADseq methods for large datasets of non-invasive samples: Lessons for library construction and data preprocessing. MOL ECOL RESOUR. [doi:10.1111/1755-0998.13859](https://doi.org/10.1111/1755-0998.13859)

Caccavo JA, **Arantes LS**, Celemín E, Mbedi S, Sparmann S, **Mazzoni CJ** (2024): Whole-genome resequencing improves the utility of otoliths as a critical source of DNA for fish stock research and monitoring. MOL ECOL RESOUR. [doi:10.1111/1755-0998.14013](https://doi.org/10.1111/1755-0998.14013)

Curk T, **Melzheimer J**, **Aschenborn O**, Amar A, Kolberg H, Garbett R, Maude G, Reading RP, Selebatso M, Berzaghi F, Hempson GP, Botha A, Thomson RL, Tate G, Spiegel O, Santangeli A (2024): Integrating threat mapping and animal movement data to identify high-risk areas for endangered mobile species. ANIM CONSERV. [doi:10.1111/acv.12980](https://doi.org/10.1111/acv.12980)

Hochleitner L, Korpimäki E, Chakarov N, Isaksson C, Nebel C, Renner SC, Vasko V, **Voigt CC**, Terraube J*, Sumasgutner P* (2024): Diet diversity, individual heterozygosity and habitat heterogeneity influence health parameters in Eurasian Kestrels (*Falco tinnunculus*). IBIS. [doi:10.1111/ibi.13345](https://doi.org/10.1111/ibi.13345)

Huijsmans TERG, Van Soom A, Smits K, **Wauters J**, Hagan D, **Hildebrandt TB** (2024): Elephant gestation: Insights into idiopathic abortions and stillbirth. ZOO BIOL. [doi:10.1002/zoo.21867](https://doi.org/10.1002/zoo.21867)

Meierhofer MB, Tena E, Lilley TM, Dechmann DKN, **Voigt CC**, Troitsky TS, De Bruyn L, Braun de Torrez E, Eldegard K, Elmeros M, Gyselings R, Hoyt D, Janssen R, Jonasson KA, López-Baucells A, Matlova M, Melber M, Perea S, **Stidsholt L**, Valanne V, Varghese MG, Zavattoni G, Weller TJ (2024): Re-weighing the 5% tagging recommendation: assessing the potential impacts of tags on the behaviour and body condition of bats. MAMMAL REV. [doi:10.1111/mam.12369](https://doi.org/10.1111/mam.12369)

Moesch SS, Jeschke JM, Lokatis S, Peerenboom G, **Kramer-Schadt S**, Straka TM, Haase D (2024): The frequent five: Insights from interviews with urban wildlife professionals in Germany. PEOPLE NAT. [doi:10.1002/pan3.10697](https://doi.org/10.1002/pan3.10697)

Newton AH*, Hutchison JC*, Farley ER, Scicluna EL, Youngson NA, Liu J, Menzies BR, **Hildebrandt TB**, Lawrence BM, Sutherland AHW, Potter DL, Tarulli GA, Selwood L, Frankenberg S, Ord S, Pask AJ (2024): Embryology of the fat-tailed dunnart (*Sminthopsis crassicaudata*): A marsupial model for comparative mammalian developmental and evolutionary biology. DEV DYN. [doi:10.1002/dvdy.711](https://doi.org/10.1002/dvdy.711)

Schmied née Stommel C, **Hofer H**, **Scherer C**, **Kramer-Schadt S**, **East ML** (2024): Effect of human induced surface water scarcity on herbivore distribution during the dry season in Ruaha National Park, Tanzania. WILDLIFE BIOL. [doi:10.1002/wlb3.01131](https://doi.org/10.1002/wlb3.01131)

Shams A, Farhadinia MS, O'Riain MJ, Gaylard A, Smit M, Fraticelli C, Koutou M, Clement KB, Durant SM, **Melzheimer J**, Naude VN (2024): Perilous state of critically endangered Northwest African cheetah (*Acinonyx jubatus hecki*) across the Sudano-Sahel. ANIM CONSERV. [doi:10.1111/acv.12974](https://doi.org/10.1111/acv.12974)

2024

Abdelgawad A, Nascimento M, Prah A, Flügger M, **Szentiks CA**, **Holtze S**, **Hildebrandt TB**, Trimpert J (2024): Fatal infection caused by a genetically distinct elephant endotheliotropic herpesvirus type 5 in a captive Asian elephant in Germany. VIROL J **21**, 221. [doi:10.1186/s12985-024-02477-w](https://doi.org/10.1186/s12985-024-02477-w)

Achter S, Borit M, Cottineau C, Meyer M, Polhill JG, **Radchuk V** (2024): How to conduct more systematic reviews of agent-based models and foster theory development - Taking stock and looking ahead. ENVIRON MODELL SOFTW **173**, 105867. [doi:10.1016/j.envsoft.2023.105867](https://doi.org/10.1016/j.envsoft.2023.105867)

Afonso BC, Rosalino LM, Henriques J, Tinoco Torres R, **Wauters J**, Carvalho J (2024): The effects of wild ungulates on small mammals: a systematic review and meta-analysis. MAMMAL REV **54**, 121–132. [doi:10.1111/mam.12331](https://doi.org/10.1111/mam.12331)

Alygizakis N, Kostopoulou N, Gkotsis G, Nika MC, Orfanoti A, Ng K, Bizani E, Nikolopoulou V, Badry A, Brownlow A, Centellegh C, Chadwick EA, Ciesielski TM, Cincinelli A, Claßen D, Danielsson S, Dekker RWRJ, Duke G, Glowacka N, Gol'din P, Jansman HAH, Jauniaux T, Knopf B, Koschorreck J, **Krone O**, Leku-be X, Martellini T, Movalli P, O'Rourke E, Oswald P, Oswaldova M, Saavedra C, Persson S, Rohner S, Roos A, Routti H, Schmidt B, Sciancalepore G, Siebert U, Treu G, van den Brink NW, Vishnyakova K, Walker LA, Thomaidis NS, Slobodnik J (2024): Network analysis to reveal the most commonly detected compounds

in predator-prey pairs in freshwater and marine mammals and fish in Europe. *SCI TOTAL ENVIRON* **950**, 175303. [doi:10.1016/j.scitotenv.2024.175303](https://doi.org/10.1016/j.scitotenv.2024.175303)

Appeltant R, Hermes R, **Holtze S, Hildebrandt TB**, Williams SA (2024): Follicle-like and other novel structures found in ovaries of aged white rhinoceroses and their potential impact on oocyte recovery rate. *THERIOGENOLOGY WILD* **5**, 100096. [doi:10.1016/j.therwi.2024.100096](https://doi.org/10.1016/j.therwi.2024.100096)

Barazandeh M*, Kriti D*, **Fickel J**, Nislow C (2024): The Addis Ababa Lions: whole-genome sequencing of a rare and precious population. *GENOME BIOL EVOL* **16**, evae021. [doi:10.1093/gbe/evae021](https://doi.org/10.1093/gbe/evae021)

Berger U, Bell A, Barton CM, Chappin E, Dreßler G, Filatova T, **Fronville T**, Lee A, van Loon E, Lorscheid I, Meyer M, Müller B, Piou C, **Radchuk V**, Roxburgh N, Schüler L, Troost C, Wijermans N, Williams TG, Wimmeler MC, Grimm V (2024): Towards reusable building blocks for agent-based modelling and theory development. *ENVIRON MODELL SOFTW* **175**, 106003. [doi:10.1016/j.envsoft.2024.106003](https://doi.org/10.1016/j.envsoft.2024.106003)

Biassetti P, Mercugliano E, **Schrade L**, Spiriti MM, **Göritz F, Holtze S, Seet S**, Galli C, Stejskal J, Colleoni S, **Čižmár D, Simone R, Hildebrandt TB***, de Mori B* (2024): Ethical assessment of genome resource banking (GRB) in wildlife conservation. *CRYOBIOLOGY* **117**, 104956. [doi:10.1016/j.cryobiol.2024.104956](https://doi.org/10.1016/j.cryobiol.2024.104956)

Broadbent AAD, Newbold LK, Pritchard WJ, Michas A, Goodall T, Cordero I, Giunta A, Snell HSK, Pepper VVLH, Grant HK, **Soto DX**, Kaufmann R, Schloter M, Griffiths RI, Bahn M, Bardgett RD (2024): Climate change disrupts the seasonal coupling of plant and soil microbial nutrient cycling in an alpine ecosystem. *GLOB CHANGE BIOL* **30**, e17245. [doi:10.1111/gcb.17245](https://doi.org/10.1111/gcb.17245)

Bubnicki JW*, Norton B, Baskauf SJ, Bruce T, Cagnacci F, Casaer J, Churski M, Cromsigt JPGM, Farra SD, Fiderer C, Forrester TD, Hendry H, Heurich M, Hofmeester TR, Jansen PA, Kays R, Kuijper DPJ, Liefing Y, Linnell JDC, Luskin MS, Mann C, Milotic T, Newman P, **Niedballa J**, Oldoni D, Ossi F, Robertson T, Rovero F, Rowcliffe M, Seidenari L, Stachowicz I, Stowell D, Tobler MW, Wieczorek J, Zimmermann F, Desmet P* (2024): Camtrap DP: an open standard for the FAIR exchange and archiving of camera trap data. *REMOTE SENS ECOL CONSERV* **10**, 283–295. [doi:10.1002/rse2.374](https://doi.org/10.1002/rse2.374)

Calderón AP, Landaverde-Gonzalez P, Wultsch C, Foster R, Harmsen B, Figueroa O, Garcia-Anleu R, Castañeda F, Amato G, Grimm V, Kramer-Schadt S, Zeller KA (2024): Modelling jaguar gene flow in fragmented landscapes offers insights into functional population connectivity. *LANDSC ECOL* **39**, 12. [doi:10.1007/s10980-024-01795-2](https://doi.org/10.1007/s10980-024-01795-2)

Caro T*, Rashid RS, Zeltman J, Gierse LM, **Sollmann R*** (2024): Meta- and subpopulation estimation with disparate data: coconut crabs in the Western Indian Ocean. *ANIM CONSERV* **27**, 184–195. [doi:10.1111/acv.12896](https://doi.org/10.1111/acv.12896)

Cools T, Wilson KS, Li D, Vancsok C, Mulot B, Leclerc A, Kok J, Haapakoski M, Bertelsen MF, Ochs A, Girling SJ, Zhou Y, Li R, Vanhaecke L*, **Wauters J*** (2024): Development and validation of a versatile non-invasive urinary steroidomics method for wildlife biomonitoring. *TALANTA* **273**, 125924. [doi:10.1016/j.talanta.2024.125924](https://doi.org/10.1016/j.talanta.2024.125924)

De Mori B*, Mercugliano E*, **Biassetti P**, Pollastri I, Spiriti MM, Florio D, Andreucci F, **Göritz F, Holtze S**, Galli C, Stejskal J, Colleoni S, Lazzari G, **Seet S, Zwilling J**, Ndeereh D, Lekool I, Ngulu S, Mijele D, **Čižmár D**, Simone R, Schrade L, Basile S, Hildebrandt TB (2024): The ethical assessment of Assisted Re-

productive Technologies (ART) in wildlife conservation. BIOL CONSERV **290**, 110423. [doi:10.1016/j-biocon.2023.110423](https://doi.org/10.1016/j.biocon.2023.110423)

Driller M*, **Brown T***, **Currie SE**, Hiller M, Winkler S, Pippel M, **Voigt CC**, **Fickel J**, **Mazzoni CJ** (2024): A Haplotype-resolved reference genome of a long-distance migratory bat, *Pipistrellus nathusii* (Keyserling & Blasius, 1839). DNA RES **31**, dsae018. [doi:10.1093/dnares/dsae018](https://doi.org/10.1093/dnares/dsae018)

Dumendiak S, Halajian A, Mekonnen YT, **Aschenborn O**, Camacho GJ, Schuster RK, Mackenstedt U, Romig T, Wassermann M (2024): Hidden diversity of cestodes in wild African carnivores: I. Non-taeniid cyclophyllideans. INT J PARASITOL-PARASIT WILDL **24**, 100929. [doi:10.1016/j.ijppaw.2024.100929](https://doi.org/10.1016/j.ijppaw.2024.100929)

Ellerbrok JS, Farwig N, Peter F, **Voigt CC** (2024): Forest bat activity declines with increasing wind speed in proximity of operating wind turbines. GLOB ECOL CONSERV **49**, e02782. [doi:10.1016/j.gecco.2023.e02782](https://doi.org/10.1016/j.gecco.2023.e02782)

Elsner-Gearing F, **Kretzschmar P**, Shultz S, Pilgrim M, Dawson DA, Horsburgh GJ, Hruby J, Hopper J, King T, Walton C (2024): Admixture and reproductive skew shape the conservation value of ex situ populations of the Critically Endangered eastern black rhino. CONSERV GENET **25**, 897–910. [doi:10.1007/s10592-024-01611-z](https://doi.org/10.1007/s10592-024-01611-z)

Feyer S, Loderstedt S, **Halter-Gölkel L**, Merle R, Zein S, Müller K (2024): Neurological examination of clinically healthy pigeons (*Columba livia domestica*), mute swans (*Cygnus olor*), common buzzards (*Buteo buteo*), common kestrels (*Falco tinnunculus*) and northern goshawks (*Accipiter gentilis*). VET REC **194**, e3828. [doi:10.1002/vetr.3828](https://doi.org/10.1002/vetr.3828)

Fleischer R*, Jones C*, Ledezma-Campos P, **Czirják GÁ**, Sommer S, Gillespie TR, Vicente-Santos A (2024): Gut microbial shifts in vampire bats linked to immunity due to changed diet in human disturbed landscapes. SCI TOTAL ENVIRON **907**, 167815. [doi:10.1016/j.scitotenv.2023.167815](https://doi.org/10.1016/j.scitotenv.2023.167815)

Fronville T, Blaum N, **Kramer-Schadt S**, Schlägel U, **Radchuk V** (2024): Performance of five statistical methods to infer interactions among moving individuals in a predator–prey system. METHODS ECOL EVOL **15**, 1097–1112. [doi:10.1111/2041-210x.14323](https://doi.org/10.1111/2041-210x.14323)

Geiger M, Taucher AL, Gloor S, Lauper M, **Kiefer S**, **Kimmig SE**, Siebert J, Walter T, Zink R, Bontadina F*, Hegglin D* (2024): StadtWildTiere – added value and impact of transnational urban wildlife community science projects. FRONT ECOL EVOL **12**, 1363073. [doi:10.3389/fevo.2024.1363073](https://doi.org/10.3389/fevo.2024.1363073)

Gordon IJ, **Sollmann R**, Rantanen EM, Johnson JA, Evans KL, Penteriani V, Boersch-Supan P (2024): Ten years on for the *Letter from the Conservation Front Line*. ANIM CONSERV **27**, 139–140. [doi:10.1111/acv.12944](https://doi.org/10.1111/acv.12944)

Halbwax M, Nindiwe Malata LL, **Aschenborn OHK**, Lewis-Smith R, Lehmann D (2024): First field use of isoflurane and an anaesthetic workstation to maintain anaesthesia of wild giant pangolins (*Smutsia gigantea*). VET ANAESTH ANALG **51**, 190–192. [doi:10.1016/j.vaa.2023.12.003](https://doi.org/10.1016/j.vaa.2023.12.003)

Heim O, **Chávez F**, **Courtiol A**, **Paul F**, **Voigt CC** (2024): Guild-specific response of bats to motion-triggered LED lighting of bicycle trails. CONSERV SCI PRACT **6**, e13116. [doi:10.1111/csp2.13116](https://doi.org/10.1111/csp2.13116)

Hohm M*, **Moesch SS***, Bahm J, Haase D, Jeschke JM, Balkenhol N (2024): Reintroduced, but not accepted: Stakeholder perceptions of beavers in Germany. PEOPLE NAT **6**, 1681–1695. [doi:10.1002/pan3.10678](https://doi.org/10.1002/pan3.10678)

Huijsmans TERG, **Courtiol A**, Van Soom A, Smits K, Rousset F, **Wauters J**, **Hildebrandt TB** (2024): Quantifying maternal investment in mammals using allometry. COMMUN BIOL **7**, 475. [doi:10.1038/s42003-024-06165-x](https://doi.org/10.1038/s42003-024-06165-x)

Huo J, **Mówińska AM**, **Eren AN**, **Schoen J**, **Chen S** (2024): Oxygen levels affect oviduct epithelium functions in air–liquid interface culture. HISTOCHEM CELL BIOL, **161**, 521–537. [doi:10.1007/s00418-024-02273-1](https://doi.org/10.1007/s00418-024-02273-1)

Jarquín-Díaz VH, Ferreira SCM, **Balard A**, Ďureje L, Macholán M, Piálek J, Bengtsson-Palme J, **Kramer-Schadt S**, Forslund-Startceva SK*, **Heitlinger E*** (2024): Aberrant microbiomes are associated with increased antibiotic resistance gene load in hybrid mice. ISME COMMUN **4**, ycae053. [doi:10.1093/ismeco/ycae053](https://doi.org/10.1093/ismeco/ycae053)

Jern P, **Greenwood AD** (2024): Wildlife endogenous retroviruses: colonization, consequences, and co-option. TRENDS GENET **40**, 149–159. [doi:10.1016/j.tig.2023.10.014](https://doi.org/10.1016/j.tig.2023.10.014)

Jost J, Hirzmann J, Ďureje L, Maaz D, Martin P, Stach T, **Heitlinger E**, **Jarquín-Díaz VH** (2024): Dentition patterns and molecular diversity of *Mastophorus muris* (Gmelin, 1790) (Nematoda: Spiruroidea) support a host-associated subdivision. PARASITOL RES **123**, 237. [doi:10.1007/s00436-024-08259-1](https://doi.org/10.1007/s00436-024-08259-1)

Ke A, **Sollmann R**, Frishkoff L, Echeverri A, Zook J, Karp DS (2024): Effects of agriculture and nature reserves on avian behavior in northwestern Costa Rica. CONSERV BIOL **38**, e14241. [doi:10.1111/cobi.14241](https://doi.org/10.1111/cobi.14241)

Kelling M, **Currie SE**, **Troxell SA**, **Reusch C**, Roeleke M, Hoffmeister U, Teige T, **Voigt CC** (2024): Effects of tag mass on the physiology and behaviour of common noctule bats. MOV ECOL **12**, 38. [doi:10.1186/s40462-024-00477-7](https://doi.org/10.1186/s40462-024-00477-7)

Kürschner T, **Scherer C**, **Radchuk V**, Blaum N, **Kramer-Schadt S** (2024): Resource asynchrony and landscape homogenization as drivers of virulence evolution: The case of a directly transmitted disease in a social host. ECOL EVOL **14**, e11065. [doi:10.1002/ece3.11065](https://doi.org/10.1002/ece3.11065)

Lerma M, Dehnhard N, Castillo-Guerrero JA, Hernández-Vázquez S, **Voigt CC**, Garthe S (2024): Variations in inter-specific and sex-related niche partitioning in pelagic boobies during their annual cycle. ECOL EVOL **14**, e11255. [doi:10.1002/ece3.11255](https://doi.org/10.1002/ece3.11255)

Li J, Ulloa GM, Mayor P, Santolalla Robles ML, **Greenwood AD** (2024): Nucleic acid degradation after long-term dried blood spot storage. MOL ECOL RESOUR **24**, e13979. [doi:10.1111/1755-0998.13979](https://doi.org/10.1111/1755-0998.13979)

Librado P, Tressières G, Chauvey L, ..., **Ludwig A**, ..., Kanne K, Outram A, Orlando L (2024): Widespread horse-based mobility arose around 2,200 BCE in Eurasia. NATURE **631**, pages 819–825. [doi:10.1038/s41586-024-07597-5](https://doi.org/10.1038/s41586-024-07597-5)

Linuma OF, Mahenge AS, Mato RRAM, **Greenwood AD** (2024): Evaluation of the variability and frequency of infectious diseases in the Ngorongoro Conservation Area, Ngorongoro district in Arusha region, Tanzania. J APPL SCI ENVIRON MANAGE **28**, 1869–1884. [doi:10.4314/jasem.v28i6.28](https://doi.org/10.4314/jasem.v28i6.28)

Lueders I, Reuken J, Luther I, van der Horst G, Kotze A, Tordiffe A, Sieme H, **Jakop U**, **Mueller K** (2024): Effect of age and body condition score on reproductive organ size and sperm parameters in captive male African lion (*Panthera leo*): suggesting a prime breeding age. THERIOGENOLOGY WILD **5**, 100093. [doi:10.1016/j.therwi.2024.100093](https://doi.org/10.1016/j.therwi.2024.100093)

Matiatos I, Monteiro LR, Sebilo M, **Soto DX**, Goody DC, Wassenaar LI (2024): Isotopes Reveal the Moderating Role of Ammonium on Global Riverine Water Nitrogen Cycling. ACS EST WAT **4**, 1451–1459. [doi:10.1021/acsestwater.3c00605](https://doi.org/10.1021/acsestwater.3c00605)

Mc Cartney AM*, Formenti G*, Mouton A*, **De Panis D**, **Marins LS**, ..., **Brown T**, ..., **Mazzoni CJ** (2024): The European Reference Genome Atlas: piloting a decentralised approach to equitable biodiversity genomics. NPJ BIODIVERS **3**, 28. [doi:10.1038/s44185-024-00054-6](https://doi.org/10.1038/s44185-024-00054-6)

Méar LO*, Tseng IS*, Lin KS, Hsu CL, Chen SH, Tsai PS (2024): Transcriptomic characterization of male formosan pangolin (*Manis pentadactyla pentadactyla*) reproductive tract and evaluation of domestic cat (*Felis catus*) as a potential model species. ANIMALS **14**, 2592. [doi:10.3390/ani14172592](https://doi.org/10.3390/ani14172592)

Mendes CP, Albert WR, Amir Z, Ancrenaz M, Ash E, Azhar B, Bernard H, Brodie J, Bruce T, Carr E, Clements GR, Davies G, Deere NJ, Dinata Y, Donnelly CA, Duangchantrasiri S, Fredriksson G, Goossens B, Granados A, Hearn A, Hon J, Hughes T, Jansen P, Kawanishi K, Kinnaird M, Koh S, Latinne A, Linkie M, Loi F, Lynam AJ, Meijaard E, Mohd-Azlan J, Moore JH, Nathan SKSS, Ngoprasert D, Novarino W, Nursamsi I, O'Brien T, Ong R, Payne J, Priatna D, Rayan DM, Reynolds G, Rustam R, Selvadurai S, Shia A, Silmi M, Sinovas P, Sribuarod K, Steinmetz R, Struebig MJ, Sukmasuang R, Sunarto S, Tarmizi T, Thapa A, Traeholt C, Wearn OR, Wibisono HB, **Wilting A**, **Wong ST**, Wong ST, Word J, Chiok WX, Zainuddin ZZ, Luskin MS (2024): CamTrapAsia: A dataset of tropical forest vertebrate communities from 239 camera trapping studies. ECOLOGY **105**, e4299. [doi:10.1002/ecy.4299](https://doi.org/10.1002/ecy.4299)

Meyer Z*, Soukup ST*, Lubs A, Ohde D, Walz C, **Schoen J**, Willenberg HS, Hoeflich A, Brenmoehl J (2024): Impact of dietary isoflavones in standard chow on reproductive development in juvenile and adult female mice with different metabolic phenotypes. NUTRIENTS **16**, 2697. [doi:10.3390/nu16162697](https://doi.org/10.3390/nu16162697)

Milles A, Bielcik M, Banitz T, Gallagher CA, Jeltsch F, Jepsen JU, Oro D, **Radchuk V**, Grimm V (2024): Defining ecological buffer mechanisms should consider diverse approaches. TRENDS ECOL EVOL **39**, 119–120. [doi:10.1016/j.tree.2023.12.008](https://doi.org/10.1016/j.tree.2023.12.008)

Moesch S, Straka T, Jeschke J, Haase D, **Kramer-Schadt S** (2024): The good, the bad, and the unseen: wild mammal encounters influence wildlife preferences of residents across socio-demographic gradients. ECOL SOC **29**, 6. [doi:10.5751/es-15211-290306](https://doi.org/10.5751/es-15211-290306)

Moesch SS, Wellmann T, Haase D, Bhardwaj M (2024): Mammal Mia: A review on how ecological and human dimension research on urban wild mammals can benefit future biophilic cities. BASIC APPL ECOL **79**, 90–101. [doi:10.1016/j.baae.2024.05.004](https://doi.org/10.1016/j.baae.2024.05.004)

Mosto MC, Picasso MJB, Tudisca AM, **Krone O** (2024): Hindlimb myology in two piscivorous raptorial birds: a quantitative comparison of the osprey and the white-tailed sea eagle (Aves, Accipitriformes). J ZOOL. [doi:10.1111/jzo.13172](https://doi.org/10.1111/jzo.13172)

Mottaghinia S, Stenzel S, Tsangaras K, Nikolaidis N, Laue M, **Müller K**, **Hölscher H**, Löber U, **McEwen GK**, Donnellan SC, Rowe KC, Aplin KP, Goffinet C, **Greenwood AD** (2024): A recent gibbon ape leukemia virus germline integration in a rodent from New Guinea. PROC NATL ACAD SCI USA **121**, e2220392121. [doi:10.1073/pnas.2220392121](https://doi.org/10.1073/pnas.2220392121)

Mugerwa B, Niedballa J, Planillo A, Sheil D, Kramer-Schadt S, Wilting A (2024): Global disparity of camera trap research allocation and defaunation risk of terrestrial mammals. *REMOTE SENS ECOL CONSERV* **10**, 121–136. [doi:10.1002/rse2.360](https://doi.org/10.1002/rse2.360)

Nagel R, **Pohle K, Jordán L**, Tuponja I, Stainfield C, Toscani C, Fox-Clarke C, Costantini D, **Czirják GÁ***, Forcada J*, Hoffman JI* (2024): Life-history stage influences immune investment and oxidative stress in response to environmental heterogeneity in Antarctic fur seals. *COMMUN BIOL* **7**, 788. [doi:10.1038/s42003-024-06499-6](https://doi.org/10.1038/s42003-024-06499-6)

Nanni V*, Mercugliano E*, Soler S, **Biasetti P**, Mammola S, Guadagnini R, Manenti R, De Mori B (2024): A gap in media communication of human-bear conflicts management. *BIOL CONSERV* **294**, 110626. [doi:10.1016/j.biocon.2024.110626](https://doi.org/10.1016/j.biocon.2024.110626)

Nguyen A, Tilker A, Le D, **Niedballa J, Pflumm L**, Pham XH, Le VS, Luu HT, Tran VB, **Kramer-Schadt S, Sollmann R, Wilting A** (2024): Ground-dwelling mammal and bird diversity in the southern Annamites: Exploring complex habitat associations and the ghost of past hunting pressure. *CONSERV SCI PRACT* **6**, e13093. [doi:10.1111/csp2.13093](https://doi.org/10.1111/csp2.13093)

Nguyen AT, Le M, **Tilker A** (2024): First record of a mixed species association between Hatinh langur (*Trachypithecus hatinhensis*) and red-shanked douc (*Pygathrix nemaeus*). *ECOL EVOL* **14**, e70122. [doi:10.1002/ece3.70122](https://doi.org/10.1002/ece3.70122)

Ocampo-Ariza C*, **Hanf-Dressler T***, Maas B, Novoa-Cova J, Thomas E, Vansynghel J, Steffan-Dewenter I, Tschardt T (2024): Regional differences of functional and taxonomic bird diversity in tropical agroforests of Peru. *CONSERV SCI PRACT* **6**, e13123. [doi:10.1111/csp2.13123](https://doi.org/10.1111/csp2.13123)

Oehler F, **Kimmig S**, Hagen R, Kimmerle J, Cress U, Hackländer K, Arnold J, Flemming D, **Brandt M** (2024): The role of information presentation for wildlife knowledge, attitude, and risk perception. *CONSERV SCI PRACT* **6**, e13089. [doi:10.1111/csp2.13089](https://doi.org/10.1111/csp2.13089)

Paces B, Wanek W, **Voigt CC**, Schirmer S, Leidinger P, Schulze CH (2024): Trophic position determines the persistence of neotropical understory birds after forest disturbance. *ECOL EVOL* **14**, e11370. [doi:10.1002/ece3.11370](https://doi.org/10.1002/ece3.11370)

Paleček D, **Milano S**, Gutiérrez-Zugasti I, Talamo S (2024): Stable isotopes in the shell organic matrix for (paleo)environmental reconstructions. *COMMUN CHEM* **7**, 16. [doi:10.1038/s42004-023-01076-0](https://doi.org/10.1038/s42004-023-01076-0)

Panjang E, Lim HY, Thomas RJ, Goossens B, Hearn AJ, Macdonald DW, Ross J, **Wong ST, Guharajan R, Mohamed A**, Gardner PC, Koh S, Cheah C, Ancrenaz M, Lackman I, Ong R, Nilus R, Hastie A, Brodie JF, Granados A, Helmy O, Lapis OM, Simon D, **Davies G**, Te Wong S, Rampangajouw M, Matsubayashi H, Sano C, Runting RK, Sipangkui S, Abram NK (2024): Mapping the distribution of the Sunda pangolin (*Manis javanica*) within natural forest in Sabah, Malaysian Borneo. *GLOB ECOL CONSERV* **52**, e02962. [doi:10.1016/j.gecco.2024.e02962](https://doi.org/10.1016/j.gecco.2024.e02962)

Pedersen MB, Beedholm K, Hubancheva A, Koseva K, Uebel AS, Hochradel K, Madsen PT, **Stidsholt L** (2024): Clutter resilience via auditory stream segregation in echolocating greater mouse-eared bats. *J EXP BIOL* **227**, jeb246889. [doi:10.1242/jeb.246889](https://doi.org/10.1242/jeb.246889)

Pedersen MB, Egenhardt M, Beedholm K, Skalshøi MR, Uebel AS, Hubancheva A, Koseva K, Moss CF, Luo J, **Stidsholt L**, Madsen PT (2024): Superfast Lombard response in free-flying, echolocating bats. *CURR BIOL* **34**, 2509–2516.e3. [doi:10.1016/j.cub.2024.04.048](https://doi.org/10.1016/j.cub.2024.04.048)

Peona V, Martelossi J, Almojil D, Bocharkina J, Brännström I, Brown M, Cang A, **Carrasco-Valenzuela T**, DeVries J, Doellman M, Elsner D, Espíndola-Hernández P, Montoya GF, Gaspar B, Zagorski D, Hałakuc P, Ivanovska B, Laumer C, Lehmann R, Boštjančić LL, Mashoodh R, Mazzoleni S, Mouton A, Nilsson MA, Pei Y, Potente G, Provataris P, Pardos-Blas JR, Raut R, Sbaffi T, Schwarz F, Stapley J, Stevens L, Sultana N, Symonova R, Tahami MS, Urzì A, Yang H, Yusuf A, Pecoraro C, Suh A (2024): Teaching transposon classification as a means to crowd source the curation of repeat annotation – a tardigrade perspective. *MOB DNA* **15**, 10. [doi:10.1186/s13100-024-00319-8](https://doi.org/10.1186/s13100-024-00319-8)

Pereira H, Hoffman JI*, Krüger O*, **Czirják GÁ***, Rinaud T, Ottensmann M, Gladow KP, Caspers BA, Maraci Ö, Kaiser S, Chakarov N* (2024): The gut microbiota-immune-brain axis in a wild vertebrate: dynamic interactions and health impacts. *FRONT MICROBIOL* **15**, 1413976. [doi:10.3389/fmicb.2024.1413976](https://doi.org/10.3389/fmicb.2024.1413976)

Planillo A, **Wenzler-Meya M**, Reinhardt I, Kluth G, Michler FU, Stier N, **Louvrier J**, Steyer K, Gillich B, Rieger S, Knauer F, Kuemmerle T, **Kramer-Schadt S** (2024): Understanding habitat selection of range-expanding populations of large carnivores: 20 years of grey wolves (*Canis lupus*) recolonizing Germany. *DIVERS DISTRIB* **30**, 71–86. [doi:10.1111/ddi.13789](https://doi.org/10.1111/ddi.13789)

Portas R, **Krofel M** (2024): Spotted hyena (*Crocuta crocuta*) predation on passerine birds in Namibia. *FOOD WEBS* **38**, e00340. [doi:10.1016/j.fooweb.2024.e00340](https://doi.org/10.1016/j.fooweb.2024.e00340)

Prosdocimi L, **Vilaca ST**, Naro-Maciel E, Caraccio MN, Formia A, Vélez-Rubio GM (2024): Genetic composition of green sea turtles (*Chelonia mydas*) at coastal feeding areas of Uruguay. *FRONT AMPHIB REPTILE SCI* **2**, 1351226. [doi:10.3389/famrs.2024.1351226](https://doi.org/10.3389/famrs.2024.1351226)

Qin T, Ortega-Perez P, **Wibbelt G**, Lakim MB, Ginting S, Khoprasert Y, Wells K, Hu J, Jäkel T (2024): A cyst-forming coccidian with large geographical range infecting forest and commensal rodents: *Sarcocystis muricoelognathis* sp. nov. *PARASITES VECTORS* **17**, 135. [doi:10.1186/s13071-024-06230-8](https://doi.org/10.1186/s13071-024-06230-8)

Rauch-Schmücking H, **Bohner J**, **Goeritz F**, Bakker D, Stalder G, Stenvinkel P, Johnson RJ, Shiels PG, Redtenbacher I, Azogu-Sepe I, Burgener IA, Painer-Gigler J (2024): Cystocentesis and urinalysis in zoomedicine: An underestimated tool for large felid standard health checks. *J ZOO WILDL MED* **55**, 555–564. [doi:10.1638/2023-0071](https://doi.org/10.1638/2023-0071)

Reeve N, **Berger A**, Rasmussen SL (2024): Applied Hedgehog Conservation Research. *ANIMALS* **14**, 976. [doi:10.3390/ani14060976](https://doi.org/10.3390/ani14060976)

Reissmann M, Ullrich E, Bergfeld U, **Ludwig A** (2024): Agouti-signaling protein and Melanocortin-1-receptor mutations associated with coat color phenotypes in fallow deer (*Dama dama*). *GENES* **15**, 1055. [doi:10.3390/genes15081055](https://doi.org/10.3390/genes15081055)

Reusch C*, **Vindas-Picado JB***, **Scholz C**, Hoffmeister U, **Voigt CC** (2024): Light-averse behaviour of attic-dwelling bats when commuting through urban areas. *GLOB ECOL CONSERV* **54**, e03112. [doi:10.1016/j.gecco.2024.e03112](https://doi.org/10.1016/j.gecco.2024.e03112)

- Reyer H*, Abou-Soliman I*, Schulze M, Henne H, Reinsch N, **Schoen J**, Wimmers K (2024): Genome-Wide Association Analysis of Semen Characteristics in Piétrain Boars. *GENES* **15**, 382. [doi:10.3390/genes15030382](https://doi.org/10.3390/genes15030382)
- Riesle-Sbarbaro SA, **Wibbelt G**, Dux A, Kouakou V, Bokelmann M, Hansen-Kant K, Kirchoff N, Laue M, Kromarek N, Lander A, Vogel U, Wahlbrink A, Wozniak DM, Scott DP, Prescott JB, Schaade L, Couacy-Hymann E, Kurth A (2024): Selective replication and vertical transmission of Ebola virus in experimentally infected Angolan free-tailed bats. *NAT COMMUN* **15**, 925. [doi:10.1038/s41467-024-45231-0](https://doi.org/10.1038/s41467-024-45231-0)
- Rodó X*, Bouma MJ*, Rodríguez-Arias MÀ, Roy M, **De Yebra P**, Petrova D, García-Díez M, Pascual M (2024): Strain variation and anomalous climate synergistically influence cholera pandemics. *PLOS NEGLECT TROP DIS* **18**, e0012275. [doi:10.1371/journal.pntd.0012275](https://doi.org/10.1371/journal.pntd.0012275)
- Sánchez KL, Baird JK, Nielsen A, Nurillah A, Agustina F, Komara, Fadilah F, Prameswari W, Nugraha RTP, Saputra S, Nurkanto A, Dharmayanthi AB, Pratama R, Exploitasia I, **Greenwood AD** (2024): Naturally acquired immunity to *Plasmodium pitheci* in Bornean orangutans (*Pongo pygmaeus*). *PARASITOLOGY* **151**, 380–389. [doi:10.1017/s0031182024000155](https://doi.org/10.1017/s0031182024000155)
- Schabacker T**, Rizzi S, Teige T, Hoffmeister U, **Voigt CC**, **Snijders L** (2024): Behavioral correlates of migration in bats – do migration strategies predict responses to a novel environment? *BEHAV ECOL SOCIOBIOL* **78**, 68. [doi:10.1007/s00265-024-03483-2](https://doi.org/10.1007/s00265-024-03483-2)
- Scharnweber K, **Scholz C**, Schippenbeil V, **Milano S**, Hühn D (2024): Effects of mining activities on fish communities and food web dynamics in a lowland river. *ECOL EVOL* **14**, e11111. [doi:10.1002/ece3.11111](https://doi.org/10.1002/ece3.11111)
- Scholz C**, **Jarquín-Díaz VH***, **Planillo A***, **Radchuk V**, **Scherer C**, Schulze C, **Ortmann S**, **Kramer-Schadt S****, **Heitlinger E**** (2024): Host weight, seasonality and anthropogenic factors contribute to parasite community differences between urban and rural foxes. *SCI TOTAL ENVIRON* **936**, 173355. [doi:10.1016/j.scitotenv.2024.173355](https://doi.org/10.1016/j.scitotenv.2024.173355)
- Schrade L**, Mah N, Bandrowski A, Chen Y, Dewender J, Diecke S, Hiepen C, Lancaster MA, Marques-Bonet T, Martinez S, Mueller SC, Navara C, Prigione A, Seltsmann S, Sochacki J, Sutcliffe MA, Zywitzka V, **Hildebrandt TB**, Kurtz A (2024): A standardized nomenclature design for systematic referencing and identification of animal cellular material. *ANIMALS* **14**, 1541. [doi:10.3390/ani14111541](https://doi.org/10.3390/ani14111541)
- Selmoun-Ourdani K, **Dheer A**, Karar M, Fritas S, Amroun M, Zemmouri-Boukhemza N, Mallil K, Wiesel I (2024): Understanding habitat suitability and road mortality for the conservation of the striped hyaena (*Hyaena hyaena*) in Batna (East Algeria). *MAMMALIA* **88**, 368–383. [doi:10.1515/mammalia-2022-0095](https://doi.org/10.1515/mammalia-2022-0095)
- Simone R**, **Čížmár D**, **Holtze S**, Mulot B, Lamglait B, Knauf-Witzens T, Weigold A, Hermes R, **Hildebrandt TB** (2024): Cryopreservation of okapi (*Okapia johnstoni*) oocytes following in vitro maturation. *THERIOGENOLOGY WILD* **4**, 100088. [doi:10.1016/j.therwi.2024.100088](https://doi.org/10.1016/j.therwi.2024.100088)
- Sinovas P, Alexiou I, Roberts O, Holden J, Chantha N, **Tilker A** (2024): Status and conservation implications of a newly-discovered large-antlered muntjac population in Cambodia. *ENDANGER SPECIES RES* **53**, 493–498. [doi:10.3354/esr01316](https://doi.org/10.3354/esr01316)
- Sollmann R** (2024): Estimating the temporal scale of lagged responses in species abundance and occurrence. *ECOSPHERE* **15**, e4704. [doi:10.1002/ecs2.4704](https://doi.org/10.1002/ecs2.4704)

Sollmann R, Adenot N, Spakovszky P, Windt J, Mattsson BJ (2024): Accounting for observation biases associated with counts of young when estimating fecundity: case study on the arboreal-nesting red kite (*Milvus milvus*). PEER COMMUNITY J **4**, e62. [doi:10.24072/pcjournal.436](https://doi.org/10.24072/pcjournal.436)

Sollmann R, Caro T (2024): Spatio-temporal metapopulation trends: The coconut crabs of Zanzibar. ECOL EVOL **14**, e70168. [doi:10.1002/ece3.70168](https://doi.org/10.1002/ece3.70168)

Soto DX, Araguás-Araguás LJ, Han LF, Wassenaar LI (2024): Radiocarbon integrity of dissolved inorganic carbon (DIC) samples stored in plastic and glass bottles: implications for reliable groundwater age dating. ISOT ENVIRON HEALTH STUD **60**, 53–65. [doi:10.1080/10256016.2023.2289962](https://doi.org/10.1080/10256016.2023.2289962)

Stidsholt L, **Scholz C**, Hermanns U, Teige T, Post M, Stapelfeldt B, **Reusch C**, **Voigt CC** (2024): Low foraging rates drive large insectivorous bats away from urban areas. GLOB CHANGE BIOL **30**, e17063. [doi:10.1111/gcb.17063](https://doi.org/10.1111/gcb.17063)

Stiegler J, Gallagher CA, Hering R, ..., **Barthel L**, ..., **Berger A**, ..., **Börner K**, ..., **Kimmig S**, ..., **Kramer-Schadt S**, ..., **Krop-Benesch A**, ..., **Melzheimer J**, ..., **Scholz C**, ..., **Sönnichsen L**, ..., **Wachter B**, ..., Zieba F, Zwijacz-Kozica T, Blaum N (2024): Mammals show faster recovery from capture and tagging in human-disturbed landscapes. NAT COMMUN **15**, 8079. [doi:10.1038/s41467-024-52381-8](https://doi.org/10.1038/s41467-024-52381-8)

Subiran Adrados C, Olesen HØ, Olesen SV, Pors SE, **Holtze S**, **Hildebrandt T**, Andersen CY, Kristensen SG (2024): Exploring the effect of platelet-rich plasma on vascularization and survival of follicles in xenotransplanted human ovarian tissue. REPROD BIOMED ONLINE **49**, 104274. [doi:10.1016/j.rbmo.2024.104274](https://doi.org/10.1016/j.rbmo.2024.104274)

Tang C, Zhou X, Guillot J, **Wibbelt G**, Deng S, Kandemir H, Gräser Y, Feng P, Kang Y, de Hoog GS (2024): Dermatophytes and mammalian hair: aspects of the evolution of Arthrodermataceae. FUNGAL DIVERS **125**, 139–156. [doi:10.1007/s13225-023-00526-3](https://doi.org/10.1007/s13225-023-00526-3)

Tarbill GL, White AM, **Sollmann R** (2024): Floral richness drives pollinator diversity after fire in upland forests and meadows of the Sierra Nevada, California. INSECT CONSERV DIVER **17**, 869–883. [doi:10.1111/icad.12756](https://doi.org/10.1111/icad.12756)

Tarlinton R, **Greenwood AD** (2024): Koala retrovirus and neoplasia: Correlation and underlying mechanisms. CURR OPIN VIROL **67**, 101427. [doi:10.1016/j.coviro.2024.101427](https://doi.org/10.1016/j.coviro.2024.101427)

Tilker A*, **Niedballa J***, Viet HL, Abrams JF, Marescot L, Wilkinson N, Rawson BM, **Sollmann R**, **Wilting A** (2024): Addressing the Southeast Asian snaring crisis: Impact of 11 years of snare removal in a biodiversity hotspot. CONSERV LETT **17**, e13021. [doi:10.1111/conl.13021](https://doi.org/10.1111/conl.13021)

Ulloa GM, **Greenwood AD**, Cornejo OE, Monteiro FOB, Scofield A, Santolalla Robles ML, Lescano AG, Mayor P (2024): Phylogenetic congruence of *Plasmodium* spp. and wild ungulate hosts in the Peruvian Amazon. INFECT GENET EVOL **118**, 105554. [doi:10.1016/j.meegid.2024.105554](https://doi.org/10.1016/j.meegid.2024.105554)

Van de Pol M, **Bailey LD**, Frauendorf M, Allen AM, van der Sluijs M, Hijner N, Brouwer L, de Kroon H, Jongejans E, Ens BJ (2024): Sea-level rise causes shorebird population collapse before habitats drown. NAT CLIM CHANG **14**, 839–844. [doi:10.1038/s41558-024-02051-w](https://doi.org/10.1038/s41558-024-02051-w)

Vodjerek L, Erixon F, Mendes Ferreira C, **Fickel J**, Eccard JA (2024): The role of male quality in sequential mate choice: pregnancy replacement in small mammals? R SOC OPEN SCI **11**, 240189. [doi:10.1098/rsos.240189](https://doi.org/10.1098/rsos.240189)

Voigt CC, Bernard E, Huang JCC, Frick WF, Kerbiriou C, MacEwan K, Mathews F, Rodríguez-Durán A, **Scholz C**, Webala PW, Welbergen J, Whitby M (2024): Toward solving the global green-green dilemma between wind energy production and bat conservation. BIOSCIENCE **74**, 240–252. [doi:10.1093/biosci/biae023](https://doi.org/10.1093/biosci/biae023)

Vullioud C, **Benhaiem S**, **Meneghini D**, Szyf M, Shao Y, **Hofer H**, **East ML**, Fickel J, **Weyrich A** (2024): Epigenetic signatures of social status in wild female spotted hyenas (*Crocuta crocuta*). COMMUN BIOL **7**, 313. [doi:10.1038/s42003-024-05926-y](https://doi.org/10.1038/s42003-024-05926-y)

Welsh JA, Goberdhan DCI, O'Driscoll L, ..., MISEV Consortium (IZW co-author: **Chen S**), Théry C, Witwer KW (2024): Minimal information for studies of extracellular vesicles (MISEV2023): From basic to advanced approaches. J EXTRACELL VESICLES **13**, e12404. [doi:10.1002/jev2.12404](https://doi.org/10.1002/jev2.12404)

Wilkinson CE, **Dheer A**, Zett T, Torrents-Ticó M, Yarnell RW, Bar Ziv E, Bhandari S, Jacobson A, Dloniak SM (2024): Review of the global research on Hyaenidae and implications for conservation and management. MAMMAL REV **54**, 193–212. [doi:10.1111/mam.12337](https://doi.org/10.1111/mam.12337)

Wong ST*, **Mohamed A***, **Mathai J**, **Niedballa J**, Kissing J, Lagan P, Hastie AYL, **Wilting A**, **Sollmann R** (2024): Changes in tropical terrestrial vertebrate communities along two anthropogenic gradients: Forest degradation and accessibility. BIOTROPICA **56**, e13320. [doi:10.1111/btp.13320](https://doi.org/10.1111/btp.13320)

Yildiz H, Heise O, Gerhardt B, **Fritsch G**, Becker R, Ochs A, Sicks F, Buss P, de Klerk-Lorist LM, **Hildebrandt T***, Brecht M* (2024): Macrovibrissae and microvibrissae inversion and lateralization in elephants. ANN NY ACAD SCI **1538**, 85–97. [doi:10.1111/nyas.15194](https://doi.org/10.1111/nyas.15194)

2023

Alquezar-Planas DE, Higgins DP, Singleton CL, **Greenwood AD** (2023): Preface to the Second Koala Retrovirus Workshop online 25–27 May 2021. In Proceedings of the Second Koala Retrovirus Workshop. TECH REP AUST MUS **38**, 1–2. [doi:10.3853/j.1835-4211.38.2023.1830](https://doi.org/10.3853/j.1835-4211.38.2023.1830)

Anderson RC, **Chakravarty R**, Raman S (2023): Bats in the Maldives: a review of historical data and first record of a vagrant Long-winged Tomb Bat (Emballonuridae: *Taphozous longimanus*). BARBASTELLA **15**, 78–83. [doi:10.14709/barbj.15.1.2022.10](https://doi.org/10.14709/barbj.15.1.2022.10)

Appeltant R, **Hermes R**, **Holtze S**, Modina SC, Galli C, Bjarkadottir BD, Adeniran BV, Wei X, Swegen A, **Hildebrandt TB**, Williams SA (2023): The neonatal southern white rhinoceros ovary contains oogonia in germ cell nests. COMMUN BIOL **6**, 1049. [doi:10.1038/s42003-023-05256-5](https://doi.org/10.1038/s42003-023-05256-5)

Aschenborn O, Aschenborn J, Beytell P, **Wachter B**, **Melzheimer J**, Dumendiak S, Ruffler B, Mackenstedt U, Kern P, Romig T, Wassermann M (2023): High species diversity of *Echinococcus* spp. in wild mammals of Namibia. INT J PARASITOL-PARASIT WILDL **21**, 134–142. [doi:10.1016/j.ijppaw.2023.04.009](https://doi.org/10.1016/j.ijppaw.2023.04.009)

Aschenborn O, Aschenborn J, Kern P, Mackenstedt U, Romig T, Wassermann M (2023): When wildlife comes to town: interaction of sylvatic and domestic host animals in transmission of *Echinococcus* spp. in Namibia. HELMINTHOLOGIA **60**, 117–124. [doi:10.2478/helm-2023-0012](https://doi.org/10.2478/helm-2023-0012)

Bashawat M, Braun BC, Müller K, Hermann BP (2023): Molecular phenotyping of domestic cat (*Felis catus*) testicular cells across postnatal development – a model for wild felids. THERIOGENOLOGY WILD **2**, 100031. [doi:10.1016/j.therwi.2023.100031](https://doi.org/10.1016/j.therwi.2023.100031)

Becker DJ, Merrifield JM, Vágási CI, **Czirják GÁ**, Pap PL (2023): Spatial variation in the inflammatory response of house sparrows in their native range. ECOHEALTH **20**, 231–235. [doi:10.1007/s10393-023-01652-9](https://doi.org/10.1007/s10393-023-01652-9)

Benhaiem S, Kaidatzi S, Hofer H, East ML (2023): Long-term reproductive costs of snare injuries in a keystone terrestrial by-catch species. ANIM CONSERV **26**, 61–71. [doi:10.1111/acv.12798](https://doi.org/10.1111/acv.12798)

Bentley B, **Carrasco-Valenzuela T, Ramos E**, Pawar H, **Arantes LS**, Alexander A, Banerjee S, Masterson P, Kuhlwil M, Pippel M, Mountcastle J, Haase B, **Uliano-Silva M**, Formenti G, Howe K, Chow W, Tracey A, Sims Y, Pelan S, Wood J, Yetsko K, Perrault J, Stewart K, Benson S, Levy Y, Todd E, Shaffer B, Scott P, Henen B, Murphy R, Mohr, Scott A, Duffy D, Gemmell N, Suh A, Winkler S, Thibaud-Nissen F, Nery M, Marques-Bonet T, Antunes A, Tikochinski Y, Dutton P, Fedrigo O, Myers E, Jarvis E, **Mazzoni C***, Komoroske L* (2023): Divergent sensory and immune gene evolution in sea turtles with contrasting demographic and life histories. PROC NATL ACAD SCI USA **120**, e2201076120. [doi:10.1073/pnas.2201076120](https://doi.org/10.1073/pnas.2201076120)

Berger A (2023): Occurrence and characteristics of cut injuries in hedgehogs in Germany: A collection of individual cases. ANIMALS **14**, 57. [doi:10.3390/ani14010057](https://doi.org/10.3390/ani14010057)

Berman TS*, Winberg M*, Moreno KR, **Czirják GÁ**, Yossi Y (2023): In sickness and in health: The dynamics of the fruit bat gut microbiota under a bacterial antigen challenge and its association with the immune response. FRONT IMMUNOL **14**, 1152107. [doi:10.3389/fimmu.2023.1152107](https://doi.org/10.3389/fimmu.2023.1152107)

Biasetti P, Hildebrandt TB, Göritz F, Hermes R, Holtze S, Stejskal J, Galli C, Pollastri I, Muzzo A, Lekoool I, Ndereeh D, Omondi P, Kariuki L, Mijele D, Mutisya S, Ngulu S, de Mori B (2023): Application of decision tools to ethical analysis in biodiversity conservation. CONSERV BIOL **37**, e14029. [doi:10.1111/cobi.14029](https://doi.org/10.1111/cobi.14029)

Blanchard AM, Emes RD, **Greenwood AD**, Holmes N, Loose MW, **McEwen GK**, Meers J, Speight N, Tarlinton R (2023): Genome reference assembly for bottlenecked southern Australian koalas. GENOME BIOL EVOL **15**, evac176. [doi:10.1093/gbe/evac176](https://doi.org/10.1093/gbe/evac176)

Bond DM, Ortega-Recalde O, Laird MK, Hayakawa T, Richardson KS, Reese FCB, Kyle B, McIsaac-Williams BE, Robertson BC, van Heezik Y, Adams AL, Chang WS, Haase B, Mountcastle J, **Driller M**, Collins J, Howe K, Go Y, Thibaud-Nissen F, Lister NC, Waters PD, Fedrigo O, Jarvis ED, Gemmell NJ, Alexander A, Hore TA (2023): The admixed brushtail possum genome reveals invasion history in New Zealand and novel imprinted genes. NAT COMMUN **14**, 6364. [doi:10.1038/s41467-023-41784-8](https://doi.org/10.1038/s41467-023-41784-8)

Bonenfant C, Rutschmann A, Burton J, Boyles R, García F, **Tilker A**, Schütz E (2023): Cast away on Mindaoro island: lack of space limits population growth of the endangered tamaraw. ANIM CONSERV **26**, 546–557. [doi:10.1111/acv.12842](https://doi.org/10.1111/acv.12842)

Braun BC, Müller K (2023): Role of glyoxalase I and II in somatic and spermatogenic testicular cells during the postnatal development of the domestic cat. THERIOGENOLOGY **197**, 10–15. [doi:10.1016/j.theriogenology.2022.11.028](https://doi.org/10.1016/j.theriogenology.2022.11.028)

Brodie JF, Mohd-Azlan J, Chen C, Wearn OR, Deith MCM, Ball JGC, Slade EM, Burslem DFRP, Teoh SW, Williams PJ, **Nguyen A**, Moore JH, Goetz SJ, Burns P, Jantz P, Hakkenberg CR, Kaszta ZM, Cushman S, Coomes D, Helmy OE, Reynolds G, Rodríguez JP, Jetz W, Luskin MS (2023): Landscape-scale benefits of protected areas for tropical biodiversity. *NATURE* **620**, 807–812. [doi:10.1038/s41586-023-06410-z](https://doi.org/10.1038/s41586-023-06410-z)

Bruckermann T, Greving H, **Schumann A**, **Stillfried M**, **Börner K**, **Kimmig SE**, **Hagen R**, **Brandt M**, Harms U (2023): Scientific reasoning skills predict topic-specific knowledge after participation in a citizen science project on urban wildlife ecology. *J RES SCI TEACH* **60**, 1915–1941. [doi:10.1002/tea.21835](https://doi.org/10.1002/tea.21835)

Chakravarty R, **Radchuk V**, Managave S, **Voigt CC** (2023): Increasing species richness along elevational gradients is associated with niche packing in bat assemblages. *J ANIM ECOL* **92**, 863–874. [doi:10.1111/1365-2656.13897](https://doi.org/10.1111/1365-2656.13897)

Chen J, Lin X, Bhattacharya S, Wiesehöfer C, Wennemuth G, **Müller K**, Montag D (2023): Neuroplastin expression in male mice is essential for fertility, mating, and adult testosterone levels. *INT J MOL SCI* **25**, 177. [doi:10.3390/ijms25010177](https://doi.org/10.3390/ijms25010177)

Congiu L, Gessner J, **Ludwig A** (2023): IUCN Red List reassessment reveals further decline of sturgeons and paddlefishes. *ORYX* **57**, 9–10. [doi:10.1017/s0030605322001260](https://doi.org/10.1017/s0030605322001260)

Congiu L, Striebel-Greiter B, Gessner J, Boscari E, Boner M, Jahrl J, Dalle Palle S, **Ludwig A** (2023): Identification and tracking of sturgeons and paddlefish products in trade: Implications for trade control and biodiversity management. *AQUACULTURE* **574**, 739708. [doi:10.1016/j.aquaculture.2023.739708](https://doi.org/10.1016/j.aquaculture.2023.739708)

Costantini D, **Schad J**, **Czirják GÁ**, **Voigt CC** (2023): Oxidative damage varies in response to bacterial, fungal and viral antigen challenges in bats. *J EXP BIOL* **226**, jeb246332. [doi:10.1242/jeb.246332](https://doi.org/10.1242/jeb.246332)

Currie SE, Johansson LC, Aumont C, **Voigt CC**, Hedenström A (2023): Conversion efficiency of flight power is low, but increases with flight speed in the migratory bat *Pipistrellus nathusii*. *PROC R SOC B* **290**, 20230045. [doi:10.1098/rspb.2023.0045](https://doi.org/10.1098/rspb.2023.0045)

Dafalla M, Orłowska A, Keleş SJ, Straková P, Schlottau K, Jeske K, Hoffmann B, **Wibbelt G**, Smreczak M, Müller T, Freuling CM, Wang X, Rola J, Drewes S, Fereidouni S, Heckel G, Ulrich RG (2023): Hantavirus Brno loanvirus is highly specific to the common noctule bat (*Nyctalus noctula*) and widespread in Central Europe. *VIRUS GENES* **59**, 323–332. [doi:10.1007/s11262-022-01952-2](https://doi.org/10.1007/s11262-022-01952-2)

Danabalan R, Merkel K, Bærholm Schnell I, Arandjelovic M, Boesch C, Brazzola G, Dieguez P, Dupain J, Kambale-Vyalengerera M, Kühl HS, Hoffmann C, Lapuente J, Ngoc Thinh V, Zimmermann F, Leendertz FH, Gilbert MTP, Roos C, **Mazzoni C**, Gogarten JF, Calvignac-Spencer S (2023): Mammal mitogenomics from invertebrate-derived DNA. *ENVIRON DNA* **5**, 1004–1015. [doi:10.1002/edn3.436](https://doi.org/10.1002/edn3.436)

Danabalan R, **Planillo A**, **Butschkau S**, **Deeg S**, **Gras P**, Thion C, Calvignac-Spencer S, **Kramer-Schadt S**, **Mazzoni C** (2023): Comparison of mosquito and fly derived DNA as a tool for sampling vertebrate biodiversity in suburban forests in Berlin, Germany. *ENVIRON DNA* **5**, 476–487. [doi:10.1002/edn3.398](https://doi.org/10.1002/edn3.398)

Dausmann KH, Körtner G, Aharon-Rotman Y, **Currie SE**, Geiser F (2023): Flexible employment of torpor in squirrel gliders (*Petaurus norfolcensis*): An adaptation to unpredictable climate? *PHYSIOL BIOCHEM ZOOL* **96**, 62–74. [doi:10.1086/722131](https://doi.org/10.1086/722131)

Deiringer N, Schneeweiß U, Kaufmann LV, Eigen L, Speissegger C, Gerhardt B, **Holtze S**, **Fritsch G**, **Göritz F**, Becker R, Ochs A, **Hildebrandt TB**, Brecht M (2023): The functional anatomy of elephant trunk whiskers. COMMUN BIOL **6**, 591. [doi:10.1038/s42003-023-04945-5](https://doi.org/10.1038/s42003-023-04945-5)

Delmore KE, van Doren BM, Ullrich K, **Curk T**, van der Jeugd HP, Liedvogel M (2023): Structural genomic variation and migratory behavior in a wild songbird. EVOL LETT **7**, 401–412. [doi:10.1093/evlett/grad040](https://doi.org/10.1093/evlett/grad040)

Dickey JWE, Liu C, Briski E, Wolter C, **Moesch S**, Jeschke JM (2023): Identifying potential emerging invasive non-native species from the freshwater pet trade. PEOPLE NAT **5**, 1948–1961. [doi:10.1002/pan3.10535](https://doi.org/10.1002/pan3.10535)

Drenske S, **Radchuk V**, **Scherer C**, Esterer C, Kowarik I, Fritz J, **Kramer-Schadt S** (2023): On the road to self-sustainability: reintroduced migratory European northern bald ibises *Geronticus eremita* still need management interventions for population viability. ORYX **57**, 637–648. [doi:10.1017/s0030605322000540](https://doi.org/10.1017/s0030605322000540)

Du S, Trakooljul N, **Palma-Vera SE**, Murani E, Schuler G, **Schön J**, **Chen S** (2023): Regulation of porcine oviduct epithelium functions via progesterone and estradiol is influenced by cortisol. ENDOCRINOLOGY **164**, bqac176. [doi:10.1210/endocr/bqac176](https://doi.org/10.1210/endocr/bqac176)

Ellerbrok JS, Farwig N, Peter F, Rehling F, **Voigt CC** (2023): Forest gaps around wind turbines attract bat species with high collision risk. BIOL CONSERV **288**, 110347. [doi:10.1016/j.biocon.2023.110347](https://doi.org/10.1016/j.biocon.2023.110347)

Engler M, **Krone O** (2023): Estimating the onset of natal dispersal for a large diurnal raptor: A methodological comparison. ORNIS FENN **100**, 27–37. [doi:10.51812/of.115528](https://doi.org/10.51812/of.115528)

Fasel NJ, Jeucken J, Kravchenko K, Fritze M, Ruczyński I, Komar E, Moiseienko M, Shulenko A, Vlaschenko A, Christe P, Glaiot O, **Holtze S** (2023): Mating without intromission in a bat. CURR BIOL **33**, R1182–R1183. [doi:10.1016/j.cub.2023.09.054](https://doi.org/10.1016/j.cub.2023.09.054)

Fernandez-Betelu O, Iorio-Merlo V, Graham IM, Cheney BJ, Prentice SM, **Cheng RX**, Thompson PM (2023): Variation in foraging activity influences area-restricted search behaviour by bottlenose dolphins. R SOC OPEN SCI **10**, 221613. [doi:10.1098/rsos.221613](https://doi.org/10.1098/rsos.221613)

Ferraguti M, Magallanes S, Jiménez-Peñuela J, ..., **Czirják GÁ**, ..., Marzal A (2023): Environmental, geographical, and time-related impacts on avian malaria infections in native and introduced populations of house sparrows (*Passer domesticus*), a globally invasive species. GLOB ECOL BIOGEOGR **32**, 809–823. [doi:10.1111/geb.13651](https://doi.org/10.1111/geb.13651)

Festa F, Ancillotto L, Santini L, Pacifici M, Rocha R, Toshkova N, Amorim F, Benítez-López A, Domer A, Hamidović D, **Kramer-Schadt S**, Mathews F, **Radchuk V**, Rebelo H, Ruczynski I, **Solem E**, Tsoar A, Russo D, Razgour O (2023): Bat responses to climate change: a systematic review. BIOL REV **98**, 19–33. [doi:10.1111/brv.12893](https://doi.org/10.1111/brv.12893)

Freuling CM, Hlinak A, Schulze C, Sehl-Ewert J, Wysocki P, **Szentiks CA**, Schmitt K, Wohlsein P, Kluth G, Reinhardt I, Mettenleiter TC, Müller T (2023): Suid alphaherpesvirus 1 of wild boar origin as a recent source of Aujeszky's disease in carnivores in Germany. VIROL J **20**, 110. [doi:10.1186/s12985-023-02074-3](https://doi.org/10.1186/s12985-023-02074-3)

Froidevaux JSP*, Toshkova N*, Barbaro L, Benítez-López A, Kerbiriou C, Le Viol I, Pacifici M, Santini L, Stawski C, Russo D, Dekker J, Alberdi A, Amorim F, Ancillotto L, Barré K, Bas Y, Cantú-Salazar L, Dechmann DKN, Devaux T, Eldegard K, Fereidouni S, Furmankiewicz J, Hamidovic D, Hill DL, Ibáñez C, Julien JF, Juste J, Kaňuch P, Korine C, Laforge A, Legras G, Leroux C, Lesiński G, Mariton L, Marmet J, Mata VA, Mifsud CM, Nistoreanu V, Novella-Fernandez R, Rebelo H, Roche N, Roemer C, Ruczyński I, Sørås R, Uhrin M, Vella A, **Voigt CC**, Razgour O (2023): A species-level trait dataset of bats in Europe and beyond. *SCI DATA* **10**, 253. [doi:10.1038/s41597-023-02157-4](https://doi.org/10.1038/s41597-023-02157-4)

Gerhardt P, Begall S, Frädrich C, Renko K, **Hildebrandt TB**, **Holtze S**, Heinrich A, Sahm A, Meci X, Köhrle J, Rijntjes E, Henning Y (2023): Comparative analysis of thyroid hormone systems in rodents with subterranean lifestyle. *SCI REP* **13**, 3122. [doi:10.1038/s41598-023-30179-w](https://doi.org/10.1038/s41598-023-30179-w)

Ghasemian K, Broer I, **Schön J**, Killisch R, Kolp N, Springer A, Huckauf J (2023): Oral and subcutaneous immunization with a plant-produced mouse-specific zona pellucida 3 peptide presented on hepatitis B core antigen virus-like particles. *VACCINES* **11**, 462. [doi:10.3390/vaccines11020462](https://doi.org/10.3390/vaccines11020462)

Ghasemian K, Broer I, **Schön J**, Kolp N, Killisch R, Huckauf J (2023): Plant-produced mouse-specific zona pellucida 3 peptide induces immune responses in mice. *VACCINES* **11**, 153. [doi:10.3390/vaccines11010153](https://doi.org/10.3390/vaccines11010153)

Ghasemian K, Broer I, **Schön J**, Kolp N, Killisch R, Mikkat S, Huckauf J (2023): Immunogenicity and contraceptive efficacy of plant-produced putative mouse-specific contraceptive peptides. *FRONT PLANT SCI* **14**, 1191640. [doi:10.3389/fpls.2023.1191640](https://doi.org/10.3389/fpls.2023.1191640)

Ghosal R, Edwards KL, Chiarelli TL, Fanson KV, Ganswindt A, Keeley T, Koester DC, Roberts B, Majelantle TL, **Wauters J**, Newell-Fugate AE (2023): Biomarkers of reproductive health in wildlife and techniques for their assessment. *THERIOGENOLOGY WILD* **3**, 100052. [doi:10.1016/j.therwi.2023.100052](https://doi.org/10.1016/j.therwi.2023.100052)

Gorshkova EA, Gubernatorova EO, Dvorianinova EM, Yurakova TR, Marey MV, Averina OA, **Holtze S**, **Hildebrandt TB**, Dmitriev AA, Drutskaya MS, Vyssokikh MY, Nedospasov SA (2023): Macrophages from naked mole-rat possess distinct immunometabolic signatures upon polarization. *FRONT IMMUNOL* **14**, 1172467. [doi:10.3389/fimmu.2023.1172467](https://doi.org/10.3389/fimmu.2023.1172467)

Gräßle T*, Crockford C*, Eichner C, Girard-Buttoz C, Jäger C, Kirilina E, Lipp I, Dux A, Edwards L, Jauch A, Kopp KS, Paquette M, Pine K, EBC Consortium (IZW co-authors: **Szentiks CA**, **Wibbelt G**), Haun DBM, McElreath R, Anwander A, Gunz P, Morawski M, Friederici AD, Weiskopf N, Leendertz FH*, Wittig RM* (2023): Sourcing high tissue quality brains from deceased wild primates with known socio-ecology. *METHODS ECOL EVOL* **14**, 1906–1924. [doi:10.1111/2041-210X.14039](https://doi.org/10.1111/2041-210X.14039)

Greenwood AD, Alquezar-Planas DE, McKay PA, Mulot B, Pye GW, Robbins A, Singleton CL, Tarlinton RE, Higgins DP (2023): Synthesis of discussions of the Second Koala Retrovirus Workshop, 2021. In *Proceedings of the Second Koala Retrovirus Workshop*. *TECH REP AUST MUS* **38**, 53–82. [doi:10.3853/j.1835-4211.38.2023.1842](https://doi.org/10.3853/j.1835-4211.38.2023.1842)

Greving H, Bruckermann T, **Schumann A**, **Stillfried M**, **Börner K**, **Hagen R**, **Kimmig SE**, **Brandt M**, **Kimmerle J** (2023): Attitudes toward engagement in citizen science increase self-related, ecology-related, and motivation-related outcomes in an urban wildlife project. *BIOSCIENCE* **73**, 206–219. [doi:10.1093/biosci/biad003](https://doi.org/10.1093/biosci/biad003)

Guckert M, Rupp J, Nürenberg G, Nödler K, Koschorreck J, Berger U, Drost W, Siebert U, **Wibbelt G**, Reemtsma T (2023): Differences in the internal PFAS patterns of herbivores, omnivores and carnivores – lessons learned from target screening and the total oxidizable precursor assay. *SCI TOTAL ENVIRON* **875**, 162361. [doi:10.1016/j.scitotenv.2023.162361](https://doi.org/10.1016/j.scitotenv.2023.162361)

Guharajan R, **Abrams JF**, Abram NK, Lim HY, Clements GR, Deere NJ, Struebig MJ, Goossens B, Gardner PC, Brodie JF, Granados A, Teoh SW, Hearn AJ, Ross J, Macdonald DW, **Mohamed A**, **Wong ST**, Hastie AYL, Wong WM, **Kretzschmar P**, Wong ST, Koh SPH, **Wilting A** (2023): Determinants of sun bear *Helarctos malayanus* habitat use in Sabah, Malaysian Borneo and its predicted distribution under future forest degradation and loss. *BIODIVERS CONSERV* **32**, 297–317. [doi:10.1007/s10531-022-02503-9](https://doi.org/10.1007/s10531-022-02503-9)

Haase A, Sen M, Gremse C, Mader A, Korkmaz B, Jungnickel H, **Hildebrandt TB**, **Fritsch G**, Numata J, Moenning JL, Steinhoff-Wagner J, Lahrssen-Wiederholt M, Pieper R (2023): Analysis of number, size and spatial distribution of rifle bullet-derived lead fragments in hunted roe deer using computed tomography. *DISCOV FOOD* **3**, 11. [doi:10.1007/s44187-023-00052-w](https://doi.org/10.1007/s44187-023-00052-w)

Hahs AK*, Fournier B*, Aronson MFJ, Nilon CH, Herrera-Montes A, Salisbury AB, Threlfall CG, Rega-Brodsky CC, Lepczyk CA, La Sorte FA, MacGregor-Fors I, Scott MacIvor J, Jung K, Piana MR, Williams NSG, Knapp S, Vergnes A, Acevedo AA, Gainsbury AM, Rainho A, Hamer AJ, Shwartz A, **Voigt CC**, **Lewanzik D**, Lowenstein DM, O'Brien D, Tommasi D, Pineda E, Carpenter ES, Belskaya E, Lövei GL, Mankinson JC, Coleman JL, Sadler JP, Shroyer J, Shapiro JT, Baldock KCR, Ksiazek-Mikenas K, Matteson KC, Barrett K, Siles L, Aguirre LF, Armesto LO, Zalewski M, Herrera-Montes MI, Obrist MK, Tonietto RK, Gagné SA, Hinnners SJ, Latty T, Surasinghe TD, Sattler T, Magura T, Ulrich W, Elek Z, Castañeda-Oviedo J, Torrado R, Kotze DJ*, Moretti M* (2023): Urbanisation generates multiple trait syndromes for terrestrial animal taxa worldwide. *NAT COMMUN* **14**, 4751. [doi:10.1038/s41467-023-39746-1](https://doi.org/10.1038/s41467-023-39746-1)

Hauer C, Nöth E, Barnhill A, Maier A, Guthunz J, **Hofer H**, **Cheng RX**, Barth V, Bergler C (2023): ORCA-SPY enables killer whale sound source simulation, detection, classification and localization using an integrated deep learning-based segmentation. *SCI REP* **13**, 11106. [doi:10.1038/s41598-023-38132-7](https://doi.org/10.1038/s41598-023-38132-7)

Hempel BF, Damm M, Petras D, Kazandjian TD, **Szentiks CA**, **Fritsch G**, Nebrich G, Casewell NR, Klein O, Roderich D, Süßmuth RD (2023): Spatial venomics – cobra venom system reveals spatial differentiation of snake toxins by mass spectrometry imaging. *J PROTEOME RES* **22**, 26–35. [doi:10.1021/acs.jproteome.2c00424](https://doi.org/10.1021/acs.jproteome.2c00424)

Hermanns K, Marklewitz M, Zirkel F, Kopp A, **Kramer-Schadt S**, Junglen S (2023): Mosquito community composition shapes virus prevalence patterns along anthropogenic disturbance gradients. *ELIFE* **12**, e66550. [doi:10.7554/elife.66550](https://doi.org/10.7554/elife.66550)

Hildebrandt TB*, **Holtze S***, Colleoni S*, **Hermes R**, Stejskal J, Lekolool I, Ndeereh D, Omondi P, Kariuki L, Mijele D, Mutisya S, Ngulu S, Diecke S, Hayashi K, Lazzari G, de Mori B, **Biasetti P**, **Quaggio A**, Galli C**, **Goeritz F**** (2023): *In vitro* fertilization program in white rhinoceros. *REPRODUCTION* **166**, 383–399. [doi:10.1530/rep-23-0087](https://doi.org/10.1530/rep-23-0087)

Holtze S, Gruetzmacher K, Prylutska A (2023): Animal ethics in times of crisis. *J APPL ANIM ETHICS RES* **5**, 1–3. [doi:10.1163/25889567-05010100](https://doi.org/10.1163/25889567-05010100)

Hryciuk MM, Schröter F, **Hennicke L**, **Braun BC** (2023): Spheroid formation and luteinization of granulosa cells of felids in a long-term 3D culture. *DIFFERENTIATION* **131**, 38–48. [doi:10.1016/j.diff.2023.03.002](https://doi.org/10.1016/j.diff.2023.03.002)

Jakop U*, Hensel B*, **Czirják GÁ**, Quirino M, Schröter F, Jung M, Schulze M (2023): Bacterial killing activity and lysozymes: a stable defence mechanism in stallion seminal plasma? REPROD DOMEST ANIM **58**, 73–80. [doi:10.1111/rda.14260](https://doi.org/10.1111/rda.14260)

Kaiser FK*, de le Roi M*, Mirolo M, Jesse ST, Puff C, **Bohner J**, Ludlow M, Baumgärtner W, Osterhaus A (2023): Evidence for a novel gammaherpesvirus as the putative agent of malignant catarrhal fever disease in roan antelopes (*Hippotragus equinus*). VIRUSES-BASEL **15**, 649. [doi:10.3390/v15030649](https://doi.org/10.3390/v15030649)

Kappeler PM, **Benhaiem S**, Fichtel C, Fromhage L, **Höner OP**, Jennions M, Kaiser S, Krüger O, Schneider JM, Tuni C, van Schaik J, Goymann W (2023): Sex roles and sex ratios in animals. BIOL REV **98**, 462–480. [doi:10.1111/brv.12915](https://doi.org/10.1111/brv.12915)

Kessler SE, **Tsangaras K**, Rasoloharijaona S, Radespiel U, **Greenwood AD** (2023): Long-term host-pathogen evolution of endogenous beta- and gammaretroviruses in mouse lemurs with little evidence of recent retroviral introgression. VIRUS EVOL **9**, veac117. [doi:10.1093/ve/veac117](https://doi.org/10.1093/ve/veac117)

Kunde MN, Barlow A, Klittich AM, Yakupova A, **Patel RP**, **Fickel J**, **Förster DW** (2023): First mitogenome phylogeny of the sun bear *Helarctos malayanus* reveals a deep split between Indochinese and Sundaic lineages. ECOL EVOL **13**, e9969. [doi:10.1002/ece3.9969](https://doi.org/10.1002/ece3.9969)

Kundik A, Musimbi ZD, Krücken J, **Hildebrandt T**, Kornilov O, Hartmann S, Ebner F (2023): Quantifying metabolic activity of *Ascaris suum* L3 using resazurin reduction. PARASITES VECTORS **16**, 243. [doi:10.1186/s13071-023-05871-5](https://doi.org/10.1186/s13071-023-05871-5)

Lázaro J, Costanzo M, Sanaki-Matsumiya M, Girardot C, Hayashi M, Hayashi K, Diecke S, **Hildebrandt TB**, Lazzari G, Wu J, Petkov S, Behr R, Trivedi V, Matsuda M, Ebisuya M (2023): A stem cell zoo uncovers intracellular scaling of developmental tempo across mammals. CELL STEM CELL **30**, 938–949.e7. [doi:10.1016/j.stem.2023.05.014](https://doi.org/10.1016/j.stem.2023.05.014)

Lewanzik D*, Ratcliffe JM*, Etzler EA, Goerlitz HR**, Jakobsen L** (2023): Stealth echolocation in aerial hawking bats reflects a substrate gleaning ancestry. CURR BIOL **33**, 5208–5214.e3. [doi:10.1016/j.cub.2023.10.014](https://doi.org/10.1016/j.cub.2023.10.014)

Li J, Mayor P, Robles MLS, **Greenwood AD** (2023): The complete mitochondrial genome of the lowland paca (*Cuniculus paca*) and its phylogenetic relationship with other New World hystricognath rodents. MITOCHONDRIAL DNA PART B-RESOUR **8**, 1220–1223. [doi:10.1080/23802359.2023.2275830](https://doi.org/10.1080/23802359.2023.2275830)

Li J, **Seeber P**, **Axtner J**, Crouthers R, Groenberg M, Koehncke A, **Courtiol A**, Chanratana P, **Greenwood AD** (2023): Monitoring terrestrial wildlife by combining hybridization capture and metabarcoding data from waterhole environmental DNA. BIOL CONSERV **284**, 110168. [doi:10.1016/j.biocon.2023.110168](https://doi.org/10.1016/j.biocon.2023.110168)

Lokatis S, Jeschke JM, Bernard-Verdier M, Buchholz S, Grossart HP, Havemann F, Hölker F, Itescu Y, Kowarik I, **Kramer-Schadt S**, Mietchen D, Musseau CL, **Planillo A**, Schittko C, Straka TM, Heger T (2023): Hypotheses in urban ecology: building a common knowledge base. BIOL REV **98**, 1530–1547. [doi:10.1111/brv.12964](https://doi.org/10.1111/brv.12964)

Longren LL*, Eigen L*, Shubitidze A, Lieschneegg O, Baum D, Nyakatura JA, **Hildebrandt TB**, Brecht M (2023): Dense reconstruction of elephant trunk musculature. CURR BIOL **33**, 4713–4720.e3. [doi:10.1016/j.cub.2023.09.007](https://doi.org/10.1016/j.cub.2023.09.007)

Ludwig A, Jahrl J, Congiu L, Gessner J, Friedrich T, **Lieckfeldt D**, Peng Z, Boner M (2023): Poaching and illegal trade of Danube sturgeons. *CURR BIOL* **33**, R1184–R1185. [doi:10.1016/j.cub.2023.09.067](https://doi.org/10.1016/j.cub.2023.09.067)

Maag N, Cozzi G, Seager D, Manser M, **Sickmüller A**, **Hildebrandt TB**, Clutton-Brock T, Ozgul A (2023): Dispersal-induced social stress prolongs gestation in wild meerkats. *BIOL LETT* **19**, 20230183. [doi:10.1098/rsbl.2023.0183](https://doi.org/10.1098/rsbl.2023.0183)

Mahé C, Lavigne R, Com E, Pineau C, **Zlotkowska AM**, Tsikis G, Mermillod P, **Schön J**, Saint-Dizier M (2023): The sperm-interacting proteome in the bovine isthmus and ampulla during the periovulatory period. *J ANIM SCI BIOTECHNOL* **14**, 30. [doi:10.1186/s40104-022-00811-2](https://doi.org/10.1186/s40104-022-00811-2)

Mahé C, Pranomphon T, Reynaud K, Laffont L, Meylheuc T, **Schoen J**, Mermillod P, Saint-Dizier M (2023): Sperm-fluid-cell interplays in the bovine oviduct: glycosaminoglycans modulate sperm binding to the isthmus reservoir. *SCI REP* **13**, 10311. [doi:10.1038/s41598-023-37469-3](https://doi.org/10.1038/s41598-023-37469-3)

Marggraf L, **Lindecke O**, **Voigt CC**, Pētersons G, Voigt-Heucke SL (2023): Nathusius' bats, *Pipistrellus nathusii*, bypass mating opportunities of their own species, but respond to foraging heterospecifics on migratory transit flights. *FRONT ECOL EVOL* **10**, 908560. [doi:10.3389/fevo.2022.908560](https://doi.org/10.3389/fevo.2022.908560)

Martinez Q, Okrouhlík J, Šumbera R, Wright M, Araújo R, Braude S, **Hildebrandt TB**, **Holtze S**, Ruf I, Fabre PH (2023): Mammalian maxilloturbinal evolution does not reflect thermal biology. *NAT COMMUN* **14**, 4425. [doi:10.1038/s41467-023-39994-1](https://doi.org/10.1038/s41467-023-39994-1)

Masello JF, **Rast W**, Schumm YR, Metzger B, Quillfeldt P (2023): Year-round behavioural time budgets of common woodpigeons inferred from acceleration data using machine learning. *BEHAV ECOL SOCIOBIOL* **77**, 40. [doi:10.1007/s00265-023-03306-w](https://doi.org/10.1007/s00265-023-03306-w)

Mazzoni CJ, Ciofi C, Waterhouse RM (2023): Biodiversity: an atlas of European reference genomes. *NATURE* **619**, 252. [doi:10.1038/d41586-023-02229-w](https://doi.org/10.1038/d41586-023-02229-w)

McEwen G, **Greenwood AD** (2023): The role of koala retrovirus integrations in promoting neoplasia in koalas (*Phascolarctos cinereus*). In Proceedings of the Second Koala Retrovirus Workshop. *TECH REP AUST MUS* **38**, 31–34. [doi:10.3853/j.1835-4211.38.2023.1837](https://doi.org/10.3853/j.1835-4211.38.2023.1837)

Meindl K, Issler N, Afonso S, Cebrian-Serrano A, **Müller K**, Sterner C, Othmen H, Tegtmeier I, Witzgall R, Klootwijk E, Davies B, Kleta R, Warth R (2023): A missense mutation in *Ehd1* associated with defective spermatogenesis and male infertility. *FRONT CELL DEV BIOL* **11**, 1240558. [doi:10.3389/fcell.2023.1240558](https://doi.org/10.3389/fcell.2023.1240558)

Mercugliano E*, Messina V*, Bonelli M, Manenti R, Scaccini D, Ferrante L, **Biasetti P**, de Mori B (2023): Human dimensions and visitors' perspective in freshwater crayfish conservation: The case of a protected area in Italy. *DIVERSITY-BASEL* **15**, 999. [doi:10.3390/d15090999](https://doi.org/10.3390/d15090999)

Meyer BS, Moiron M, Caswara C, Chow W, Fedrigo O, Formenti G, Haase B, Howe K, Mountcastle J, **Uliano-Silva M**, Wood J, Jarvis ED, Liedvogel M*, Bouwhuis S* (2023): Sex-specific changes in autosomal methylation rate in ageing common terns. *FRONT ECOL EVOL* **11**, 982443. [doi:10.3389/fevo.2023.982443](https://doi.org/10.3389/fevo.2023.982443)

Milles A, Banitz T, Bielcik M, Frank K, Gallagher CA, Jeltsch F, Jepsen JU, Oro D, **Radchuk V**, Grimm V (2023): Local buffer mechanisms for population persistence. *TRENDS ECOL EVOL* **38**, 1051–1059. [doi:10.1016/j.tree.2023.06.006](https://doi.org/10.1016/j.tree.2023.06.006)

Mottaghinia S, McMichael L, Meers J (2023): Bats or rodents, who started it? Short history of the gibbon ape leukaemia virus–koala retrovirus clade. In Proceedings of the Second Koala Retrovirus Workshop. TECH REP AUST MUS **38**, 15–18. [doi:10.3853/j.1835-4211.38.2023.1834](https://doi.org/10.3853/j.1835-4211.38.2023.1834)

Müller K, Müller P, Lui F, **Kroh PD**, **Braun BC** (2023): Porcine spermadhesin AQN-3 binds to negatively charged phospholipids. CHEM PHYS LIPIDS **254**, 105306. [doi:10.1016/j.chemphyslip.2023.105306](https://doi.org/10.1016/j.chemphyslip.2023.105306)

Muzzo A*, Pollastri I*, **Biasetti P**, Vogt G, Manenti R, de Mori B (2023): Ethical reasoning and participatory approach towards achieving regulatory processes for animal-visitor interactions (AVIs) in South Africa. PLOS ONE **18**, e0282507. [doi:10.1371/journal.pone.0282507](https://doi.org/10.1371/journal.pone.0282507)

Naciri M, **Planillo A**, **Gicquel M**, **East ML**, **Hofer H**, **Metzger S**, **Benhaïem S** (2023): Three decades of wildlife-vehicle collisions in a protected area: Main roads and long-distance commuting trips to migratory prey increase spotted hyena roadkills in the Serengeti. BIOL CONSERV **279**, 109950. [doi:10.1016/j.biocon.2023.109950](https://doi.org/10.1016/j.biocon.2023.109950)

Nams VO, Parker DM, Weise FJ, Patterson BD, Buij R, Radloff FGT, Vanak AT, Tumenta PN, Hayward MW, Swanepoel LH, Funston PJ, Bauer H, Power RJ, O'Brien J, O'Brien TG, Tambling CJ, de Iongh HH, Ferreira SM, Owen-Smith N, Cain JW, Fattebert J, Croes BM, Spong G, Loveridge AJ, Houser AM, Golabek KA, Begg CM, Grant T, Trethowan P, Musyoki C, **Menges V**, Creel S, Balme GA, Pitman RT, Bissett C, Jenny D, Schuette P, Wilmers CC, Hunter LTB, Kinnaird MF, Begg KS, Owen CR, Steyn V, **Bockmuehl D**, Munro SJ, Mann GKH, du Preez BD, Marker LL, Huqa TJ, Cozzi G, Frank LG, Nyoni P, Stein AB, Kasiki SM, Macdonald DW, Martins QE, van Vuuren RJ, Stratford KJ, Bidner LR, Oriol-Cotteril A, Maputla NW, Maruping-Mzileni N, Parker T, van't Zelfde M, Isbell LA, Beukes OB, Beukes M (2023): Spatial patterns of large African cats: a large-scale study on density, home range size, and home range overlap of lions *Panthera leo* and leopards *Panthera pardus*. MAMMAL REV **53**, 49–64. [doi:10.1111/mam.12309](https://doi.org/10.1111/mam.12309)

Nguyen AT, **Tilker A**, Le Khac Q, Le M (2023): New records of the Annamite striped rabbit in Ngoc Linh, Quang Nam and Kon Tum provinces, Vietnam. MAMMALIA **87**, 374–378. [doi:10.1515/mammalia-2023-0005](https://doi.org/10.1515/mammalia-2023-0005)

Oeser J, Heurich M, **Kramer-Schadt S**, Andrén H, Bagrade G, Belotti E, Bufka L, Breitenmoser-Würsten C, Černe R, Duľa M, Fuxjäger C, Gomerčić T, Jędrzejewski W, Kont R, Koubek P, Kowalczyk R, Krofel M, Krojerová-Prokešová J, Kubala J, Kusak J, Kutal M, Linnell JDC, Mattisson J, Molinari-Jobin A, Männil P, Odden J, Okarma H, Oliveira T, Pagon N, Persson J, Remm J, Schmidt K, Signer S, Tám B, Vogt K, Zimmermann F, Kuemmerle T (2023): Prerequisites for coexistence: human pressure and refuge habitat availability shape continental-scale habitat use patterns of a large carnivore. LANDSC ECOL **38**, 1713–1728. [doi:10.1007/s10980-023-01645-7](https://doi.org/10.1007/s10980-023-01645-7)

Oeser J, Heurich M, **Kramer-Schadt S**, Mattisson J, Krofel M, Krojerová-Prokešová J, Zimmermann F, Anders O, Andrén H, Bagrade G, Belotti E, Breitenmoser-Würsten C, Bufka L, Černe R, Drouet-Hoguet N, Duľa M, Fuxjäger C, Gomerčić T, Jędrzejewski W, Kont R, Koubek P, Kowalczyk R, Kusak J, Kubala J, Kutal M, Linnell JDC, Molinari-Jobin A, Männil P, Middelhoff TL, Odden J, Okarma H, Oliveira T, Pagon N, Persson J, Remm J, Schmidt K, Signer S, Tám B, Vogt K, Kuemmerle T (2023): Integrating animal tracking datasets at a continental scale for mapping Eurasian lynx habitat. DIVERS DISTRIB **29**, 1546–1560. [doi:10.1111/ddi.13784](https://doi.org/10.1111/ddi.13784)

Pacher K, Breuker M, Hansen MJ, Kurvers RHJM, Häge J, Dhellemmes F, Domenici P, Steffensen JF, Krause S, **Hildebrandt TB**, **Fritsch G**, Bach P, Sabarros PS, Zaslansky P, Mahlow K, Müller J, Armas RG, Ortiz

HV, Galván-Magaña F, Krause J (2023): The rostral micro-tooth morphology of blue marlin, *Makaira nigricans*. J FISH BIOL **104**, 713–722. [doi:10.1111/jfb.15608](https://doi.org/10.1111/jfb.15608)

Pacifici M, Cristiano A, Lumbierres M, Lucherini M, Mallon D, Meijaard E, Solari S, Tognelli MF, Belant JL, Butynski TM, Cronin D, d'Huart JP, Da Re D, de Jong YA, **Dheer A**, Fei L, Gallina S, Goodrich JM, Harihar A, Lopez Gonzalez CA, King SRB, Lewison RL, de Melo FR, Napolitano C, Rahman DA, Robinson PT, Robinson T, Rondinini C, Semiadi G, Strier K, Talebi M, Taylor WA, Thiel-Bender C, Ting N, Wiesel I (2023): Drivers of habitat availability for terrestrial mammals: Unravelling the role of livestock, land conversion and intrinsic traits in the past 50 years. GLOB CHANGE BIOL **29**, 6900–6911. [doi:10.1111/gcb.16964](https://doi.org/10.1111/gcb.16964)

Palmero S, **Premier J**, **Kramer-Schadt S**, Monterroso P, Heurich M (2023): Sampling variables and their thresholds for the precise estimation of wild felid population density with camera traps and spatial capture–recapture methods. MAMMAL REV **53**, 223–237. [doi:10.1111/mam.12320](https://doi.org/10.1111/mam.12320)

Panda D, Mohanty S, Allen ML, **Dheer A**, Sharma A, Pandey P, Lee H, Singh R (2023): Competitive interactions with dominant carnivores affect carrion acquisition of striped hyena in a semi-arid landscape of Rajasthan, India. MAMMAL RES **68**, 129–141. [doi:10.1007/s13364-022-00663-1](https://doi.org/10.1007/s13364-022-00663-1)

Parker DM, Nams VO, Balme GA, Begg C, Begg K, Bidner L, **Bockmuehl D**, Cozzi G, Du Preez B, Fattebert J, Golabek K, Grant T, Hayward MW, Houser AM, Hunter LTB, Isbell LA, Jenny D, Loveridge AJ, Macdonald DW, Mann GKH, Maputla N, Marker L, Martins QE, Maruping-Mzileni N, **Melzheimer J**, **Menges V**, Nyoni P, O'Brien J, Owen C, Parker T, Pitman R, Power RJ, Slotow R, Stein A, Steyn V, Stratford K, Swane-poel LH, Vanak A, van Vuuren R, **Wachter B**, Weise F, Wilmers CC (2023): The implications of large home range size in a solitary felid, the leopard (*Panthera pardus*). J MAMMAL **104**, 1353–1363. [doi:10.1093/jmammal/gyad074](https://doi.org/10.1093/jmammal/gyad074)

Planillo A, Viñuela J, Malo JE, García JT, Acebes P, Santamaría AE, Domínguez JC, Olea PP (2023): Addressing phase of population cycle and spatial scale is key to understand vole abundance in crop field margins: Implications for managing a cyclic pest species. AGRIC ECOSYST ENVIRON **345**, 108306. [doi:10.1016/j.agee.2022.108306](https://doi.org/10.1016/j.agee.2022.108306)

Przybyło M, Krajda G, Róžański Ł, Rolik G, **Ortmann S**, Górka P, Clauss M (2023): Fluid and particle retention in a small New World and a small Old World cervid, the southern pudu (*Pudu puda*) and Reeves's muntjac (*Muntiacus reevesi*). COMP BIOCHEM PHYSIOL A-MOL INTEGR PHYSIOL **285**, 111506. [doi:10.1016/j.cbpa.2023.111506](https://doi.org/10.1016/j.cbpa.2023.111506)

Rasmussen SL, Schrøder BT, **Berger A**, Macdonald DW, Pertoldi C, Briefer EF, Alstrup AKO (2023): Facing danger: Exploring personality and reactions of European hedgehogs (*Erinaceus europaeus*) towards Robotic Lawn Mowers. ANIMALS **14**, 2. [doi:10.3390/ani14010002](https://doi.org/10.3390/ani14010002)

Rasmussen SL, Schrøder BT, **Berger A**, **Sollmann R**, Macdonald DW, Pertoldi C, Alstrup AKO (2023): Testing the impact of robotic lawn mowers on European hedgehogs (*Erinaceus europaeus*) and Designing a Safety Test. ANIMALS **14**, 122. [doi:10.3390/ani14010122](https://doi.org/10.3390/ani14010122)

Reusch C, **Paul AA**, **Fritze M**, **Kramer-Schadt S***, **Voigt CC*** (2023): Wind energy production in forests conflicts with tree-roosting bats. CURR BIOL **33**, 737–743.e3. [doi:10.1016/j.cub.2022.12.050](https://doi.org/10.1016/j.cub.2022.12.050)

Reusch C, Scheuerlein A, Grosche L, Meier F, Gampe J, Dammhahn M, van Schaik J, Kerth G (2023): The risk faced by the early bat: individual plasticity and mortality costs of the timing of spring departure after hibernation. OIKOS **2023**, e09654. [doi:10.1111/oik.09654](https://doi.org/10.1111/oik.09654)

- Revilla-Martín N, Giralt D, **Sanz-Pérez A**, Bota G, Sardà-Palomera F (2023): Disentangling the effects of management, field characteristics of fallows, and surrounding landscape to promote steppe bird conservation. *AGRIC ECOSYST ENVIRON* **357**, 108657. [doi:10.1016/j.agee.2023.108657](https://doi.org/10.1016/j.agee.2023.108657)
- Rocha DG, **Sollmann R** (2023): Habitat use patterns suggest that climate-driven vegetation changes will negatively impact mammal communities in the Amazon. *ANIM CONSERV* **26**, 663–674. [doi:10.1111/acv.12853](https://doi.org/10.1111/acv.12853)
- Rostro-García S, Kamler JF, **Sollmann R**, Balme G, Augustine BC, Kéry M, Crouthers R, Gray TNE, Groenewald M, Prum S, Macdonald DW (2023): Population dynamics of the last leopard population of eastern Indochina in the context of improved law enforcement. *BIOL CONSERV* **283**, 110080. [doi:10.1016/j.biocon.2023.110080](https://doi.org/10.1016/j.biocon.2023.110080)
- Rusman M, Sikhounmeuang S, Phommachak A, Pathoummavan S, Ngonephetsy K, Valao M, Yoganand K, **Tilker A** (2023): A recent record of the Annamite striped rabbit *Nesolagus timminsi* in a local market in southern Lao P.D.R. *MAMMALIA* **87**, 615–618. [doi:10.1515/mammalia-2023-0038](https://doi.org/10.1515/mammalia-2023-0038)
- Schmitz OJ, Sylvén M, Atwood TB, Bakker ES, Berzaghi F, Brodie JF, Crowsigt JPM, Davies AB, Leroux SJ, Schepers FJ, Smith FA, Stark S, Svenning JC, **Tilker A**, Ylänne H (2023): Trophic rewilding can expand natural climate solutions. *NAT CLIM CHANG* **13**, 324–333. [doi:10.1038/s41558-023-01631-6](https://doi.org/10.1038/s41558-023-01631-6)
- Schulze N, Werpy N, Gernhardt J, **Fritsch G**, **Hildebrandt TB**, Vanderperren K, Klopfleisch R, Ben Romdhane R, Lischer C, Ehrle A (2023): Dynamic three-dimensional computed tomographic imaging facilitates evaluation of the equine cervical articular process joint in motion. *EQUINE VET J* **55**, 83–91. [doi:10.1111/evj.13560](https://doi.org/10.1111/evj.13560)
- Schuster RK, **Wibbelt G**, Naldo J (2023): Redescription of *Serratospiculum tendo* (Nietzsch, 1819) (Nematoda: Diplostriaenidae) from the peregrine falcon (*Falco peregrinus* Tunstall, 1771) from Dubai, United Arab Emirates. *COMP PARASITOL* **90**, 11–18. [doi:10.1654/COPA-D-22-00016](https://doi.org/10.1654/COPA-D-22-00016)
- Schuster RK, **Wibbelt G**, Sivakumar S (2023): On the life cycle of *Brachymeria podagrica* (Fabricius, 1787) (Hymenoptera: Chalcididae) – a parasitoid of sacrophagid, calliphorid, and muscid flies. *PARASITOL RES* **122**, 1317–1325. [doi:10.1007/s00436-023-07831-5](https://doi.org/10.1007/s00436-023-07831-5)
- Schwarz D, **Fritsch G**, Issever A, **Hildebrandt T** (2023): Description of contents of unopened bamboo corsets and crates from Quarry Ig/WJ of the Tendaguru locality (Late Jurassic, Tanzania, East Africa) as revealed by medical CT data and the potential of this data under paleontological and historical aspects. *PALAEONTOL ELECTRON* **26**, a4. [doi:10.26879/1231](https://doi.org/10.26879/1231)
- Schwarzenberger F, **Hermes R** (2023): Comparative analysis of gestation in three rhinoceros species (*Diceros bicornis*; *Ceratotherium simum*; *Rhinoceros unicornis*). *GEN COMP ENDOCRINOL* **334**, 114214. [doi:10.1016/j.ygcen.2023.114214](https://doi.org/10.1016/j.ygcen.2023.114214)
- Semper-Pascual A, Sheil D, Beaudrot L, Dupont P, Dey S, Ahumada J, Akampurira E, Bitariho R, Espinosa S, Jansen PA, Lima MGM, Martin EH, **Mugerwa B**, Rovero F, Santos F, Uzabaho E, Bischof R (2023): Occurrence dynamics of mammals in protected tropical forests respond to human presence and activities. *NAT ECOL EVOL* **7**, 1092–1103. [doi:10.1038/s41559-023-02060-6](https://doi.org/10.1038/s41559-023-02060-6)

Simone R, Čížmár D, Holtze S, Michel G, Sporbert A, **Okolo C, Hildebrandt TB** (2023): In vitro production of naked mole-rats' blastocysts from non-breeding females using in vitro maturation and intracytoplasmic sperm injection. *SCI REP* **13**, 22355. [doi:10.1038/s41598-023-49661-6](https://doi.org/10.1038/s41598-023-49661-6)

Soto DX, Dadswell MJ, Samways KM, Cunjak RA, McDermott T (2023): Climate-driven oceanic range shift of Saint John river Atlantic salmon revealed by multidecadal stable isotope trends. *NORTHEAST NAT* **30**, 521–539. <https://www.eaglehill.us/NENAonline/articles/NENA-30-4/20-Soto.shtml>

Sumasgutner P, Nilles T, Hykollari A, **Merling de Chapa M**, Isaksson C, Hochleitner L, Renner S, Fusani L (2023): Integument colouration and circulating carotenoids in relation to urbanisation in Eurasian kestrels (*Falco tinnunculus*). *SCI NAT* **110**, 48. [doi:10.1007/s00114-023-01874-5](https://doi.org/10.1007/s00114-023-01874-5)

Svendsen NA, **Radchuk V**, Morel-Journel T, Thuillier V, Schtickzelle N (2023): Complexity vs linearity: relations between functional traits in a heterotrophic protist. *BMC ECOL EVOL* **23**, 1. [doi:10.1186/s12862-022-02102-w](https://doi.org/10.1186/s12862-022-02102-w)

Synodinos AD, Karnatak R, Aguilar-Trigueros CA, **Gras P**, Heger T, Ionescu D, Maaß S, Musseau CL, Onandia G, **Planillo A**, Weiss L, Wollrab S, Ryo M (2023): The rate of environmental change as an important driver across scales in ecology. *OIKOS* **4**, e09616. [doi:10.1111/oik.09616](https://doi.org/10.1111/oik.09616)

Tarbill GL, White AM, **Sollmann R** (2023): Response of pollinator taxa to fire is consistent with historic fire regimes in the Sierra Nevada and mediated through floral richness. *ECOL EVOL* **13**, e10761. [doi:10.1002/ece3.10761](https://doi.org/10.1002/ece3.10761)

Theissinger K*, Fernandes C*, Formenti G*, Bista I, Berg P, Bleidorn C, Bombarely A, Crottini A, Gallo G, Godoy J, Jentoft S, Malukiewicz J, Mouton A, Oomen R, Paez S, Palsbøll P, Pampoulie C, Ruiz-López M, Secomandi S, Svardal H, Theofanopoulou C, de Vries J, Waldvogel A, Zhang G, Jarvis E, Bálint M, Ciofi C, Waterhouse R, **Mazzoni C**, Höglund J and the European Reference Genome Atlas Consortium (2023): How genomics can help biodiversity conservation. *TRENDS GENET* **39**, 545–559. [doi:10.1016/j.tig.2023.01.005](https://doi.org/10.1016/j.tig.2023.01.005)

Tilker A, Sinovas P (2023): Reading the signs: Camera-trapping provides new insights on scent marking in the large-antlered muntjac (*Muntiacus vuquangensis*). *ECOL EVOL* **13**, e9692. [doi:10.1002/ece3.9692](https://doi.org/10.1002/ece3.9692)

Tourani M, **Sollmann R**, Kays R, Ahumada J, Fegraus E, Karp DS (2023): Maximum temperatures determine the habitat affiliations of North American mammals. *PROC NATL ACAD SCI USA* **120**, e2304411120. [doi:10.1073/pnas.2304411120](https://doi.org/10.1073/pnas.2304411120)

Tsangaras K, Mayer J, **Mirza O**, Dayaram A, Higgins DP, Bryant B, Campbell-Ward M, Sangster C, Casteriano A, Höper D, Beer M, **Greenwood AD** (2023): Evolutionarily young African rhinoceros gammaretroviruses. *J VIROL* **97**, e0193222. [doi:10.1128/jvi.01932-22](https://doi.org/10.1128/jvi.01932-22)

Tucker MA, Schipper AM, Adams TSF, ..., **Bockmühl D**, ..., **Krofel M**, ..., **Melzheimer J**, ..., **Müller R**, ..., **Röder R**, ..., **Wachter B**, ..., Zwijacz-Kozica T, Huijbregts MAJ, Mueller T (2023): Behavioral responses of terrestrial mammals to COVID-19 lockdowns. *SCIENCE* **380**, 1059–1064. [doi:10.1126/science.abo6499](https://doi.org/10.1126/science.abo6499)

Ullmann W, Fischer C, **Kramer-Schadt S**, Pirhofer Walzl K, Eccard JA, Wevers JP, Hardert A, Sliwinski K, Crawford MS, Glemnitz M, Blaum N (2023): The secret life of wild animals revealed by accelerometer

data: how landscape diversity and seasonality influence the behavioural types of European hares. *LANDSC ECOL* **38**, 3081–3095. [doi:10.1007/s10980-023-01765-0](https://doi.org/10.1007/s10980-023-01765-0)

Van Moorsel SJ, Thébault E, **Radchuk V**, Narwani A, Montoya JM, Dakos V, Holmes M, De Laender F, Pennekamp F (2023): Predicting effects of multiple interacting global change drivers across trophic levels. *GLOB CHANGE BIOL* **29**, 1223–1238. [doi:10.1111/gcb.16548](https://doi.org/10.1111/gcb.16548)

Vidovszky MZ, Kapitány S, Gellért Á, Harrach B, Görföl T, Boldogh SA, Kohl C, **Wibbelt G**, **Mühldorfer K**, Kemenesi G, Gembu GC, Hassanin A, Tu VT, Estók P, Horváth A, Kaján GL (2023): Detection and genetic characterization of circoviruses in more than 80 bat species from eight countries on four continents. *VET RES COMMUN* **47**, 1561–1573. [doi:10.1007/s11259-023-10111-3](https://doi.org/10.1007/s11259-023-10111-3)

Vilaça ST, Maroso F, Lara P, de Thoisy B, Chevallier D, **Arantes LS**, Santos FR, Bertorelle G, **Mazzoni CJ** (2023): Evidence of backcross inviability and mitochondrial DNA paternal leakage in sea turtle hybrids. *MOL ECOL* **32**, 628–643. [doi:10.1111/mec.16773](https://doi.org/10.1111/mec.16773)

Voigt CC, **Kionka J**, Koblitz JC, Stilz PC, Pētersons G, Lindecke O (2023): Bidirectional movements of *Nathusius' pipistrelle* bats (*Pipistrellus nathusii*) during autumn at a major migration corridor. *GLOB ECOL CONSERV* **48**, e02695. [doi:10.1016/j.gecco.2023.e02695](https://doi.org/10.1016/j.gecco.2023.e02695)

Vriend SJG, Grøtan V, Gamelon M, Adriaensen F, Ahola MP, Álvarez E, **Bailey LD**, Barba E, Bouvier JC, Burgess MD, Bushuev A, Camacho C, Canal D, Charmantier A, Cole EF, Cusimano C, Doligez BF, Drobniak SM, Dubiec A, Eens M, Eeva T, Erikstad KE, Ferns PN, Goodenough AE, Hartley IR, Hinsley SA, Ivankina E, Juškaitis R, Kmpenaers B, Kerimov AB, Kålås JA, Lavigne C, Leivits A, Mainwaring MC, Martínez-Padilla J, Matthysen E, van Oers K, Orell M, Pinxten R, Reiertsen TK, Rytönen S, Senar JC, Sheldon BC, Sorace A, Török J, Vátka E, Visser ME, Sæther BE (2023): Temperature synchronizes temporal variation in laying dates across European hole-nesting passerines. *ECOLOGY* **104**, e3908. [doi:10.1002/ecy.3908](https://doi.org/10.1002/ecy.3908)

Wachter B, **Portas R**, **Melzheimer J** (2023): The introduction of African cheetahs to India was planned without considering their spatial ecology. *CONSERV SCI PRACT* **5**, e12943. [doi:10.1111/csp2.12943](https://doi.org/10.1111/csp2.12943)

Wauters J*, Wilson KS*, Cools T, Vancsok C, Bouts T, Mulot B, Leclerc A, Haapakoski M, Kok J, Kühne R, Ochs A, Duncan WC, Girling SJ, **Hildebrandt TB**, Zhou Q, Li R, Zhou Y, Cai K, Liu Y, Hou R, Rae M, Valentine I, Vanhaecke L**, Li D** (2023): Pregnancy length and health in giant pandas: What can metabolic and urinary endocrine markers unveil? *THERIOGENOLOGY WILD* **3**, 100063. [doi:10.1016/j.therwi.2023.100063](https://doi.org/10.1016/j.therwi.2023.100063)

Weber N*, Nagy M*, Markotter W*, Schaer J*, Puechmaille SJ*, Sutton J, Dávalos LM, Dusabe MC, Ejotre I, Fenton MB, Knörnschild M, López-Baucells A, Medellín RA, Metz M, Mubareka S, Nsengimana O, O'Mara MT, Racey PA, Tuttle M, Twizeyimana I, Vicente-Santos A, Tschapka M, **Voigt CC**, Wikelski M, Dechmann DKN*, Reeder DAM* (2023): Robust evidence for bats as reservoir hosts is lacking in most African virus studies: a review and call to optimize sampling and conserve bats. *BIOL LETT* **19**, 20230358. [doi:10.1098/rsbl.2023.0358](https://doi.org/10.1098/rsbl.2023.0358)

Wetzel M, **Courtiol A**, **Hofer H**, **Holtze S**, **Hildebrandt T** (2023): Pup recruitment in a eusocial mammal – which factors influence early pup survival in naked mole-rats? *ANIMALS* **13**, 630. [doi:10.3390/ani13040630](https://doi.org/10.3390/ani13040630)

Zelnik YR, Clark AT, **Radchuk V**, Hodapp D, Dominguez-Garcia V (2023): Editorial: Stability across spatial and temporal scales. *FRONT ECOL EVOL* **11**, 1201269. [doi:10.3389/fevo.2023.1201269](https://doi.org/10.3389/fevo.2023.1201269)

Zhang X, Li Y, Terranova M, **Ortmann S**, Kehraus S, Gerspach C, Kreuzer M, Clauss M, Hummel J (2023): A pilot investigation on the effect of induced saliva flow on digestive parameters in sheep, and a comparison with cattle. *J ANIM PHYSIOL ANIM NUTR* **107**, 1176–1186. [doi:10.1111/jpn.13815](https://doi.org/10.1111/jpn.13815)

Zhang X, Li Y, Terranova M, **Ortmann S**, Kehraus S, Gerspach C, Kreuzer M, Hummel J, Clauss M (2023): Effect of induced saliva flow on fluid retention time, ruminal microbial yield and methane emission in cattle. *J ANIM PHYSIOL ANIM NUTR* **107**, 769–782. [doi:10.1111/jpn.13773](https://doi.org/10.1111/jpn.13773)

Zhang X, Li Y, Terranova M, **Ortmann S**, Kreuzer M, Hummel J, Clauss M (2023): Individual differences in digesta retention and their relation to chewing in cattle – a pilot investigation. *J ANIM PHYSIOL ANIM NUTR* **107**, 394–406. [doi:10.1111/jpn.13733](https://doi.org/10.1111/jpn.13733)

2022

Alexiou I, Abrams JF, Coudrat CNZ, Nanthavong C, **Nguyen A**, **Niedballa J**, **Wilting A**, **Tilker A** (2022): Camera-trapping reveals new insights in the ecology of three sympatric muntjacs in an overhunted biodiversity hotspot. *MAMM BIOL* **102**, 489–500. [doi:10.1007/s42991-022-00248-0](https://doi.org/10.1007/s42991-022-00248-0)

Androulakakis A, Alygizakis N, Gkotsis G, Nika MA, Nikolopoulou V, Bizani E, Chadwick E, Cincinelli A, Claßen D, Danielsson S, Dekker RWRJ, Duke G, Glowacka N, Jansman HAH, **Krone O**, Martellini T, Movalli P, Persson S, Roos A, O'Rourke E, Siebert U, Treu G, Walker LA, Slobodnik J, Thomaidis NS (2022): Determination of 56 per- and polyfluoroalkyl substances in top predators and their prey from Northern Europe by LC-MS/MS. *CHEMOSPHERE* **287**, 131775. [doi:10.1016/j.chemosphere.2021.131775](https://doi.org/10.1016/j.chemosphere.2021.131775)

Appleton MR, **Courtiol A**, Emerton L, Slade JL, **Tilker A**, Warr LC, Malvido MÁ, Barborak JR, de Bruin L, Chapple R, Daltry JC, Hadley NP, Jordan CA, Rousset F, Singh R, Sterling EJ, Wessling EG, Long B (2022): Protected area personnel and ranger numbers are insufficient to deliver global expectations. *NAT SUSTAIN* **5**, 1100–1110. [doi:10.1038/s41893-022-00970-0](https://doi.org/10.1038/s41893-022-00970-0)

Asad S, Vitalis V, **Guharajan R**, Abrams JF, Lagan P, Kissing J, Sikui J, **Wilting A**, Rödel MO (2022): Variable species but similar amphibian community responses across habitats following reduced impact logging. *GLOB ECOL CONSERV* **35**, e02061. [doi:10.1016/j.gecco.2022.e02061](https://doi.org/10.1016/j.gecco.2022.e02061)

Bach P, **Voigt CC**, Göttsche M, Bach L, Brust V, Hill R, Hüppop O, Lagerveld S, Schmaljohann H, Seebens-Hoyer A (2022): Offshore and coastline migration of radio-tagged Nathusius' pipistrelles. *CONSERV SCI PRACT* **4**, e12783. [doi:10.1111/csp2.12783](https://doi.org/10.1111/csp2.12783)

Badry A, Schenke D, Brücher H, Chakarov N, Grünkorn T, Illner H, Krüger O, Marczak T, Müskens G, Nachtigall W, Zollinger R, Treu G, **Krone O** (2022): Spatial variation of rodenticides and emerging contaminants in blood of raptor nestlings from Germany. *ENVIRON SCI POLLUT RES* **29**, 60908–60921. [doi:10.1007/s11356-022-20089-1](https://doi.org/10.1007/s11356-022-20089-1)

Badry A*, Treu G*, Gkotsis G, Nika MC, Alygizakis N, Thomaidis NS, **Voigt CC**, **Krone O** (2022): Ecological and spatial variations of legacy and emerging contaminants in white-tailed sea eagles from Germany: Implications for prioritisation and future risk management. *ENVIRON INT* **158**, 106934. [doi:10.1016/j.envint.2021.106934](https://doi.org/10.1016/j.envint.2021.106934)

Bailey LD, van de Pol M, Adriaensen F, Arct A, Barba E, Bellamy PE, Bonamour S, Bouvier JC, Burgess MD, Charmantier A, Cusimano C, Doligez B, Drobniak SM, Dubiec A, Eens M, Eeva T, Ferns PN, Goode-nough AE, Hartley IR, Hinsley SA, Ivankina E, Juškaitis R, Kempnaers B, Kerimov AB, Lavigne C, Leivits

A, Mainwaring MC, Matthysen E, Nilsson JÅ, Orell M, Rytönen S, Senar JC, Sheldon BC, Sorace A, Stenning MJ, Török J, van Oers K, Vátka E, Vriend SJG, Visser ME (2022): Bird populations most exposed to climate change are less sensitive to climatic variation. NAT COMMUN **13**, 2112. [doi:10.1038/s41467-022-29635-4](https://doi.org/10.1038/s41467-022-29635-4)

Balard A, Heitlinger E (2022): Shifting focus from resistance to disease tolerance: A review on hybrid house mice. ECOL EVOL **12**, e8889. [doi:10.1002/ece3.8889](https://doi.org/10.1002/ece3.8889)

Begum N, Kaumanns W, Singh M, **Hofer H** (2022): A hundred years in zoos: History and development of the captive population of the lion-tailed macaque *Macaca silenus*. Long term persistence for conservation? PRIMATE CONSERV **36**, 155–172.

Bergler C, Smeele SQ, Tyndel SA, Barnhill A, Ortiz ST, Kalan AK, **Cheng RX**, Brinkløv S, Osiecka AN, Tougaard J, Jakobsen F, Wahlberg M, Nöth E, Maier A, Klump BC (2022): ANIMAL-SPOT enables animal-independent signal detection and classification using deep learning. SCI REP **12**, 21966. [doi:10.1038/s41598-022-26429-y](https://doi.org/10.1038/s41598-022-26429-y)

Biasseti P (2022): Valuing abiotic nature. PROMETEICA, 79–90. [doi:10.34024/prometeica.2022.Especial.13529](https://doi.org/10.34024/prometeica.2022.Especial.13529)

Biasseti P, Hildebrandt TB, Göritz F, Hermes R, Holtze S, Galli C, Lazzari G, Colleoni S, Pollastri I, Spiriti MM, Stejskal J, **Seet S, Zwilling J**, Ngulu S, Mutisya S, Kariuki L, Lokoolool I, Omondo P, Ndeereh D, de Mori B (2022): Ethical analysis of the application of assisted reproduction technologies in biodiversity conservation and the case of white rhinoceros (*Ceratotherium simum*) ovum pick-up procedures. FRONT VET SCI **9**, 831675. [doi:10.3389/fvets.2022.831675](https://doi.org/10.3389/fvets.2022.831675)

Bitariho R, Akampurira E, **Mugerwa B** (2022): Long-term funding of community projects has contributed to mitigation of illegal activities within a premier African protected area, Bwindi impenetrable National Park, Uganda. CONSERV SCI PRACT **4**, e12761. [doi:10.1111/csp2.12761](https://doi.org/10.1111/csp2.12761)

Bohner J, Painer J, Bakker D, Haw AJ, Rauch H, Greunz EM, Egner B, **Goeritz F** (2022): Immobilization of captive kulans (*Equus hemionus kulan*) without using ultrapotent opioids. FRONT VET SCI **9**, 885317. [doi:10.3389/fvets.2022.885317](https://doi.org/10.3389/fvets.2022.885317)

Bonnet T, Morrissey MB, de Villemereuil P, Alberts SC, Arcese P, **Bailey LD**, Boutin S, Brekke P, Brent LJM, Camenisch G, Charmantier A, Clutton-Brock TH, Cockburn A, Coltman DW, **Courtiol A, Davidian E**, Evans SR, Ewen JG, Festa-Bianchet M, de Franceschi C, Gustafsson L, **Höner OP**, Houslay TM, Keller LF, Manser M, McAdam AG, McLean E, Nietlisbach P, Osmond HL, Pemberton JM, Postma E, Reid JM, Rutschmann A, Santure AW, Sheldon BC, Slate J, Teplitsky C, Visser ME, **Wachter B**, Kruuk LEB (2022): Genetic variance in fitness indicates rapid contemporary adaptive evolution in wild animals. SCIENCE **376**, 1012–1016. [doi:10.1126/science.abk0853](https://doi.org/10.1126/science.abk0853)

Brackzkowski A, Schenk R, Samarasinghe D, Biggs D, Richardson A, Swanson N, Swanson M, **Dheer A**, Fattebert J (2022): Leopard and spotted hyena densities in the Lake Mburo National Park, southwestern Uganda. PEERJ **10**, e12307. [doi:10.7717/peerj.12307](https://doi.org/10.7717/peerj.12307)

Brandt M, Groom Q, Magro A, Misevic D, Narraway CL, Bruckermann T, Beniermann A, Børsen T, González J, Meeus S, Roy HE, Sá-Pinto X, Torres JR, Jenkins T (2022): Promoting scientific literacy in evolution through citizen science. PROC R SOC B **289**, 20221077. [doi:10.1098/rspb.2022.1077](https://doi.org/10.1098/rspb.2022.1077)

Braude S, **Holtze S**, Bennett NC, Begall S (2022): Editorial: Recent advances in the ecology and evolution of the Bathyergidae. FRONT ECOL EVOL **10**, 1017185. [doi:10.3389/fevo.2022.1017185](https://doi.org/10.3389/fevo.2022.1017185)

Braun BC, **Jewgenow K** (2022): Role of sex steroids and prostaglandins during the luteal life cycle in domestic cats and lynxes. DOMEST ANIM ENDOCRINOL **78**, e106689. [doi:10.1016/j.domaniend.2021.106689](https://doi.org/10.1016/j.domaniend.2021.106689)

Bregnballe T, Tofft J, Kotzerka J, Lehtikoinen A, Rusanen P, Herrmann C, **Krone O**, Engström H, Rattiste K, Reich J, Kouzov SA (2022): Occurrence and behaviour of white-tailed eagles *Haliaeetus albicilla* in great cormorant *Phalacrocorax carbo sinensis* colonies in countries around the Baltic Sea. ARDEA **109**, 565–582. [doi:10.5253/arde.v109i2.a24](https://doi.org/10.5253/arde.v109i2.a24)

Brieger F, Kämmerle JL, **Hagen R**, Suchant R (2022): Behavioural reactions to oncoming vehicles as a crucial aspect of wildlife-vehicle collision risk in three common wildlife species. ACCID ANAL PREV **168**, 106564. [doi:10.1016/j.aap.2021.106564](https://doi.org/10.1016/j.aap.2021.106564)

Bruckermann T, Greving H, **Stillfried M**, **Schumann A**, **Brandt M**, Harms U (2022): I'm fine with collecting data: Engagement profiles differ depending on scientific activities in an online community of a citizen science project. PLOS ONE **17**, e0275785. [doi:10.1371/journal.pone.0275785](https://doi.org/10.1371/journal.pone.0275785)

Bruckermann T, **Stillfried M**, **Straka TM**, Harms U (2022): Citizen science projects require agreement: A Delphi study to identify which knowledge on urban ecology is considered relevant from scientists' and citizens' perspectives. INT J SCI EDUC PART B-COMMUN PUBLIC ENGAGEM **12**, 75–92. [doi:10.1080/21548455.2022.2028925](https://doi.org/10.1080/21548455.2022.2028925)

Brust V, Eikenaar C, Packmor F, Schmaljohann H, Hüppop O, **Czirják GÁ** (2022): Do departure and flight route decisions correlate with immune parameters in migratory songbirds? FUNCT ECOL **36**, 3007–3021. [doi:10.1111/1365-2435.14187](https://doi.org/10.1111/1365-2435.14187)

Calderón AP, **Louvrier J**, **Planillo A**, Araya-Gamboa, D, Arroyo-Arce S, Barrantes-Núñez M, Carazo-Salazar J, Corrales-Gutiérrez D, Doncaster CP, Foster R, García MJ, Garcia-Anleu R, Harmsen B, Hernández-Potosme S, Leonardo R, Trigueros DM, McNab R, Meyer N, Moreno R, Salom-Pérez R, Sauma Rossi A, Thomson I, Thornton D, Urbina Y, Grimm V, **Kramer-Schadt S** (2022): Occupancy models reveal potential of conservation prioritization for Central American jaguars. ANIM CONSERV **25**, 680–691. [doi:10.1111/acv.12772](https://doi.org/10.1111/acv.12772)

Cardador L, Tella JL, **Louvrier J**, Anadón JD, Abellán P, Carrete M (2022): Climate matching and anthropogenic factors contribute to the colonization and extinction of local populations during avian invasions. DIVERS DISTRIB **28**, 1908–1921. [doi:10.1111/ddi.13591](https://doi.org/10.1111/ddi.13591)

Chen S, Shu L, Lin J, **Ludwig A**, Peng Z (2022): Detection of fish species composition using environmental DNA in aquarium trials. J APPL ICHTHYOL **38**, 540–544. [doi:10.1111/jai.14348](https://doi.org/10.1111/jai.14348)

Colombo M, Morselli MG, **Zahmel J**, Luvoni GC (2022): Ultra-rapid freezing preserves morphofunctional integrity and fertilizing ability of epididymal cat spermatozoa. FRONT VET SCI **9**, 866953. [doi:10.3389/fvets.2022.866953](https://doi.org/10.3389/fvets.2022.866953)

Čonč Š, Oliveira T, **Portas R**, Černe R, Breg Valjavec M, Krofel M (2022): Dolines and cats: remote detection of karst depressions and their application to study wild felid ecology. REMOTE SENS **14**, 656. [doi:10.3390/rs14030656](https://doi.org/10.3390/rs14030656)

Costantini D, Weinberg M, **Jordán L**, Moreno KR, Yovel Y, **Czirják GÁ** (2022): Induced bacterial sickness causes inflammation but not blood oxidative stress in Egyptian fruit bats (*Rousettus aegyptiacus*). CONSERV PHYSIOL **10**, coac028. [doi:10.1093/conphys/coac028](https://doi.org/10.1093/conphys/coac028)

Couturier C, Bortolamiol S, **Ortmann S**, Okimat JP, Asalu E, Krief S (2022): All-you-can-eat: Influence of proximity to maize gardens on the wild diet and the forest activities of the Sebitoli chimpanzee community in Kibale National Park. ANIMALS **12**, 806. [doi:10.3390/ani12070806](https://doi.org/10.3390/ani12070806)

Culhane K, **Sollmann R**, White AM, Tarbill GL, Cooper SD, Young HS (2022): Small mammal responses to fire severity mediated by vegetation characteristics and species traits. ECOL EVOL **12**, e8918. [doi:10.1002/ece3.8918](https://doi.org/10.1002/ece3.8918)

Damas J, Corbo M, Kim J, Turner-Maier J, Farré M, Larkin DM, Ryder OA, Steiner C, Houck ML, Hall S, Shiue L, Thomas S, Swale T, Daly M, Korlach J, **Uliano-Silva M**, **Mazzoni CJ**, Birren BW, Genereux DP, Johnson J, Lindblad-Toh K, Karlsson EK, Nweeia MT, Johnson RN, Zoonomia Consortium, Lewin HA (2022): Evolution of the ancestral mammalian karyotype and syntenic regions. PROC NATL ACAD SCI USA **119**, e2209139119. [doi:10.1073/pnas.2209139119](https://doi.org/10.1073/pnas.2209139119)

Davidian E, **Höner OP** (2022): Kinship and similarity drive coordination of breeding-group choice in male spotted hyenas. BIOL LETT **18**, 20220402. [doi:10.1098/rsbl.2022.0402](https://doi.org/10.1098/rsbl.2022.0402)

Derežanin L, Blažytė A, Dobrynin P, Duchêne DA, Grau JH, Jeon S, Kliver S, Koepfli KP, **Meneghini D**, Preick M, Tomarovsky A, Totikov A, **Fickel J**, **Förster DW** (2022): Multiple types of genomic variation contribute to adaptive traits in the mustelid subfamily Guloninae. MOL ECOL **31**, 2898–2919. [doi:10.1111/mec.16443](https://doi.org/10.1111/mec.16443)

Dheer A, **Davidian E**, **Courtiol A**, **Bailey LD**, **Wauters J**, Naman P, Shayo V, **Höner OP** (2022): Diurnal pastoralism does not reduce juvenile recruitment nor elevate allostatic load in spotted hyenas. J ANIM ECOL **91**, 2289–2300. [doi:10.1111/1365-2656.13812](https://doi.org/10.1111/1365-2656.13812)

Dheer A, Samarasinghe D, Dloniak S, Braczkowski A (2022): Using camera traps to study hyenas: challenges, opportunities, and outlook. MAMM BIOL. [doi:10.1007/s42991-021-00188-1](https://doi.org/10.1007/s42991-021-00188-1)

Dietz R, Letcher RJ, Aars J, Andersen M, Boltunov A, Born EW, Ciesielski TM, Das K, Dastnai S, Derocher AE, Desforges JP, Eulaers I, Ferguson S, Hallanger IG, Heide-Jørgensen MP, Heimbürger-Boavida LE, Hoekstra PF, Jenssen BM, Kohler SG, Larsen MM, Lindstrøm U, Lippold A, Morris A, Nabe-Nielsen J, Nielsen NH, Peacock E, Pinzone M, Rigét FF, Rosing-Asvid A, Routti H, Siebert U, Stenson G, Stern G, Strand J, Søndergaard J, **Treu G**, Víkingsson GA, Wang F, Welker JM, Wiig Ø, Wilson SJ, Sonne C (2022): A risk assessment review of mercury exposure in Arctic marine and terrestrial mammals. SCI TOTAL ENVIRON **829**, 154445. [doi:10.1016/j.scitotenv.2022.154445](https://doi.org/10.1016/j.scitotenv.2022.154445)

East ML, **Thierer D**, **Benhaiem S**, **Metzger S**, **Hofer H** (2022): Infanticide by adult females causes sexual conflict in a female-dominated social mammal. FRONT ECOL EVOL **10**, 860854. [doi:10.3389/fevo.2022.860854](https://doi.org/10.3389/fevo.2022.860854)

Eder S, **Müller K**, **Chen S**, **Schön J** (2022): Long-term culture of feline oviduct epithelial cells on permeable filter supports. CYTOTECHNOLOGY **74**, 531–538. [doi:10.1007/s10616-022-00542-2](https://doi.org/10.1007/s10616-022-00542-2)

Edwards S, Mueller R, Roeder R, Melzheimer J, Wachter B (2022): Cheetah marking sites are also used by other species for communication: Evidence from photographic data in a comparative setup. *MAMM BIOL* **102**, 1345–1356. [doi:10.1007/s42991-022-00284-w](https://doi.org/10.1007/s42991-022-00284-w)

Eisenberg T, **Mühldorfer K**, Erhard M, Fawzy A, Kehm S, Ewers C, Semmler T, Blom J, Lipski A, Rau J, Kämpfer P, Glaeser SP (2022): *Erysipelothrix anatis* sp. nov., *Erysipelothrix aquatic* sp. nov. and *Erysipelothrix urinaevulpis* sp. nov., three novel species of the genus, and amended description of *Erysipelothrix*. *INT J SYST EVOL MICROBIOL* **72**. [doi:10.1099/ijsem.0.005454](https://doi.org/10.1099/ijsem.0.005454)

Ellerbrok JS, Delius A, Peter F, Farwig N, **Voigt CC** (2022): Activity of forest specialist bats decreases towards wind turbines at forest sites. *J APPL ECOL* **59**, 2497–2506. [doi:10.1111/1365-2664.14249](https://doi.org/10.1111/1365-2664.14249)

Ellis S, Johnstone RA, Cant MA, Franks DW, Weiss MN, Alberts SC, Balcomb KC, Benton CH, Brent LNJ, Crockford C, **Davidian E**, Delahay RJ, Ellifrit DK, **Höner OP**, Meniri M, McDonald RA, Nichols HJ, Thompson FJ, Vigilant L, Wittig RM, Croft DP (2022): Patterns and consequences of age-linked change in local relatedness in animal societies. *NAT ECOL EVOL* **6**, 1766–1776. [doi:10.1038/s41559-022-01872-2](https://doi.org/10.1038/s41559-022-01872-2)

Engler M, Krone O (2022): Movement patterns of the white-tailed sea eagle (*Haliaeetus albicilla*): post-fledging behaviour, natal dispersal onset and the role of the natal environment. *IBIS* **164**, 188–201. [doi:10.1111/ibi.12967](https://doi.org/10.1111/ibi.12967)

Fasel NJ, **Vulliod C**, Genoud M (2022): Assigning metabolic rate measurements to torpor and euthermia in heterothermic endotherms: “torpor”, a new package for R. *BIOL OPEN* **11**, bio059064. [doi:10.1242/bio.059064](https://doi.org/10.1242/bio.059064)

Figueiredo L, **Scherer C**, Cabral JS (2022): A simple kit to use computational notebooks for more openness, reproducibility, and productivity in research. *PLOS COMPUT BIOL* **18**, e1010356. [doi:10.1371/journal.pcbi.1010356](https://doi.org/10.1371/journal.pcbi.1010356)

Fischer L, Möller Palau-Ribes F, Kipper S, Weiss M, **Landgraf C**, Lierz M (2022): Absence of *Mycoplasma* spp. in nightingales (*Luscinia megarhynchos*) and blue (*Cyanistes caeruleus*) and great tits (*Parus major*) in Germany and its potential implication for evolutionary studies in birds. *EUR J WILDL RES* **68**, 2. [doi:10.1007/s10344-021-01554-7](https://doi.org/10.1007/s10344-021-01554-7)

Formenti G, Theissinger K, Fernandes C, ..., **Mazzoni CJ**, Jarvis ED, Bálint M, European Reference Genome Atlas (ERGA) Consortium (2022): The era of reference genomes in conservation genomics. *TRENDS ECOL EVOL* **37**, 197–202. [doi:10.1016/j.tree.2021.11.008](https://doi.org/10.1016/j.tree.2021.11.008)

Frauendorf M, Allen AM, Jongejans E, Ens B J, Teunissen W, Kampichler C, van Turnhout CAM, **Bailey LD**, de Kroon H, Cremer J, Kleyheeg E, Nienhuis J, van de Pol M (2022): Love thy neighbour?—Spatial variation in density dependence of nest survival in relation to predator community. *DIVERS DISTRIB* **28**, 624–635. [doi:10.1111/ddi.13457](https://doi.org/10.1111/ddi.13457)

Friedrich T, **Lieckfeldt D, Ludwig A** (2022): Genetic assessment of remnant sub-populations of sterlet (*Acipenser ruthenus* Linnaeus, 1758) in the Upper Danube. *DIVERSITY-BASEL* **14**, 893. [doi:10.3390/d14100893](https://doi.org/10.3390/d14100893)

Gicquel M, East ML, Hofer H, Benhaïem S (2022): Early-life adversity predicts performance and fitness in a wild social carnivore. *J ANIM ECOL* **91**, 2074–2086. [doi:10.1111/1365-2656.13785](https://doi.org/10.1111/1365-2656.13785)

Gicquel M, East ML, Hofer H, Cubaynes S, **Benhaïem S** (2022): Climate change does not decouple interactions between a central-place-foraging predator and its migratory prey. *ECOSPHERE* **13**, e4012. [doi:10.1002/ecs2.4012](https://doi.org/10.1002/ecs2.4012)

Giménez M, Hughes J, Scascitelli M, Gabriel S, **Förster D**, Panithanarak T, Hauffe H, Searle JB (2022): Tracking Chromosomal Origins in the Northern Italy System of Metacentric Races of the House Mouse. *CYTOGENET GENOME RES* **162**, 214–230. [doi:10.1159/000527106](https://doi.org/10.1159/000527106)

Gkotsis G, Nika MC, Nikolopoulou V, Alygizakis N, Bizani E, Aalizadeh R, Badry A, Chadwick E, Cincinelli A, Claßen D, Danielsson S, Dekker R, Duke G, Drost W, Glowacka N, Göckener B, Jansman HAH, Juergens M, Knopf B, Koschorreck J, **Krone O**, Martellini T, Movalli P, Persson S, Potter ED, Rohner S, Roos A, O'Rourke E, Siebert U, Treu G, van den Brink NW, Walker LA, Williams R, Slobodnik J, Thomaidis NS (2022): Assessment of contaminants of emerging concern in European apex predators and their prey by LC-QToF MS wide-scope target analysis. *ENVIRON INT* **170**, 107623. [doi:10.1016/j.envint.2022.107623](https://doi.org/10.1016/j.envint.2022.107623)

Gorczynski D, Hsieh C, Ahumada J, Akampurira E, Andrianarisoa MH, Espinosa S, Johnson S, Kayijamahe C, Lima MGM, **Mugerwa B**, Rovero F, Salvador J, Santos F, Sheil D, Uzabaho E, Beaudrot L (2022): Human density modulates spatial associations among tropical forest terrestrial mammal species. *GLOB CHANGE BIOL* **28**, 7205–7216. [doi:10.1111/gcb.16434](https://doi.org/10.1111/gcb.16434)

Grabow M, Louvrier JLP, Planillo A, Kiefer S, Drenske S, Börner K, Stillfried M, Hagen R, Kimmig S, Straka TM, Kramer-Schadt S (2022): Data-integration of opportunistic species observations into hierarchical modeling frameworks improves spatial predictions for urban red squirrels. *FRONT ECOL EVOL* **10**, 881247. [doi:10.3389/fevo.2022.881247](https://doi.org/10.3389/fevo.2022.881247)

Green RE, Pain DJ, **Krone O** (2022): The impact of lead poisoning from ammunition sources on raptor populations in Europe. *SCI TOTAL ENVIRON* **823**, 154017. [doi:10.1016/j.scitotenv.2022.154017](https://doi.org/10.1016/j.scitotenv.2022.154017)

Greving H, Bruckermann T, **Schumann A, Straka TM, Lewanzik D, Voigt-Heucke SL, Marggraf L, Lorenz J, Brandt M, Voigt CC**, Harms U, Kimmerle J (2022): Improving attitudes and knowledge in a citizen science project about urban bat ecology. *ECOL SOC* **27**, 24. [doi:10.5751/ES-13272-270224](https://doi.org/10.5751/ES-13272-270224)

Günther A*, **Krone O***, Svansson V*, Pohlmann A, King J, Hallgrímsson GT, Skarphéðinsson KH, Sigurðardóttir H, Jónsson SR, Beer M, Brugger B, Harder T (2022): Iceland as stepping stone for spread of highly pathogenic avian influenza virus between Europe and North America. *EMERG INFECT DIS* **28**, 2383–2388. [doi:10.3201/eid2812.221086](https://doi.org/10.3201/eid2812.221086)

Günther T, **Kramer-Schadt S**, Fuhrmann M, Belik V (2022): Environmental factors associated with the prevalence of ESBL/AmpC-producing *Escherichia coli* in wild boar (*Sus scrofa*). *FRONT VET SCI* **9**, 980554. [doi:10.3389/fvets.2022.980554](https://doi.org/10.3389/fvets.2022.980554)

Häge J, Hansen MJ, Pacher K, Dhellemmes F, Domenici P, Steffensen JF, Breuker M, Krause S, **Hildebrandt TB, Fritsch G**, Bach P, Sabarros PS, Zaslansky P, Mahlow K, Schauer M, Müller J, Krause J (2022): Lacunae rostralis: A new structure on the rostrum of sailfish *Istiophorus platypterus*. *J FISH BIOL* **100**, 1205–1213. [doi:10.1111/jfb.15018](https://doi.org/10.1111/jfb.15018)

Hagemann J, Conejero C, **Stillfried M**, Mentaberre G, Castillo-Contreras R, **Fickel J**, López-Olvera JR (2022): Genetic population structure defines wild boar as an urban exploiter species in Barcelona, Spain. *SCI TOTAL ENVIRON* **833**, 155126. [doi:10.1016/j.scitotenv.2022.155126](https://doi.org/10.1016/j.scitotenv.2022.155126)

Hagen R, Ortmann S, Elliger A, Arnold J (2022): Evidence for a male-biased sex ratio in the offspring of a large herbivore: The role of environmental conditions in the sex ratio variation. *ECOL EVOL* **12**, e8938. [doi:10.1002/ece3.8938](https://doi.org/10.1002/ece3.8938)

Hampton JO, Pay JM, Katzner TE, Arnemo JM, Pokras MA, Buenz E, Kanstrup N, Thomas VG, Uhart M, Lambertucci SA, **Krone O**, Singh NJ, Naidoo V, Ishizuka M, Saito K, Helander B, Green RE (2022): Managing macropods without poisoning ecosystems. *ECOL MANAG RESTOR* **23**, 153–157. [doi:10.1111/emr.12555](https://doi.org/10.1111/emr.12555)

Hayashi M, Zywitza V, Naitou Y, Hamazaki N, **Goeritz F, Hermes R, Holtze S**, Lazzari G, Galli C, Stejskal J, Diecke S, **Hildebrandt TB**, Hayashi K (2022): Robust induction of primordial germ cells of white rhinoceros on the brink of extinction. *SCI ADV* **8**, eabp9683. [doi:10.1126/sciadv.abp9683](https://doi.org/10.1126/sciadv.abp9683)

Hensel B, Schröter F, Großfeld R, Simmet C, **Wauters J**, Jung M, Schulze M (2022): Relations between the time of ovulation and fecal estrogen concentrations in sows. *RES VET SCI* **149**, 90–93. [doi:10.1016/j.rvsc.2022.05.005](https://doi.org/10.1016/j.rvsc.2022.05.005)

Hering R, Hauptfleisch M, Jago M, Smith T, **Kramer-Schadt S**, Stiegler J, Blaum N (2022): Don't stop me now: Managed fence gaps could allow migratory ungulates to track dynamic resources and reduce fence related energy loss. *FRONT ECOL EVOL* **10**, 907079. [doi:10.3389/fevo.2022.907079](https://doi.org/10.3389/fevo.2022.907079)

Hering R, Hauptfleisch M, **Kramer-Schadt S**, Stiegler J, Blaum N (2022): Effects of fences and fence gaps on the movement behavior of three southern African antelope species. *FRONT CONSERV SCI* **3**, 959423. [doi:10.3389/fcsc.2022.959423](https://doi.org/10.3389/fcsc.2022.959423)

Hermes R, Lecu A, Potier R, **Goeritz F**, Rickard JP, **Bohner J**, Wedlarski R, Hruby J, **Hildebrandt TB** (2022): Cryopreservation of giraffe epididymal spermatozoa using different extenders and cryoprotectants. *ANIMALS* **12**, 857. [doi:10.3390/ani12070857](https://doi.org/10.3390/ani12070857)

Hughes KA, Santos M, **Caccavo JA**, Chignell SM, Gardiner NB, Gilbert N, Howkins A, Van Vuuren BJ, Lee JR, Liggett D, Lowther A, Lynch H, Quesada A, Shin HC, Soutullo A, Terauds A (2022): Ant-ICON – ‘Integrated science to inform Antarctic and southern ocean conservation’: A new SCAR scientific research programme. *ANTARCT SCI* **34**, 446–455. [doi:10.1017/S0954102022000402](https://doi.org/10.1017/S0954102022000402)

Jakop U, Müller K, Müller P, Neuhauser S, Callealta Rodríguez I, Grunewald S, Schiller J, Engel KM (2022): Seminal lipid profiling and antioxidant capacity: a species comparison. *PLOS ONE* **17**, e0264675. [doi:10.1371/journal.pone.0264675](https://doi.org/10.1371/journal.pone.0264675)

Jarquín-Díaz VH, Balard A, Ferreira SCM, Mittné V, Murata JM, **Heitlinger E** (2022): DNA-based quantification and counting of transmission stages provides different but complementary parasite load estimates: an example from rodent coccidia (*Eimeria*). *PARASITES VECTORS* **15**, 45. [doi:10.1186/s13071-021-05119-0](https://doi.org/10.1186/s13071-021-05119-0)

Jesus SA, Schmidt A, Fickel J, Doherr MG, Boonprasert K, Thitaram C, Sariya L, Ratanakron P, **Hildebrandt TB** (2022): Assessing coagulation parameters in healthy Asian elephants (*Elephas maximus*) from European and Thailand populations. *ANIMALS* **12**, 361. [doi:10.3390/ani12030361](https://doi.org/10.3390/ani12030361)

Jetz W, Tertitski G, Kays R, ..., **Hofer H**, ..., **Melzheimer J**, ..., **Wachter B**, ..., Zięcik A, Zook C (2022): Biological earth observation with animal sensors. *TRENDS ECOL EVOL* **37**, 293–298. [doi:10.1016/j.tree.2021.11.011](https://doi.org/10.1016/j.tree.2021.11.011)

Kalyahe MM, Hofer H, East ML (2022): Do anthropogenic sources of food increase livestock predation in the area surrounding Ruaha National Park? ENVIRON CONSERV **49**, 105–113. [doi:10.1017/S037689292200008X](https://doi.org/10.1017/S037689292200008X)

Kappeler P, Huchard E, Baniel A, Canteloup C, Charpentier M, Cheng L, **Davidian E**, Duboscq J, Fichtel C, Hemelrijk CK, **Höner OP**, Koren L, Micheletta J, Prox L, Saccà T, Seex L, Smit N, Surbeck M, Van de Waal E, Girard-Buttoz C (2022): Sex and dominance: How to assess and interpret intersexual dominance relationships in mammalian societies. FRONT ECOL EVOL **10**, 918773. [doi:10.3389/fevo.2022.918773](https://doi.org/10.3389/fevo.2022.918773)

Kaufmann LV, Schneeweiß U, Maier E, **Hildebrandt TB**, Brecht M (2022): Elephant facial motor control. SCI ADV **8**, eabq2789. [doi:10.1126/sciadv.abq2789](https://doi.org/10.1126/sciadv.abq2789)

Ke A, **Sollmann R**, Frishkoff LO, Karp DS (2022): A hierarchical N-mixture model to estimate behavioral variation and a case study of Neotropical birds. ECOL APPL **32**, e2632. [doi:10.1002/eap.2632](https://doi.org/10.1002/eap.2632)

Kehoe S, Jewgenow K, Johnston PR, **Braun BC** (2022): Early preantral follicles of the domestic cat express gonadotropin and sex steroid signalling potential. BIOL REPROD **106**, 95–107. [doi:10.1093/biolre/ioab192](https://doi.org/10.1093/biolre/ioab192)

Kitchener A, Hoffmann M, Yamaguchi N, Breitenmoser-Würsten C, **Wilting A** (2022): A system for designating taxonomic certainty in mammals and other taxa. MAMM BIOL **102**, 251–261. [doi:10.1007/s42991-021-00205-3](https://doi.org/10.1007/s42991-021-00205-3)

Kitchener AC, Simo FT, **Mugerwa B**, Sanderson JG (2022): Evidence that Temminck described *Felis aurata* in 1825, not 1827. ARCH NAT HIST **49**, 78–85. [doi:10.3366/anh.2022.0759](https://doi.org/10.3366/anh.2022.0759)

Krause T, **Tilker A** (2022): How the loss of forest fauna undermines the achievements of the SDG's. AM-BIO **51**, 103–113. [doi:10.1007/s13280-021-01547-5](https://doi.org/10.1007/s13280-021-01547-5)

Kroh PD, Braun BC, Lui F, Müller P, **Müller K** (2022): Boar spermadhesin AWN: Novel insights in its binding behavior and localization on sperm. BIOL REPROD **106**, 775–791. [doi:10.1093/biolre/ioab244](https://doi.org/10.1093/biolre/ioab244)

Kruszynski C, Bailey LD, Bach L, Bach P, **Fritze M, Lindecke O**, Teige T, **Voigt CC** (2022): High vulnerability of juvenile Nathusius' pipistrelle bats (*Pipistrellus nathusii*) at wind turbines. ECOL APPL **32**, e2513. [doi:10.1002/eap.2513](https://doi.org/10.1002/eap.2513)

Le Duc D, Velluva A, Cassatt-Johnstone M, Olsen RA, Baleka S, Lin CC, Lemke RJ, Southon, RJ, Burdin A, Wang MS, Grunewald S, Rosendahl W, Joger U, Rutschmann S, **Hildebrandt TB, Fritsch G**, Estes AJ, Kelso J, Dalén L, Hofreiter M, Shapiro B, Schöneberg T (2022): Genomic basis for skin phenotypic and cold adaptation in the extinct Steller's sea cow. SCI ADV **8**. [doi:10.1126/sciadv.abl6496](https://doi.org/10.1126/sciadv.abl6496)

Lee PC, **Zahmel J, Jewgenow K**, Comizzoli P (2022): Desiccated cat spermatozoa retain DNA integrity and developmental potential after prolonged storage and shipping at non-cryogenic temperatures. J ASSIST REPROD GENET **39**, 141–151. [doi:10.1007/s10815-021-02337-4](https://doi.org/10.1007/s10815-021-02337-4)

Lewanzik D, Straka T, Lorenz J, Marggraf L, Schumann A, Voigt-Heucke S, Brandt M, Voigt CC (2022): Evaluating the potential of urban areas for bat conservation with citizen science data. ENVIRON POLLUT **297**, 118785. [doi:10.1016/j.envpol.2021.118785](https://doi.org/10.1016/j.envpol.2021.118785)

Lewin HA, Richards S, Lieberman Aiden E, ..., **Mazzoni CJ**, ..., Yoder AD, Zhang G (2022): The Earth Bio-Genome Project 2020: Starting the clock. *PROC NATL ACAD SCI USA* **119**, e2115635118. [doi:10.1073/pnas.2115635118](https://doi.org/10.1073/pnas.2115635118)

Lin J, Duchêne D, Carøe C, Smith O, Ciucani MM, Niemann J, Richmond D, **Greenwood AD**, MacPhee R, Zhang G, Gopalakrishnan S, Gilbert MTP (2022): Probing the genomic limits of de-extinction in the Christmas Island rat. *CURR BIOL* **32**, 1650–1656. [doi:10.1016/j.cub.2022.02.027](https://doi.org/10.1016/j.cub.2022.02.027)

Linuma OF, Mahenge A, Mato RRAM, **Greenwood AD** (2022): Drivers of human–wildlife interactions in a co-existence area: a case study of the Ngorongoro conservation area, Tanzania. *DISCOV SUSTAIN* **3**, 45. [doi:10.1007/s43621-022-00113-7](https://doi.org/10.1007/s43621-022-00113-7)

Louvrier JLP, Planillo A, Stillfried M, Hagen R, Börner K, Kimmig S, Ortmann S, Schumann A, Brandt M, Kramer-Schadt S (2022): Spatiotemporal interactions of a novel mesocarnivore community in an urban environment before and during SARS-CoV-2 lockdown. *J ANIM ECOL* **91**, 367–380. [doi:10.1111/1365-2656.13635](https://doi.org/10.1111/1365-2656.13635)

Mahé C, Lavigne R, Com E, Pineau C, Locatelli Y, **Zlotkowska AM**, Almiñana C, Tsikis G, Mermillod P, **Schön J**, Saint-Dizier M (2022): Spatiotemporal profiling of the bovine oviduct fluid proteome around the time of ovulation. *SCI REP* **12**, 4135. [doi:10.1038/s41598-022-07929-3](https://doi.org/10.1038/s41598-022-07929-3)

Marx M, Schumm YR, Kardynal KJ, Hobson KA, Rocha G, Zehtindjiev P, Bakaloudis D, Metzger B, Cecere JG, Spina F, Cianchetti-Benedetti M, Frahnert S, **Voigt CC**, Lormée H, Eraud C, Quillfeldt P (2022): Feather stable isotopes ($\delta^2\text{H}_f$ and $\delta^{13}\text{C}_f$) identify the Sub-Saharan wintering grounds of turtle doves from Europe. *EUR J WILDL RES* **68**, 21. [doi:10.1007/s10344-022-01567-w](https://doi.org/10.1007/s10344-022-01567-w)

McLaughlin JP, Schroeder J, White AM, Culhane K, Mirts HE, Tarbill GL, Sire L, Page M, Baker E, Moritz M, Brashares J, Young HS, **Sollmann R** (2022): Food webs for three burn severities after wildfire in the Eldorado National Forest, California. *SCI DATA* **9**, 384. [doi:10.1038/s41597-022-01220-w](https://doi.org/10.1038/s41597-022-01220-w)

Meier F, Grosche L, **Reusch C**, Runkel V, van Schaik J, Kerth G (2022): Long-term individualized monitoring of sympatric bat species reveals distinct species- and demographic differences in hibernation phenology. *BMC ECOL EVOL* **28**, 7. [doi:10.1186/s12862-022-01962-6](https://doi.org/10.1186/s12862-022-01962-6)

Melovski Dime, Krofel M, Avukatov V, Fležar U, Gonev A, Hočevan L, Ivanov G, Leschinski L, Pavlov A, Stojanov A, Veapi E, **Mengüllüoğlu D** (2022): Diverging ecological traits between the Balkan lynx and neighbouring populations as a basis for planning its genetic rescue. *MAMM BIOL* **102**, 1697–1708. [doi:10.1007/s42991-022-00268-w](https://doi.org/10.1007/s42991-022-00268-w)

Midha A, **Jarquín-Díaz VH**, Ebner F, Löber U, Hayani R, Kundik A, Cardilli A, **Heitlinger E**, Forslund SK, Hartmann S (2022): Guts within guts: the microbiome of the intestinal helminth parasite *Ascaris suum* is derived but distinct from its host. *MICROBIOME* **10**, 229. [doi:10.1186/s40168-022-01399-5](https://doi.org/10.1186/s40168-022-01399-5)

Milano S, Schöne BR, González-Morales MR, Gutiérrez-Zugasti I (2022): Temporal and spatial variability of prehistoric aquatic resource procurement: A case study from Mesolithic Northern Iberia. *SCI REP* **12**, 3111. [doi:10.1038/s41598-022-07239-8](https://doi.org/10.1038/s41598-022-07239-8)

Mirts HE, McLaughlin JP, Weller TJ, White AM, Young HS, **Sollmann R** (2022): Bats in the megafire: assessing species' site use in a postfire landscape in the Sierra Nevada. *J MAMMAL* **103**, 111–123. [doi:10.1093/jmammal/gyab129](https://doi.org/10.1093/jmammal/gyab129)

Monecke S, Schaumburg F, Shittu AO, Schwarz S, **Mühldorfer K**, Brandt C, Braun SD, Collatz M, Diezel C, Gawlik D, Hanke D, Hotzel H, Müller E, Reinicke M, Feßler AT and Ehricht R (2022): Description of Staphylococcal Strains from Straw-Coloured Fruit Bat (*Eidolon helvum*) and Diamond Firetail (*Stagonopleura guttata*) and a Review of their Phylogenetic Relationships to Other Staphylococci. FRONT CELL INFECT MICROBIOL **12**, 878137. [doi:10.3389/fcimb.2022.878137](https://doi.org/10.3389/fcimb.2022.878137)

Moreira-Soto A, Walzer C, **Czirják GÁ**, Richter M, Marino SF, Posautz A, **Rodo de Yebra P**, **McEwen GK**, Drexler JF*, **Greenwood AD*** (2022): SARS-CoV-2 has not emerged in roe, red or fallow deer in Germany or Austria during the COVID-19 pandemic. MICROORGANISMS **10**, 748. [doi:10.3390/microorganisms10040748](https://doi.org/10.3390/microorganisms10040748)

Moreno-Sosa AM, Yacelga M, Craighead K, **Kramer-Schadt S**, **Abrams JF** (2022): Can prey occupancy act as a surrogate for mesopredator occupancy? A case study of ocelot (*Leopardus pardalis*). MAMM BIOL **102**, 163–175. [doi:10.1007/s42991-022-00232-8](https://doi.org/10.1007/s42991-022-00232-8)

Mosto MC, Picasso MBJ, Montes MM, Tudisca AM, **Krone O** (2022): Flight muscles in falcons (Falconiformes, Falconinae): A quantitative approach. ANAT REC **305**, 1287–1293. [doi:10.1002/ar.24749](https://doi.org/10.1002/ar.24749)

Movalli P, Koschorreck J, Treu G, ..., **Badry A**, ..., **Krone O**, ..., Zorrilla I, Duke G (2022): The role of natural science collections in the biomonitoring of environmental contaminants in apex predators in support of the EU's zero pollution ambition. ENVIRON SCI EUR **34**, 88. [doi:10.1186/s12302-022-00670-8](https://doi.org/10.1186/s12302-022-00670-8)

Müller-Eigner A, Sanz-Moreno A, de-Diego I, Venkatasubramani AV, Langhammer M, Gerlini R, Rathkolb B, Aguilar-Pimentel A, Klein-Rodewald T, Calzada-Wack J, Becker L, Palma-Vera S, Gille B, Forne I, Imhof A, Meng C, Ludwig C, Koch F, Heiker JT, Kuhla A, Caton V, Brenmoehl J, Reyer H, **Schoen J**, Fuchs H, Gailus-Durner V, Hoeflich A, de Angelis MH, Peleg S (2022): Dietary intervention improves health metrics and life expectancy of the genetically obese Titan mouse. COMMUN BIOL **5**, 408. [doi:10.1038/s42003-022-03339-3](https://doi.org/10.1038/s42003-022-03339-3)

Mwasi S, **Dheer A** (2022): Habitat degradation, vegetation damage, and wildlife-livestock interactions in Amboseli ecosystem wildlife sanctuaries, Kenya. AFR J ECOL **60**, 1201–1209. [doi:10.1111/aje.13048](https://doi.org/10.1111/aje.13048)

Nanni V, Mammola S, Macias-Hernandes N, Castrogiovanni A, Salgado AL, Lunghi E, Ficetola GF, Modica C, Alba R, Spiriti MM, **Holtz S**, Munhoz de Mello E, de Mori B, **Biasetti P**, Chamberlain D, Manenti R (2022): Global response of conservationists across mass media likely constrained bat persecution due to COVID-19. BIOL CONSERV **272**, 109591. [doi:10.1016/j.biocon.2022.109591](https://doi.org/10.1016/j.biocon.2022.109591)

Nguyen TV, **Wilting A**, **Niedballa J**, **Nguyen A**, Rawson BM, Nguyen AQH, Cao TT, Wearn OR, Dao AC, **Tilker A** (2022): Getting the big picture: Landscape-scale occupancy patterns of two Annamite endemics among multiple protected areas. CONSERV SCI PRACT **4**, e620. [doi:10.1111/csp2.620](https://doi.org/10.1111/csp2.620)

Niedballa J, **Axtner J**, Döbert TF, **Tilker A**, **Nguyen A**, **Wong ST**, Fiderer C, Heurich M, **Wilting A** (2022): imageseg: an R package for deep learning-based image segmentation. METHODS ECOL EVOL **13**, 2363–2371. [doi:10.1111/2041-210X.13984](https://doi.org/10.1111/2041-210X.13984)

Niessen L, Fritze M, **Wibbelt G**, Puechmaille SJ (2022): Development and application of loop-mediated isothermal amplification (LAMP) assays for rapid diagnosis of the bat white-nose disease fungus *Pseudogymnoascus destructans*. MYCOPATHOLOGIA **187**, 547–565. [doi:10.1007/s11046-022-00650-9](https://doi.org/10.1007/s11046-022-00650-9)

Numberger D*, Zoccarato L*, Woodhouse J, Ganzert L, Sauer S, García Márquez JR, Domisch S, Grossart HP, **Greenwood AD** (2022): Urbanization promotes specific bacteria in freshwater microbiomes including potential pathogens. *SCI TOTAL ENVIRON* **845**, 157321. [doi:10.1016/j.scitotenv.2022.157321](https://doi.org/10.1016/j.scitotenv.2022.157321)

Odehahn R, Wright BR, **Czirják GÁ**, Higgins DP (2022): Differences in constitutive innate immunity between divergent Australian marsupials. *DEV COMP IMMUNOL* **132**, 104399. [doi:10.1016/j.dci.2022.104399](https://doi.org/10.1016/j.dci.2022.104399)

Palma-Vera S, Reyer H, Langhammer M, Reinsch N, **Derežanin L**, **Fickel J**, Qanbari S, Witzel J, Franzenburg S, Hemmrich-Stansiak G, **Schön J** (2022): Genomic characterization of world's longest selection experiment in mouse reveals the complexity of polygenic traits. *BMC BIOL* **20**, 52. [doi:10.1186/s12915-022-01248-9](https://doi.org/10.1186/s12915-022-01248-9)

Portas R, **Wachter B**, Beytell P, Uiseb KH, **Melzheimer J**, **Edwards S** (2022): Leopard *Panthera pardus* camera trap surveys in the arid environments of northern Namibia. *MAMM BIOL* **102**, 1185–1198. [doi:10.1007/s42991-022-00237-3](https://doi.org/10.1007/s42991-022-00237-3)

Przybyło M, **Ortmann S**, Świerk S, Clauss M (2022): Fluid and particle retention in the greater kudu (*Tragelaphus strepsiceros*). *J ANIM FEED SCI* **31**, 34–39. [doi:10.22358/jafs/145755/2022](https://doi.org/10.22358/jafs/145755/2022)

Purkart L, Tuff JM, Shah M, Kaufmann LV, Altringer C, Maier E, Schneeweiß U, Tuncko E, Eigen L, **Holtze S**, **Fritsch G**, **Hildebrandt TB**, Brecht M (2022): Trigeminal ganglion and sensory nerves suggest tactile specialization of elephants. *CURR BIOL* **32**, 904–910. [doi:10.1016/j.cub.2021.12.051](https://doi.org/10.1016/j.cub.2021.12.051)

Reusch C, **Lozar M**, **Kramer-Schadt S**, **Voigt CC** (2022): Coastal onshore wind turbines lead to habitat loss for bats in Northern Germany. *J ENVIRON MANAGE* **310**, 114715. [doi:10.1016/j.jenvman.2022.114715](https://doi.org/10.1016/j.jenvman.2022.114715)

Rickard IJ, **Vullioud C**, Rousset F, Postma E, Helle S, Lummaa V, Kylli R, Pettay JE, Røskaft E, Skjærvø GR, Störmer C, Volland E, Waldvogel D, **Courtiol A** (2022): Mothers with higher twinning propensity had lower fertility in pre-industrial Europe. *NAT COMMUN* **13**, 2886. [doi:10.1038/s41467-022-30366-9](https://doi.org/10.1038/s41467-022-30366-9)

Rickard JP, Pool K, de Graaf SP, Portas T, Rouke N, Wiesner M, **Hildebrandt TB**, **Göritz F**, **Hermes R** (2022): Increasing the yield and cryosurvival of spermatozoa from rhinoceros ejaculates using the enzyme papain. *BIOLOGY-BASEL* **11**, 154. [doi:10.3390/biology11020154](https://doi.org/10.3390/biology11020154)

Ripari L*, **Premier J***, Belotti E, Bluhm H, Breitenmoser-Würsten C, Bufka L, Červený J, Drouet-Hoguet N, Fuxjäger C, Jędrzejewski W, Kont R, Koubek P, Kowalczyk R, Krofel M, Krojerová-Prokešová J, Molinari-Jobin A, Okarma H, Oliveira T, Remm J, Schmidt K, Zimmermann F, **Kramer-Schadt S**, Heurich M (2022): Human disturbance is the most limiting factor driving habitat selection of a large carnivore throughout Continental Europe. *BIOL CONSERV* **266**, 109446. [doi:10.1016/j.biocon.2021.109446](https://doi.org/10.1016/j.biocon.2021.109446)

Robbins MM, **Ortmann S**, Seiler N (2022): Dietary variability of western gorillas (*Gorilla gorilla gorilla*). *PLOS ONE* **17**, e0271576. [doi:10.1371/journal.pone.0271576](https://doi.org/10.1371/journal.pone.0271576)

Roeleke M, Schlägel UE, Gallagher C, Pufelski J, Blohm T, Nathan R, Toledo S, Jeltsch F, **Voigt CC** (2022): Insectivorous bats form mobile sensory networks to optimize prey localization: The case of the common noctule bat. *PROC NATL ACAD SCI USA* **119**, e2203663119. [doi:10.1073/pnas.2203663119](https://doi.org/10.1073/pnas.2203663119)

Röglin A, Szentiks CA, Dreßler J, Ondruschka B, Schwarz M (2022): Entomological identification of the post-mortem colonization of wolf cadavers in different decomposition stages. *SCI JUSTICE* **62**, 520–529. [doi:10.1016/j.scijus.2022.07.004](https://doi.org/10.1016/j.scijus.2022.07.004)

Sanchez KL, **Greenwood AD**, Nielsen A, Nugraha RTP, Prameswari W, Nurillah A, Agustina F, Campbell-Smith G, Dharmayanthi AB, Pratama R, Exploitasia I, Baird JK (2022): *Plasmodium pitheci* malaria in Bornean orang-utans at a rehabilitation centre in West Kalimantan, Indonesia. *MALAR J* **21**, 280. [doi:10.1186/s12936-022-04290-8](https://doi.org/10.1186/s12936-022-04290-8)

Santos PD, Michel F, Wylezich C, Höper D, Keller M, Holicki CM, **Szentiks CA**, Eiden M, Muluneh A, Neubauer-Juric A, Thalheim S, Globig A, Beer M, Groschup MH, Ziegler U (2022): Co-infections: Simultaneous detections of West Nile virus and Usutu virus in birds from Germany. *TRANSBOUND EMERG DIS* **69**, 776–792. [doi:10.1111/tbed.14050](https://doi.org/10.1111/tbed.14050)

Schmidhauser M, Ulbrich SE, **Schoen J** (2022): Luminal and glandular epithelial cells from the porcine endometrium maintain cell type-specific marker gene expression in air-liquid interface culture. *STEM CELL REV REP* **18**, 2928–2938. [doi:10.1007/s12015-022-10410-3](https://doi.org/10.1007/s12015-022-10410-3)

Scholz C, Voigt CC (2022): Diet analysis of bats killed at wind turbines suggests large-scale losses of trophic interactions. *CONSERV SCI PRACT* **4**, e12744. [doi:10.1111/csp2.12744](https://doi.org/10.1111/csp2.12744)

Schuster RK, Gajic B, Procter M, **Wibbelt G**, Arca Ruibal B, Qablan M (2022): Morphological and molecular characterization of *Prosthogonimus falconis* n. sp. (Trematoda; Prosthogonimidae), found in a peregrine falcon (*Falco peregrinus*) (Aves: Falconidae) in the United Arab Emirates. *J HELMINTHOL* **96**, e3. [doi:10.1017/S0022149X2100078X](https://doi.org/10.1017/S0022149X2100078X)

Schwarm A, Clauss M, **Ortmann S**, Jensen RB (2022): No size-dependent net particle retention in the hindgut of horses. *J ANIM PHYSIOL ANIM NUTR (BERL)* **106**, 1356–1363. [doi:10.1111/jpn.13757](https://doi.org/10.1111/jpn.13757)

Schwarzer-Sperber HS, Sutter K, **Müller K**, Müller P, Schwarzer R (2022): The bovine seminal plasma protein PDC-109 possesses pan-antiviral activity. *VIRUSES-BASEL* **14**, 2031. [doi:10.3390/v14092031](https://doi.org/10.3390/v14092031)

Seltmann A, Troxell SA, Schad J, Fritze M, Bailey LD, Voigt CC, Czirájk GÁ (2022): Differences in acute phase response to bacterial, fungal and viral antigens in greater mouse-eared bats (*Myotis myotis*). *SCI REP* **12**, 15259. [doi:10.1038/s41598-022-18240-6](https://doi.org/10.1038/s41598-022-18240-6)

Semper-Pascual A, Bischof R, Milleret C, Beaudrot L, Vallejo-Vargas AF, Ahumada JA, Bitariho R, Jansen PA, Moreira Lima MG, Martin EH, **Mugerwa B**, Rovero F, Salvador J, Santos F, Uzabaho E, Sheil D (2022): Occupancy winners in tropical protected forests: a pantropical analysis. *PROC R SOC B* **289**, 20220457. [doi:10.1098/rspb.2022.0457](https://doi.org/10.1098/rspb.2022.0457)

Spiriti MM, Melchiori FM, Dierkes PW, Ferrante L, Bandoli F, **Biasetti P**, de Mori B (2022): Development of a tool for assessing the reputation of zoos: The zoo ethical reputation survey (ZERS). *ANIMALS* **12**, 2802. [doi:10.3390/ani12202802](https://doi.org/10.3390/ani12202802)

Stefen C, Wagner F, Asztalos M, Giere P, Grobe P, Hiller M, Hofmann R, Jähde M, Lächele U, Lehmann T, **Ortmann S**, Peters B, Ruf I, **Schiffmann C**, Their N, **Unterhitzberger G**, Vogt L, Rudolf M, Wehner P, Stuckas H (2022): Phenotyping in the era of genomics: MaTrics – a digital character matrix to document mammalian phenotypic traits. *MAMM BIOL* **102**, 235–249. [doi:10.1007/s42991-021-00192-5](https://doi.org/10.1007/s42991-021-00192-5)

- Stiegler J, Lins A, Dammhahn M, Eccard J, **Kramer-Schadt S**, **Ortmann S**, Blaum N (2022): Personality drives activity and space use in a mammalian herbivore. *MOV ECOL* **10**, 33. [doi:10.1186/s40462-022-00333-6](https://doi.org/10.1186/s40462-022-00333-6)
- Straka TM**, **Voigt CC** (2022): Threat perception, emotions and social trust of global bat experts before and during the COVID-19 pandemic. *SUSTAINABILITY* **14**, 11242. [doi:10.3390/su141811242](https://doi.org/10.3390/su141811242)
- Szafranski K*, **Wetzel M***, **Holtze S**, **Büntjen I**, **Lieckfeldt D**, **Ludwig A**, Huse K, Platzer M, **Hildebrandt T** (2022): The Mating Pattern of Captive Naked Mole-Rats Is Best Described by a Monogamy Model. *FRONT ECOL EVOL* **10**, 855688. [doi:10.3389/fevo.2022.855688](https://doi.org/10.3389/fevo.2022.855688)
- Temu SE, Nahonyo CL, **East ML**, Moehlman PD (2022): Diet of the Golden Jackal (*Canis aureus*) and Silver-Backed Jackal (*Canis mesomelas*) in the Southern Part of the Serengeti Ecosystem, Tanzania: A Comparative Study. *TANZ J SCI* **48**, 773–784. [doi:10.4314/tjs.v48i4.5](https://doi.org/10.4314/tjs.v48i4.5)
- Treu G**, Sinding MHS, **Czirják GÁ**, Dietz R, Gräff T, **Krone O**, Marquard-Petersen U, Mikkelsen JB, Schulz R, Sonne C, Søndergaard J, Sun J, Zubrod J, Eulaers I (2022): An assessment of mercury and its dietary drivers in fur of Arctic wolves from Greenland and High Arctic Canada. *SCI TOTAL ENVIRON* **838**, 156171. [doi:10.1016/j.scitotenv.2022.156171](https://doi.org/10.1016/j.scitotenv.2022.156171)
- Turner WC, Périquet S, Goelst CE, Vera KB, Cameron EZ, Alexander KA, Belant JL, Cloete CC, du Preez P, Getz WM, Hetem RS, Kamath PL, Kasaona MK, Mackenzie M, Mendelsohn J, Mfunne JKE, Muntifering JR, **Portas R**, Scott HA, Strauss WM, Versfeld W, **Wachter B**, Wittemyer G, Kilian JW (2022): Africa's drylands in a changing world: Challenges for wildlife conservation under climate and land-use changes in the Greater Etosha Landscape. *GLOB ECOL CONSERV* **38**, e02221. [doi:10.1016/j.gecco.2022.e02221](https://doi.org/10.1016/j.gecco.2022.e02221)
- Vallejo-Vargas AF, Sheil D, Semper-Pascual A, Beaudrot L, Ahumada JA, Akampurira E, Bitariho R, Espinosa S, Estienne V, Jansen PA, Kayijamahe C, Martin EH, Lima MGM, **Mugerwa B**, Rovero F, Salvador J, Santos F, Spironello WR, Uzabaho E, Bischof R (2022): Consistent diel activity patterns of forest mammals among tropical regions. *NAT COMMUN* **13**, 7102. [doi:10.1038/s41467-022-34825-1](https://doi.org/10.1038/s41467-022-34825-1)
- Vays V, Vangeli I, Eldarov C, Popkov V, **Holtze S**, **Hildebrandt TB**, Averina O, Zorov D, Bakeeva L (2022): Unique features of the tissue structure in the Naked Mole Rat (*Heterocephalus glaber*): Hypertrophy of the endoplasmic reticulum and spatial mitochondrial rearrangements in hepatocytes. *INT J MOL SCI* **23**, 9067. [doi:10.3390/ijms23169067](https://doi.org/10.3390/ijms23169067)
- Vincze O, Vágási CI, Péntzes J, Szabó K, Magonyi NM, **Czirják GÁ**, Pap PL (2022): Sexual dimorphism in immune function and oxidative physiology across birds: the role of sexual selection. *ECOL LETT* **25**, 958–970. [doi:10.1111/ele.13973](https://doi.org/10.1111/ele.13973)
- Vlaschenko A, Kravchenko K, Yatsiuk Y, Hukov V, **Kramer-Schadt S**, **Radchuk V** (2022): Bat assemblages are shaped by land cover types and forest age: A case study from eastern Ukraine. *FORESTS* **13**, 1732. [doi:10.3390/f13101732](https://doi.org/10.3390/f13101732)
- Voigt CC**, Kaiser K, Look S, Scharnweber K, **Scholz C** (2022): Wind turbines without curtailment produce large numbers of bat fatalities throughout their lifetime: A call against ignorance and neglect. *GLOB ECOL CONSERV* **37**, e02149. [doi:10.1016/j.gecco.2022.e02149](https://doi.org/10.1016/j.gecco.2022.e02149)
- Voigt CC**, **Scherer C**, Runkel V (2022): Modelling the power of acoustic monitoring to predict bat fatalities at wind turbines. *CONSERV SCI PRACT* **4**, e12841. [doi:10.1111/csp2.12841](https://doi.org/10.1111/csp2.12841)

Volodina EV, Volodin IA, **Frey R** (2022): Male impala (*Aepyceros melampus*) vocal activity throughout the rutting period in Namibia: Daily and hourly patterns. *AFR J ECOL* **60**, 95–99. [doi:10.1111/aje.12923](https://doi.org/10.1111/aje.12923)

Wagner F, Ruf I, Lehmann T, Hofmann R, **Ortmann S**, **Schiffmann C**, Hiller M, Stefen C, Stuckas H (2022): Reconstruction of evolutionary changes in fat and toxin consumption reveals associations with gene losses in mammals: a case study for the lipase inhibitor PNLIPRP1 and the xenobiotic receptor NR1I3. *J EVOL BIOL* **35**, 225–239. [doi:10.1111/jeb.13970](https://doi.org/10.1111/jeb.13970)

Weinberg M*, Mazar O*, Rachum A, Chen X, Goutnik S, Lifshitz N, Winter-Livneh R, **Czirják GÁ**, Yovel Y (2022): Seasonal challenges of tropical bats in temperate zones. *SCI REP* **12**, 16869. [doi:10.1038/s41598-022-21076-9](https://doi.org/10.1038/s41598-022-21076-9)

Weyrich A, **Guerrero-Altamirano T**, **Yasar S**, **Czirják G**, **Wachter B**, **Fickel J** (2022): First Steps towards the Development of Epigenetic Biomarkers. *LIFE-BASEL* **12**, 920. [doi:10.3390/life12060920](https://doi.org/10.3390/life12060920)

Wilson KS, Li D, Valentine I, McNeilly A, Girling S, Li R, Zhou Y, Vanhaecke L, Colin Duncan W, **Wauters J** (2022): The novel use of urinary androgens to optimize detection of the fertile window in giant pandas. *REPROD FERTILITY* **3**, 122–132. [doi:10.1530/RAF-22-0031](https://doi.org/10.1530/RAF-22-0031)

Wilting A, **Nguyen TV**, **Axtner J**, **Nguyen A**, **Schmidt A**, Le M, Nguyen AHQ, Rawson BM, **Tilker A**, **Fickel J** (2022): Creating genetic reference datasets: Indirect sampling of target species using terrestrial leeches as sample “collectors”. *ENVIRON DNA* **4**, 311–325. [doi:10.1002/edn3.256](https://doi.org/10.1002/edn3.256)

Wolf JM, Jeschke JM, **Voigt CC**, Itescu Y (2022): Urban affinity and its associated traits: A global analysis of bats. *GLOB CHANGE BIOL* **28**, 5667–5682. [doi:10.1111/gcb.16320](https://doi.org/10.1111/gcb.16320)

Wong ST, **Guharajan R**, Petrus A, Jubili J, **Lietz R**, Abrams JF, Hon J, Alen LH, Ting NTK, Wong GTN, Tchin LT, Bijack NJC, **Kramer-Schadt S**, **Wilting A**, **Sollmann R** (2022): How do terrestrial wildlife communities respond to small-scale *Acacia* plantations embedded in harvested tropical forest? *ECOL EVOL* **12**, e9337. [doi:10.1002/ece3.9337](https://doi.org/10.1002/ece3.9337)

Zahmel J, Skalborg Simonsen K, Stagegaard J, Palma-Vera SE, **Jewgenow K** (2022): Current state of in vitro embryo production in African lion (*Panthera leo*). *ANIMALS* **12**, 1424. [doi:10.3390/ani12111424](https://doi.org/10.3390/ani12111424)

Zhang H, Bednář L, **Heitlinger E**, Hartmann S, Rausch S (2022): Whip- and pinworm infections elicit contrasting effector and distinct regulatory responses in wild house mice. *INT J PARASIT* **52**, 519–524. [doi:10.1016/j.ijpara.2022.03.006](https://doi.org/10.1016/j.ijpara.2022.03.006)

Ziegler U, Bergmann F, Fischer D, Müller K, Holicki CM, Sadeghi B, Sieg M, Keller M, Schwehn R, Reuschel M, Fischer L, **Krone O**, Rinder M, Schütte K, Schmidt V, Eiden M, Fast C, Günther A, Globig A, Conraths FJ, Staubach C, Brandes F, Lierz M, Korbelt R, Vahlenkamp TW, Groschup MH (2022): Spread of West Nile Virus and Usutu Virus in the German bird population, 2019–2020. *MICROORGANISMS* **10**, 807. [doi:10.3390/microorganisms10040807](https://doi.org/10.3390/microorganisms10040807)

Zywitza V, Frahm S, Krueger N, Weise A, **Goeritz F**, **Hermes R**, **Holtze S**, Colleoni S, Galli C, Drukker M, **Hildebrandt TB**, Diecke S (2022): Induced pluripotent stem cells and cerebral organoids from the critically endangered Sumatran rhinoceros. *ISCIENCE* **25**, 105414. [doi:10.1016/j.isci.2022.105414](https://doi.org/10.1016/j.isci.2022.105414)

Zywitza V, Rusha E, Shaposhnikov D, Ruiz-Orera J, Telugu N, Rishko V, Hayashi M, Michel G, Wittler L, Stejskal J, **Holtze S**, **Göriz F**, **Hermes R**, Wang J, Izsvák Z, Colleoni S, Lazzari G, Galli C, **Hildebrandt TB**,

Hayashi K, Diecke S, Drukker M (2022): Naïve-like pluripotency to pave the way for saving the northern white rhinoceros from extinction. *SCI REP* **12**, 3100. [doi:10.1038/s41598-022-07059-w](https://doi.org/10.1038/s41598-022-07059-w)

2021

Abrams JF, Sollmann R, Mitchel SL, Struebig MJ, **Wilting A** (2021): Occupancy-based diversity profiles: Capturing biodiversity complexities while accounting for imperfect detection. *ECOGRAPHY* **44**, 975–986. [doi:10.1111/ecog.05577](https://doi.org/10.1111/ecog.05577)

Alcade JT, Jimenez M, Brila I, Vintulis V, **Voigt CC**, Pētersons G (2021): Transcontinental 2200km migration of a Nathusius' pipistrelle (*Pipistrellus nathusii*) across Europe. *MAMMALIA* **85**, 161–163. [doi:10.1515/mammalia-2020-0069](https://doi.org/10.1515/mammalia-2020-0069)

Alfano N, **Dayaram A**, **Axtner J**, Tsangaras K, **Kampmann ML**, **Mohamed A**, **Wong ST**, Gilbert MTP, **Wilting A**, **Greenwood AD** (2021): Non-invasive surveys of mammalian viruses using environmental DNA. *METHODS ECOL EVOL* **12**, 1941–1952. [doi:10.1111/2041-210X.13661](https://doi.org/10.1111/2041-210X.13661)

Alquezar-Planas DE, **Löber U**, Cui P, Quedenau Q, Chen W, **Greenwood AD** (2021): DNA sonication in-verse PCR for genome scale analysis of uncharacterized flanking sequences. *METHODS ECOL EVOL* **12**, 182–195. [doi:10.1111/2041-210X.13497](https://doi.org/10.1111/2041-210X.13497)

Arslan Ş, Akyol A, **Mengüllüoğlu D** (2021): The comeback of wolves in mid-western Anatolia. *CANID BIOL CONSERV* **23**, 18–19.

Asad S, **Abrams JF**, **Guharajan R**, Lagan P, Kissing J, Sikui J, **Wilting A**, Rödel MO (2021): Amphibian responses to conventional and reduced impact logging. *FOR ECOL MANAGE* **484**, 118949. [doi:10.1016/j.foreco.2021.118949](https://doi.org/10.1016/j.foreco.2021.118949)

Ayllón D, Railsback SF, Gallagher C, Augusiak J, Baveco H, Berger U, Charles S, Martin R, Focks A, Galic N, Liu C, van Loon EE, Nabe-Nielsen J, Piou C, Polhill JG, Preuss TG, **Radchuk V**, Schmolke A, Stadnicka-Michalak J, Thorbek P, Grimm V (2021): Keeping modelling notebooks with TRACE: Good for you and good for environmental research and management support. *ENVIRON MODELL SOFTW* **136**, 104932. [doi:10.1016/j.envsoft.2020.104932](https://doi.org/10.1016/j.envsoft.2020.104932)

Azevedo A, **Bailey L**, Bandeira V, Fonseca C, **Wauters J**, **Jewgenow K** (2021): Decreasing glucocorticoid levels toward the expansion front suggest ongoing expansion in a terrestrial mammal. *CONSERV PHYSIOL* **9**, coab050. [doi:10.1093/conphys/coab050](https://doi.org/10.1093/conphys/coab050)

Badry A, Schenke D, Treu G, **Krone O** (2021): Linking landscape composition and biological factors with exposure levels of rodenticides and agrochemicals in avian apex predators from Germany. *ENVIRON RES* **193**, 110602. [doi:10.1016/j.envres.2020.110602](https://doi.org/10.1016/j.envres.2020.110602)

Bajerski F, Bürger A, Glasmacher B, Keller ERJ, **Müller K**, **Mühdorfer K**, Nagel M, Rüdell H, Müller T, Schenkel J, Overmann J (2021): What factors affect the presence of microorganisms in cryotanks? – A culture-independent approach to assess potential microbial colonization of liquid nitrogen storage tanks. *CRYOBIOLOGY* **103**, 161. [doi:10.1016/j.cryobiol.2021.11.020](https://doi.org/10.1016/j.cryobiol.2021.11.020)

Bashawat M, Hensel B, **Müller K**, Schulze M (2021): Cooled storage of semen from livestock animals (Part II): Camelids, goats, and sheep. *ANIM REPROD SCI* **234**, 106855. [doi:10.1016/j.anireprosci.2021.106855](https://doi.org/10.1016/j.anireprosci.2021.106855)

Bastianelli ML, **Premier J**, Herrmann M, Anile S, Monterroso P, Kuemmerle T, Dormann CF, Streif S, Jerosch S, Götz M, Simon O, Moleón M, Gil-Sánchez JM, Biró Z, Dekker J, Severon A, Krannich A, Hupe K, Germain E, Pontier D, Janssen R, Ferreras P, Díaz-Ruiz F, López-Martín JM, Urra F, Bizzarri L, Bertos-Martín E, Dietz M, Trinzen M, Ballesteros-Duperón E, Barea-Azcón JM, Sforzi A, Lazarine-Pouille M, Heurich M (2021): Survival and cause-specific mortality of European wildcat (*Felis silvestris*) across Europe. BIOL CONSERV **261**, 109239. [doi:10.1016/j.biocon.2021.109239](https://doi.org/10.1016/j.biocon.2021.109239)

Bedolla Y, Masello JF, Aguirre-Munoz A, Lavaniegos B, **Voigt CC**, Gomez-Gutierrez J, Sanchez-Velasco L, Robinson CJ, Quillfeldt P (2021): Year-round niche segregation of three sympatric *Hydrobates* storm petrels from Northwest Mexico, eastern Pacific. MAR ECOL PROG SER **664**, 207–225. [doi:10.3354/meps13645](https://doi.org/10.3354/meps13645)

Behr F, **Fritsch G**, Collet S, Ghani N, Cocchiararo B, Knorr K, Müller T, Freuling C, Sprenger J, **Szentiks CA** (2021): Unusual case of automutilation in a free-ranging grey wolf (*Canis lupus*). FORENSIC SCI INT ANIM ENVIRON **1**, 100019. [doi:10.1016/j.fsiae.2021.100019](https://doi.org/10.1016/j.fsiae.2021.100019)

Biasseti P, de Mori B (2021): The ethical matrix as a tool for decision-making process in conservation. FRONT ENVIRON SCI **9**, 584636. [doi:10.3389/fenvs.2021.584636](https://doi.org/10.3389/fenvs.2021.584636)

Biasseti P, Ferrante L, Bonelli M, Manenti R, Scaccini D, de Mori B (2021): Value-conflicts in the conservation of a native species: A case study based on the endangered white-clawed crayfish in Europe. REND LINCEI-SCI FIS NAT **32**, 389–406. [doi:10.1007/s12210-021-00987-1](https://doi.org/10.1007/s12210-021-00987-1)

Bingjian R, Schmid M, Scheiner M, Mollenkopf HJ, Lucius R, **Heitlinger E**, Gupta N (2021): *Toxoplasma* and *Eimeria* co-opt the host cFos expression for intracellular development in mammalian cells. COMP STRUCT BIOTECHNOL J **19**, 719–731. [doi:10.1016/j.csbj.2020.12.045](https://doi.org/10.1016/j.csbj.2020.12.045)

Brandes S, Sicks F, **Berger A** (2021): Behaviour classification on giraffes (*Giraffa camelopardalis*) using machine learning algorithms on tri-axial acceleration data of two commonly used GPS-devices and its possible application for their management and conservation. SENSORS **21**, 2229. [doi:10.3390/s21062229](https://doi.org/10.3390/s21062229)

Braude S*, **Holtze S***, Begall S, Brenmoehl J, Burda H, Dammann P, Del Marmol D, Gorshkova E, Henning Y, Hoeflich A, Höhn A, Jung T, Hamo D, Sahm A, Shebzukhov Y, Šumbera R, Miwa S, Vyssokikh MY, von Zglinicki T, Averina O, **Hildebrandt TB** (2021): Surprisingly long survival of premature conclusions about naked mole-rat biology. BIOL REV **96**, 376–393. [doi:10.1111/brv.12660](https://doi.org/10.1111/brv.12660)

Bruckermann T, Greving H, **Schumann A**, **Stillfried M**, **Börner K**, **Kimmig SE**, **Hagen R**, **Brandt M**, Harms U (2021): To know about science is to love it? Unraveling cause-effect relationships between knowledge and attitudes toward science in citizen science on urban wildlife ecology. J RES SCI TEACH **58**, 1179–1202. [doi:10.1002/tea.21697](https://doi.org/10.1002/tea.21697)

Bueno de Mesquita CP, Nichols LM, Gebert MJ, Vanderburgh C, Bocksberger G, Lester JD, Kalan AK, Dieguez P, McCarthy MS, Agbor A, Álvarez Varona P, Ayimisin AE, Bessone M, Chancellor R, Cohen H, Coup-land C, Deschner T, Egbe VE, Goedmakers A, Granjon AC, Grueter CC, Head J, Hernandez-Aguilar AR, Jeffery KJ, Jones S, Kadam P, Kaiser M, Lapuente J, Larson B, Marrocoli S, Morgan D, **Mugerwa B**, Mulindahabi F, Neil E, Niyigaba P, Pacheco L, Piel AK, Robbins MM, Rundus A, Sanz CM, Sciaky L, Sheil D, Sommer V, Stewart FA, Ton E, van Schijndel J, Vergnes V, Wessling EG, Wittig RM, Yuh YG, Yurkiw K, Zuberbühler K, Gogarten JF, Heintz-Buschart A, Muellner-Riehl AN, Boesch C, Kühl HS, Fierer N, Arandjelovic

M, Dunn RR (2021): Structure of chimpanzee gut microbiomes across tropical Africa. *MSYSTEMS* **6**, e01269-20. [doi:10.1128/mSystems.01269-20](https://doi.org/10.1128/mSystems.01269-20)

Burnik-Sturm M, Smith S, Ganbaatar O, Buuveibaatar B, Balint B, Payne JC, Voigt CC, Kaczensky P (2021): Isotope analysis combined with DANN barcoding provide new insights into the dietary niche of khulan in the Mongolian Gobi. *PLOS ONE* **16**, e0248294. [doi:10.1371/journal.pone.0248294](https://doi.org/10.1371/journal.pone.0248294)

Caccavo JA, Christiansen H, Constable AJ, Ghigliotti L, Treblico R, Brooks CM, Cotte C, Desvignes T, Dornan T, Jones CD, Koubbi P, Saunders RA, Strobel A, Vacchi M, Van de Putte AP, Walters A, Waluda CM, Woods B, Xavier JC (2021): Productivity and change in fish and squid in the Southern Ocean. *FRONT ECOL EVOL* **9**, 624918. [doi:10.3389/fevo.2021.624918](https://doi.org/10.3389/fevo.2021.624918)

Caccavo JA, Raclot T, Poupart T, Ropert-Coudert Y, Angelier F (2021): Anthropogenic activities are associated with shorter telomeres in chicks of Adélie penguin (*Pygoscelis adeliae*). *POLAR BIOL* **44**, 1391–1399. [doi:10.1007/s00300-021-02892-7](https://doi.org/10.1007/s00300-021-02892-7)

Chakravarty R, Mohan R, Voigt CC, Krishnan A, Radchuk V (2021): Functional diversity of Himalayan bat communities declines at high elevation without the loss of phylogenetic diversity. *SCI REP* **11**, 22556. [doi:10.1038/s41598-021-01939-3](https://doi.org/10.1038/s41598-021-01939-3)

Clark AT, Arnoldi JF, Zelnik YR, Barabas G, Hodapp D, Karakoç C, König S, Radchuk V, Donohue I, Huth A, Jacquet C, de Mazancourt C, Mentges A, Nothaaß D, Shoemaker LG, Taubert F, Wiegand T, Wang S, Chase JM, Loreau M, Harpole S (2021): General statistical scaling laws for stability in ecological systems. *ECOL LETT* **24**, 1474–1486. [doi:10.1111/ele.13760](https://doi.org/10.1111/ele.13760)

Colombo M, Zahmel J, Binder C, Herbel J, Luvoni GC, Jewgenow K (2021): Ovary cold storage and shipment affect oocyte yield and cleavage rate of cat immature vitrified oocytes. *CRYOBIOLOGY* **98**, 181–186. [doi:10.1016/j.cryobiol.2020.11.003](https://doi.org/10.1016/j.cryobiol.2020.11.003)

Culina A, Adriaensen F, Bailey LD, Burgess MD, ..., Visser ME (2021): Connecting the data landscape of long-term ecological studies: The SPI-Birds data hub. *J ANIM ECOL* **90**, 2147–2160. [doi:10.1111/1365-2656.13388](https://doi.org/10.1111/1365-2656.13388)

Davidian E, Wachter B, Heckmann I, Dehnhard M, Hofer H, Höner OP (2021): The interplay between social rank, physiological constraints and investment in courtship in male spotted hyenas. *FUNCT ECOL* **35**, 635–649. [doi:10.1111/1365-2435.13733](https://doi.org/10.1111/1365-2435.13733)

Dayaram A, Seeber P, Courtiol A, Soilemetzidou S, Tsangaras K, Franz M, McEwen G, Azab W, Kaczensky P, Melzheimer J, East M, Ganbaatar O, Walzer C, Osterrieder N, Greenwood AD (2021): Seasonal host and ecological drivers may promote restricted water as a viral vector. *SCI TOTAL ENVIRON* **733**, 145446. [doi:10.1016/j.scitotenv.2021.145446](https://doi.org/10.1016/j.scitotenv.2021.145446)

Dayaram A, Seeber P, Greenwood AD (2021): Environmental detection and potential transmission of equine herpesviruses. *PATHOGENS* **10**, 423. [doi:10.3390/pathogens10040423](https://doi.org/10.3390/pathogens10040423)

De Mori B, Spiriti MM, Pollastri I, Normando S, Biasetti P, Florio D, Andreucci F, Colleoni S, Galli C, Göritz F, Hermes R, Holtze S, Lazzari G, Seet S, Zwilling J, Stejskal J, Mutisya S, Ndeereh D, Ngulu S, Vigne R, Hildebrandt TB (2021): An Ethical Assessment Tool (ETHAS) to evaluate the application of assisted reproductive technologies in mammals' conservation: The case of the northern white rhinoceros (*Ceratotherium simum cottoni*). *ANIMALS* **11**, 312. [doi:10.3390/ani11020312](https://doi.org/10.3390/ani11020312)

Del Marmol D, **Holtze S**, **Kichler N**, Sahm A, Bihin B, Bourguignon V, Dogné S, Szafranski K, **Hildebrandt TB**, Flamion B (2021): Abundance and size of hyaluronan in naked mole-rat tissues and plasma. *SCI REP* **11**,7951. [doi:10.1038/s41598-021-86967-9](https://doi.org/10.1038/s41598-021-86967-9)

Dheer A, **Davidian E**, Jacobs MH, Ndorosa J, **Straka TM**, **Höner OP** (2021): Emotions and cultural importance predict the acceptance of large carnivore management strategies by Maasai pastoralists. *FRONT CONSERV SCI* **2**, 691975. [doi:10.3389/fcosc.2021.691975](https://doi.org/10.3389/fcosc.2021.691975)

Diemer J, Hahn J, Goldenbogen B, **Müller K***, Klipp E* (2021): Sperm migration in the genital tract – In silico experiments identify key factors for reproductive success. *PLOS COMPUT BIOL* **17**, e1009109. [doi:10.1371/journal.pcbi.1009109](https://doi.org/10.1371/journal.pcbi.1009109)

Dulsat-Masvidal M, Lourenço R, Lacorte S, D'Amico M, Albayrak T, Andevski J, Aradis A, Baltag E, Berger-Tal O, Berny P, Choresh Y, Duke G, Espín S, García-Fernández AJ, Gómez-Ramírez P, Hallgrimsson GT, Jaspers V, Johansson U, Kovacs A, **Krone O**, Leivits M, Martínez-López E, Mateo R, Movalli P, Sánchez-Virosta P, Shore RF, Valkama J, Vrezec A, Xirouchakis S, Walker LA, Wernham C (2021): A review of constraints and solutions for collecting raptor samples and contextual data for a European raptor biomonitoring facility. *SCI TOTAL ENVIRON* **793**, 148599. [doi:10.1016/j.scitotenv.2021.148599](https://doi.org/10.1016/j.scitotenv.2021.148599)

Eisenberg T, Gronow S, Falgenhauer J, Imirzalioglu C, **Mühldorfer K**, Rau J, Blom J, Fawzy A, Glaeser SP, Kämpfer P (2021): *Sneathia vaginalis* sp. nov. (Fusobacteriales, Leptotrichiaceae) as a replacement of the species '*Sneathia amnii*' Harwich *et al.* 2012 and '*Leptotrichia amnionii*' Shukla *et al.* 2002, and emended description of *Sneathia* Collins *et al.* 2001. *INT J SYST EVOL MICROBIOL* **71**. [doi:10.1099/ij-sem.0.004663](https://doi.org/10.1099/ij-sem.0.004663)

Engler M, van der Horst Y, **Merling de Chapa M**, **Krone O** (2021): How much to carry? Implications of maximum load carrying capacity for prey use of urban and rural northern goshawks *Accipiter gentilis*. *BIRD STUD* **68**, 433–442. [doi:10.1080/00063657.2022.2103097](https://doi.org/10.1080/00063657.2022.2103097)

Esmaeili S, Jesmer BR, Albeke SE, Aikens EO, Schoenecker KA, King SRB, Abrahms B, Buuveibaatar B, Beck JL, Boone RB, Cagnacci F, Chamailé-Jammes S, Chimeddorj B, Cross PC, Dejid N, Enkhbyar J, Fischhoff IR, Ford AT, Jenks K, Hemami MR, Hennig JD, Ito TY, Kaczensky P, Kauffman MJ, Linnell JDC, Lkhagvasuren B, McEvoy JF, **Melzheimer J**, Merkle JA, Mueller T, Muntifering J, Mysterud A, Olson KA, Panzacchi M, Payne JC, Pedrotti L, Rauset GR, Rubenstein DI, Sawyer H, Scasta JD, Signer J, Songer M, Stabach JA, Stapleton S, Strand O, Sundaresan SR, Usukhjargal D, Uuganbayar G, Fryxell JM, Goheen JR (2021): Body size and digestive system shape resource selection by ungulates: A cross-taxa test of the forage maturation hypothesis. *ECOL LETT* **24**, 2178–2191. [doi:10.1111/ele.13848](https://doi.org/10.1111/ele.13848)

Espín S, Andevski J, Duke G, Eulaers I, Gómez-Ramírez P, Hallgrimsson GT, Helander B, Herzke D, Jaspers VLB, **Krone O**, Lourenço R, María-Mojica P, Martínez-López E, Mateo R, Movalli P, Sánchez-Virosta P1, Shore RF, Sonne C, van den Brink NW, van Hattum B, Vrezec A, Wernham C, García-Fernández AJ (2021): A schematic sampling protocol for contaminant monitoring in raptors. *AMBIO* **50**, 95–100. [doi:10.1007/s13280-020-01341-9](https://doi.org/10.1007/s13280-020-01341-9)

Fernandez-Gonzalez L, Huebinger J, **Jewgenow K** (2021): Comparison of different materials for self-pressurized vitrification of feline oocytes-first results. *ANIMALS* **11**, 1314. [doi:10.3390/ani11051314](https://doi.org/10.3390/ani11051314)

Fernandez-Gonzalez L, Kozhevnikova V, Brusentsev, **Jänsch S**, Amstislavsky S, **Jewgenow K** (2021): IGF-I medium supplementation improves singly cultured cat oocyte maturation and embryo development in vitro. *ANIMALS* **11**, 1909. [doi:10.3390/ani11071909](https://doi.org/10.3390/ani11071909)

Ferreira SCM, Veiga MM, Hofer H, East ML*, Czirják GÁ* (2021): Non-invasively measured immune responses reflect current parasite infections in a wild carnivore and are linked to longevity. *ECOL EVOL* **11**, 7685–7699. [doi:10.1002/ece3.7602](https://doi.org/10.1002/ece3.7602)

Fischer M, **Stillfried M**, Coulson G, Sutherland D, **Kramer-Schadt S**, di Stefano J (2021): Spatial and temporal responses of swamp wallabies to roads in a human-modified landscape. *WILDLIFE BIOL* **2021**, wlb.00691. [doi:10.2981/wlb.00691](https://doi.org/10.2981/wlb.00691)

Frey R, Wyman MT, Johnston M, Schofield M, Locatelli Y, Reby D (2021): Roars, groans and moans: Anatomical correlates of vocal diversity in polygynous deer. *J ANAT* **239**, 1336–1369. [doi:10.1111/joa.13519](https://doi.org/10.1111/joa.13519)

Fritze M, Puechmaille SJ, Costantini D, **Fickel J, Voigt CC*, Czirják GÁ*** (2021): Determinants of defence strategies of a hibernating European bat species towards the fungal pathogen *Pseudogymnoascus destructans*. *DEV COMP IMMUNOL* **119**, 104017. [doi:10.1016/j.dci.2021.104017](https://doi.org/10.1016/j.dci.2021.104017)

Fritze M, Puechmaille SJ, **Fickel J, Czirják GÁ, Voigt CC** (2021): A rapid, in-situ minimally-invasive technique to assess infections with *Pseudogymnoascus destructans* in bats. *ACTA CHIROPT* **23**, 259–270. [doi:10.3161/15081109ACC2021.23.1.022](https://doi.org/10.3161/15081109ACC2021.23.1.022)

Frölich K, **Lieckfeldt D**, Jandowsky A, Lucht M, **Ludwig A** (2021): Is the markhor (*Capra falconeri*) the ancestor of domestic Girgentana goats? *ZOOL GARTEN NF* **89**, 93–101.

Giese L, Melzheimer J, Bockmühl D, Wasiolka B, Rast W, Berger A, Wachter B (2021): Using machine learning for remote behaviour classification—verifying acceleration data to infer feeding events in free-ranging cheetahs. *SENSORS* **21**, 5426. [doi:10.3390/s21165426](https://doi.org/10.3390/s21165426)

Gray TNE, Belecky M, O’Kelly HJ, Rao M, Roberts O, **Tilker A**, Signs M, Yoganand K (2021): Understanding and solving the South-East Asian snaring crisis. *THE ECOLOGICAL CITIZEN* **4**, 129–141.

Grimm-Seyfarth A, Harms W, **Berger A** (2021): Detection dogs in nature conservation: A database on their worldwide deployment with a review on breeds used and their performance compared to other methods. *METHODS ECOL EVOL* **12**, 568–579. [doi:10.1111/2041-210X.13560](https://doi.org/10.1111/2041-210X.13560)

Guharajan R, Mohamed A, Wong ST, Niedballa J, Petrus A, Jubili J, Lietz R, Clements GR, Wong WM, Kissing J, Lagan P, **Wilting A** (2021): Sustainable forest management is vital for the persistence of sun bear *Helarctos malayanus* populations in Sabah, Malaysian Borneo. *FOR ECOL MANAGE* **493**, 119270. [doi:10.1016/j.foreco.2021.119270](https://doi.org/10.1016/j.foreco.2021.119270)

Hagen R, Kühl N, Hanewinkel M, Suchant R (2021): Number and height of unbrowsed saplings are more appropriate than the proportion of browsed saplings for predicting silvicultural regeneration success. *ANN FOR SCI* **78**, 21. [doi:10.1007/s13595-021-01034-7](https://doi.org/10.1007/s13595-021-01034-7)

Hagen R, Ortmann S, Elliger A, Arnold J (2021): Advanced roe deer (*Capreolus capreolus*) parturition date in response to climate change. *ECOSPHERE* **12**, e03819. [doi:10.1002/ecs2.3819](https://doi.org/10.1002/ecs2.3819)

Hayashi K, Cesare G, Diecke S, **Hildebrandt TB** (2021): Artificially produced gametes in mice, humans and other species. *REPROD FERTIL DEV* **33**, 91–101. [doi:10.1071/RD20265](https://doi.org/10.1071/RD20265)

Heger T, Aguilar-Trigueros AG, Bartram I, Braga RR, Dietl GP, Enders M, Gibson DJ, Gomez Aparicio L, **Gras P**, Jax K, Lokatis S, Lortie CJ, Mupepele AC, Schindler S, Starrfelt J, Synodinos AD, Jeschke JM

(2021): The hierarchy-of-hypotheses approach: A synthesis method for enhancing theory development in ecology and evolution. BIOSCIENCE **71**, 337–349. [doi:10.1093/biosci/biaa130](https://doi.org/10.1093/biosci/biaa130)

Hein A, Baumgartner K, von Fersen L, Bechshoft T, Woelfing B, Kirschbaum C, Mastromonaco G, **Greenwood AD**, Siebert U (2021): Analysis of hair steroid hormones in polar bears (*Ursus maritimus*) via liquid chromatography–tandem mass spectrometry: comparison with two immunoassays and application for longitudinal monitoring in zoos. GEN COMP ENDOCRINOL **310**, 113837. [doi:10.1016/j.ygcen.2021.113837](https://doi.org/10.1016/j.ygcen.2021.113837)

Helander B, **Krone O**, Räikkönen J, Sundbom M, Ågren A, Bignert A (2021): Major lead exposure from hunting ammunition in eagles from Sweden. SCI TOTAL ENVIRON **795**, 148799. [doi:10.1016/j.scitotenv.2021.148799](https://doi.org/10.1016/j.scitotenv.2021.148799)

Hensel B*, Jakop U*, **Scheinflug K***, Schröter F, Sandmann M, **Mühldorfer K**, Schulze M (2021): Low temperature preservation: influence of putative bioactive microalgae and hop extracts on sperm quality and bacterial load in porcine semen. SUSTAIN CHEM PHARM **19**, 100359. [doi:10.1016/j.scp.2020.100359](https://doi.org/10.1016/j.scp.2020.100359)

Hermes R, Balfanz F, Haderthauer S, Dungal E, **Hildebrandt TB**, Schwarzenberger F (2021): Ovulation induction in greater one-horned rhinoceros (*Rhinoceros unicornis*). FRONT VET SCI **8**, 657284. [doi:10.3389/fvets.2021.657284](https://doi.org/10.3389/fvets.2021.657284)

Hildebrandt TB, **Hermes R**, **Göritz F**, Appeltant R, Colleoni S, de Mori B, Diecke S, Drukker M, Galli C, Hayashi K, Lazzari G, Loi P, Payne J, Renfree M, **Seet S**, Stejskal J, Swegen A, Williams SA, Zainuddin ZZ, **Holtze S** (2021): The ART of bringing extinction to a freeze – history and future of species conservation, exemplified by rhinos. THERIOGENOLOGY **169**, 76–88. [doi:10.1016/j.theriogenology.2021.04.006](https://doi.org/10.1016/j.theriogenology.2021.04.006)

Hildebrandt TB*, **Holtze S***, **Biasseti P**, Colleoni S, de Mori B, Diecke S, **Göritz F**, Hayashi K, Hayashi M, **Hermes R**, Kariuki L, Lazzari G, Mijele D, Mutisya S, Ndeereh D, Ngulu S, **Seet S**, **Zwilling J**, Zywitzka V, Stejskal J, Galli C (2021): Conservation research in times of COVID-19 – the rescue of the northern white rhino. J APPL ANIM ETHICS RES **11**, 16–37. [doi:10.1163/25889567-BJA10009](https://doi.org/10.1163/25889567-BJA10009)

Holtze S, Gorshkova E, Braude S, Cellerino A, Damman P, **Hildebrandt TB**, Hoeflich A, Hoffmann S, Koch P, Tozzini ET, Skulachev M, Sklulachev VP, Sahn A (2021): Alternative animal models of ageing research. FRONT MOL BIOSCI **8**, 660959. [doi:10.3389/fmolb.2021.660959](https://doi.org/10.3389/fmolb.2021.660959)

Horn J, Becher MA, Johst K, Kennedy PJ, Osborne JL, **Radchuk V**, Grimm V (2021): Honey bee colony performance affected by crop diversity and farmland structure: a modeling framework. ECOL APPL **31**, 302216. [doi:10.1002/eap.2216](https://doi.org/10.1002/eap.2216)

Hryciuk MM, **Jewgenow K**, **Braun BC** (2021): Cloprostenol, a synthetic analogue of prostaglandin F2 α , induces functional regression in cultured luteal cells of felids. BIOL REPROD **105**, 137–147. [doi:10.1093/biolre/ioab070](https://doi.org/10.1093/biolre/ioab070)

Hryciuk MM, **Jewgenow K**, **Braun BC** (2021): Luteinizing hormone effect on luteal cells is dependent on the corpus luteum stage in felids. ANIMALS **11**, 179. [doi:10.3390/ani11010179](https://doi.org/10.3390/ani11010179)

Jäkel H, **Scheinflug K**, **Mühldorfer K**, Gianluppi R, Lucca MS, Mellagi APG, Bortolozzo FP, Waberski D (2021): *In vitro* performance and *in vivo* fertility of antibiotic-free preserved boar semen stored at 5 °C. J ANIM SCI BIOTECHNOL **12**, 9. [doi:10.1186/s40104-020-00530-6](https://doi.org/10.1186/s40104-020-00530-6)

- Jenikejew J, **Wauters J**, **Dehnhard M**, Scheumann M (2021): The female effect – how female receptivity influences faecal testosterone metabolite levels, socio-positive behaviour and vocalization in male southern white rhinoceroses. *CONSERV PHYSIOL* **9**, coab026. [doi:10.1093/conphys/coab026](https://doi.org/10.1093/conphys/coab026)
- Jesus SA**, Doherr MG, **Hildebrandt TB** (2021): Elephant endotheliotropic herpesvirus impact in the European Asian elephant (*Elephas maximus*) population: Are heritability and zoo-associated factors linked with mortality? *ANIMALS* **11**, 2816. [doi:10.3390/ani11102816](https://doi.org/10.3390/ani11102816)
- Jo KW, Ferreira de Oliveira-Filho E, Rasche A, **Greenwood AD**, Osterrieder K, Drexler JF (2021): Potential zoonotic sources of SARS CoV 2 infections. *TRANSBOUND EMERG DIS* **68**, 1824–1834. [doi:10.1111/tbed.13872](https://doi.org/10.1111/tbed.13872)
- Kehoe S**, **Jewgenow K**, Johnston PR, Mbedi S, **Braun BC** (2021): Signalling pathways and mechanistic cues highlighted by transcriptomic analysis of primordial, primary, and secondary ovarian follicles in domestic cat. *SCI REP* **11**, 2683. [doi:10.1038/s41598-021-82051-4](https://doi.org/10.1038/s41598-021-82051-4)
- Klein K, Jaeger S, **Melzheimer J**, **Wachter B**, **Hofer H**, Baltabayev A, Schreiber F (2021): Visual analytics of sensor movement data for cheetah behaviour analysis. *J VIS.* [doi:10.1007/s12650-021-00742-6](https://doi.org/10.1007/s12650-021-00742-6)
- Kofler B, Wanek W, **Voigt CC**, Schulze CH (2021): Evidence for seasonal changes in population structure of Reed Buntings (*Emberiza schoeniclus*) in the Lake Neusiedl region: A stable isotope approach. *J ORNITHOL* **162**, 421–433. [doi:10.1007/s10336-021-01855-3](https://doi.org/10.1007/s10336-021-01855-3)
- Kohl C, Brinkmann A, Radonić A, Dabrowski PW, **Mühldorfer K**, Nitsche A, **Wibbelt G**, Kurth A (2021): The virome of European bats: comparing virus discovery approaches. *SCI REP* **11**, 7430. [doi:10.1038/s41598-021-86435-4](https://doi.org/10.1038/s41598-021-86435-4)
- Krücken J, **Czirják GÁ**, Ramünke S, **Serocki M**, **Heinrich SK**, **Melzheimer J**, Costa C, **Hofer H**, Aschenborn OHK, Barker NA, Capodanno S, Madeira de Carvalho L, von Samson-Himmelstjerna G, **East ML**, **Wachter B** (2021): Genetic diversity of vector-borne pathogens in spotted and brown hyenas from Namibia and Tanzania differ in relation to ecological conditions rather than host taxonomy. *PARASITES VECTORS* **14**, 328. [doi:10.1186/s13071-021-04835-x](https://doi.org/10.1186/s13071-021-04835-x)
- Kruszynski C**, **Bailey L**, **Courtiol A**, Bach L, Bach P, Göttische Ma, Göttische Mi, Hill R, **Lindecke O**, Mattes H, Pommeranz H, **Popa-Lisseanu AG**, Seebens-Hoyer A, Tichomirowa M, **Voigt CC** (2021): Identifying migratory pathways of Nathusius' pipistrelles (*Pipistrellus nathusii*) using stable hydrogen and strontium isotopes. *RAPID COMMUN MASS SPECTROM* **35**, e9031. [doi:10.1002/rcm.9031](https://doi.org/10.1002/rcm.9031)
- Kürschner T**, **Scherer C**, **Radchuk V**, Blaum N, **Kramer-Schadt S** (2021): Movement can mediate temporal mismatches between resource availability and biological events in host–pathogen interactions. *ECOL EVOL* **11**, 5728–5741. [doi:10.1002/ece3.7478](https://doi.org/10.1002/ece3.7478)
- Kutzer P, **Szentiks CA**, Bock S, **Fritsch G**, Magyar T, Schulze C, Semmler T, Ewers C (2021): Re-emergence and spread of haemorrhagic septicaemia in Germany: The wolf as a vector? *MICROORGANISMS* **9**, 1999. [doi:10.3390/microorganisms9091999](https://doi.org/10.3390/microorganisms9091999)
- Lawson B, Neimanis A, Lavazza A, López-Olvera JR, Tavernier P, Billinis C, Duff P, Mladenov DT, Rijks JM, Savić S, **Wibbelt G**, Ryser-Degiorgis MP, Kuiken T (2021): How to start up a national wildlife health surveillance programme. *ANIMALS* **11**, 2543. [doi:10.3390/ani11092543](https://doi.org/10.3390/ani11092543)

Librado P, Khan N, Fages A, ..., **Ludwig A**, ..., Orlando L (2021): The origins and spread of domestic horses from the Western Eurasian steppes. *NATURE* **598**, 634–640. [doi:10.1038/s41586-021-04018-9](https://doi.org/10.1038/s41586-021-04018-9)

Lindecke O, Holland RA, Pētersons G, **Voigt CC** (2021): Corneal sensitivity is required for orientation in free-flying migratory bats, *COMMUN BIOL* **4**, 522. [doi:10.1038/s42003-021-02053-w](https://doi.org/10.1038/s42003-021-02053-w)

Lindshield SM, Rothman JM, **Ortmann S**, Pruetz JD (2021): Western chimpanzees (*Pan troglodytes verus*) access a nutritionally balanced, high energy, and abundant food, baobab (*Adansonia digitata*) fruit, with extractive foraging and reingestion. *AM J PRIMATOL* **83**, e23307. [doi:10.1002/ajp.23307](https://doi.org/10.1002/ajp.23307)

Lucchesi S, Cheng L, Wessling EG, Kambale B, Lokasola AL, **Ortmann S**, Surbeck M (2021): Importance of subterranean fungi in the diet of bonobos in Kokolopori. *AM J PRIMATOL* **83**, e23308. [doi:10.1002/ajp.23308](https://doi.org/10.1002/ajp.23308)

Malishev M, **Kramer-Schadt S** (2021): Movement, models, and metabolism: Individual-based energy budget models as next-generation extensions for predicting animal movement outcomes across scales. *ECOL MODEL* **441**, 109413. [doi:10.1016/j.ecolmodel.2020.109413](https://doi.org/10.1016/j.ecolmodel.2020.109413)

Marescot L, **Franz M**, **Benhaiem S**, **Hofer H**, **Scherer C**, **East ML**, **Kramer-Schadt S** (2021): ‘Keeping the kids at home’ can limit the persistence of contagious pathogens in social animals. *J ANIM ECOL* **90**, 2523–2535. [doi:10.1111/1365-2656.13555](https://doi.org/10.1111/1365-2656.13555)

Marucci G, Zullino I, Bertuccini L, Camerini S, Cecchetti S, Pietrantoni A, Casella M, Vatta P, **Greenwood AD**, Fiorillo A, Lalle M (2021): Re-discovery of *Giardavirus*: genomic and functional Analysis of viruses from *Giardia duodenalis* isolates. *BIOMEDICINES* **9**, 654. [doi:10.3390/biomedicines9060654](https://doi.org/10.3390/biomedicines9060654)

McEwen GK, **Alquezar-Planas DE**, **Dayaram A**, Gillett A, Tarlinton R, Mongan N, Chappell KJ, Henning J, Tan M, Timms P, Young PR, Roca AL, **Greenwood AD** (2021): Retroviral integrations contribute to elevated host cancer rates during germline invasion. *NAT COMMUN* **12**, 1316. [doi:10.1038/s41467-021-21612-7](https://doi.org/10.1038/s41467-021-21612-7)

Mengüllüoğlu D, Ambarlı H, Barlow A, Paijmans JLA, Sayar AO, Emir H, Kandemir İ, **Hofer H**, **Fickel J**, **Förster DW** (2021): Mitogenome phylogeny including data from additional subspecies provides new insights into the historical biogeography of the Eurasian lynx *Lynx lynx*. *GENES* **12**, 1216. [doi:10.3390/genes12081216](https://doi.org/10.3390/genes12081216)

Mengüllüoğlu D, Edwards S, **Hofer H**, **Berger A** (2021): Female and male Eurasian lynx have distinct spatial tactics at different life-history stages in a high-density population. *ECOL EVOL* **11**, 10432–10445. [doi:10.1002/ece3.7846](https://doi.org/10.1002/ece3.7846)

Menzel AC, **Krone O** (2021): Using regurgitated pellets from white-tailed sea-eagles as noninvasive samples to assess lead exposure caused by hunting in Germany. *J RAPTOR RES* **55**, 627–634. [doi:10.3356/JRR-20-52](https://doi.org/10.3356/JRR-20-52)

Merling de Chapa M, **Auls S**, Kenntner N, **Krone O** (2021): To get sick or not to get sick—*Trichomonas* infections in two *Accipiter* species from Germany. *PARASITOL RES* **120**, 3555–3567. [doi:10.1007/s00436-021-07299-1](https://doi.org/10.1007/s00436-021-07299-1)

Milano S, Frahnert S, Hallau A, Töpfer T, Woog F, **Voigt CC** (2021): Isotope record tracks changes in historical wintering ranges of a passerine in sub-Saharan Africa. *GLOB CHANGE BIOL* **27**, 5460–5468. [doi:10.1111/gcb.15794](https://doi.org/10.1111/gcb.15794)

Mohamed A, Sollmann R, **Wong ST**, **Niedballa J**, **Abrams JF**, Kissing J, **Wilting A** (2021): Counting Sunda clouded leopards with confidence: Incorporating individual heterogeneity in density estimates. *ORYX* **55**, 56–65. [doi:10.1017/S0030605318001503](https://doi.org/10.1017/S0030605318001503)

Monecke S, Feßler AT, Burgold-Voigt S, Krüger H, **Mühldorfer K**, **Wibbelt G**, Liebler-Tenorio EM, Reinicke M, Braun SD, Hanke D, Diezel C, Müller E, Loncaric I, Schwarz S, Ehrlich R (2021): *Staphylococcus aureus* isolates from Eurasian beavers (*Castor fiber*) carry a novel phage-borne bicomponent leukocidin related to the Panton-Valentine leukocidin. *SCI REP* **11**, 24394. [doi:10.1038/s41598-021-03823-6](https://doi.org/10.1038/s41598-021-03823-6)

Moreno K*, Weinberg M*, Harten L, Salinas Ramos VB, Herrea MLG, **Czirják GÁ****, Yovel Y** (2021): Sick bats stay home alone: Social distancing during the acute phase response in Egyptian fruit bats (*Rousettus aegyptiacus*). *ANN NY ACAD SCI* **1505**, 178–190. [doi:10.1111/nyas.14600](https://doi.org/10.1111/nyas.14600)

Mosto MC, Cassini GH, Picasso MJB, **Krone O** (2021): Grasping behavior in the white-tailed sea eagle (Accipitridae, Aves) explained by muscle architecture. *J ZOOLOG* **314**, 234–244. [doi:10.1111/jzo.12876](https://doi.org/10.1111/jzo.12876)

Mukherjee P, Burgio G, **Heitlinger E** (2021): Dual RNA sequencing meta-analysis in *Plasmodium* infection identifies host-parasite interactions. *MSYSTEMS* **6**, e00182-21. [doi:10.1128/mSystems.00182-21](https://doi.org/10.1128/mSystems.00182-21)

Nguyen A, **Tilker A**, Le D, Le HV, Le SV, Luu TH, Tran BV, **Wilting A** (2021): New records and southern range extension of the Annamite striped rabbit *Nesolagus timminsi* in Vietnam. *MAMMALIA* **85**, 417–425. [doi:10.1515/mammalia-2020-0189](https://doi.org/10.1515/mammalia-2020-0189)

Nguyen AT, **Tilker A**, **Nguyen TV**, Le M (2021): Camera-trap records of muntjac in the lowlands of Hue Saola Nature Reserve, central Vietnam. *DEER SPECIALIST GROUP NEWSLETTER* **32**, 37–47.

Nguyen TV, **Tilker A**, **Nguyen A**, **Hörig L**, **Axtner J**, **Schmidt A**, Le M, Nguyen AHQ, Rawson BM, **Wiltling A**, **Fickel J** (2021): Using terrestrial leeches to assess the genetic diversity of an elusive species: The Annamite striped rabbit *Nesolagus timminsi*. *ENVIRON DNA* **3**, 780–791. [doi:10.1002/edn3.182](https://doi.org/10.1002/edn3.182)

Ohmer MEB, Costantini D, **Czirják GÁ**, Downs CJ, Ferguson LV, Flies A, Franklin CE, Kayigwe A, Knutie S, Richards-Zawacki CL, Cramp RL (2021): Applied ecoimmunology: Using immunological tools to improve conservation efforts in a changing world. *CONSERV PHYSIOL* **9**, coab074. [doi:10.1093/conphys/coab074](https://doi.org/10.1093/conphys/coab074)

Olarte-Castillo XA, dos Remédios J, **Heeger F**, **Hofer H**, **Karl S**, **Greenwood AD**, **East ML** (2021): The virus-host interface: Molecular interactions of *Alphacoronavirus-1* variants from wild and domestic hosts with mammalian aminopeptidase N. *MOL ECOL* **30**, 2607–2625. [doi:10.1111/mec.15910](https://doi.org/10.1111/mec.15910)

Pajmans JLA, Barlow A, Becker MS, Cahill JA, **Fickel J**, **Förster DWG**, Gries K, Hartmann S, Havmøller RW, Henneberger K, Kern C, Kitchener AC, Lorenzen ED, Westbury MV, Mayer F, O'Brien SJ, von Seth J, Sinding MHS, Spong G, Uphyrkina O, **Wachter B**, Dalén L, Bhak J, Manica A, Hofreiter M (2021): African and Asian leopards are highly differentiated at the genomic level. *CURR BIOL* **31**, 1872–1882.e5. [doi:10.1016/j.cub.2021.03.084](https://doi.org/10.1016/j.cub.2021.03.084)

Palmero S, Belotti E, Bufka L, Gahbauer M, Heibl C, **Premier J**, Weingarh-Dachs K, Heurich M (2021): Demography of a Eurasian lynx (*Lynx lynx*) population within a strictly protected area in Central Europe. *SCI REP* **11**, 19868. [doi:10.1038/s41598-021-99337-2](https://doi.org/10.1038/s41598-021-99337-2)

Pham LK, Tran BV, Le QT, Nguyen TT, **Voigt CC** (2021): Description of echolocation call parameters for urban bats in Vietnam as a step towards a more integrated acoustic monitoring of urban wildlife in Southeast Asia. DIVERSITY-BASEL **13**, 18. [doi:10.3390/d13010018](https://doi.org/10.3390/d13010018)

Planillo A, Fiechter L, Sturm U, Voigt-Heucke S, **Kramer-Schadt S** (2021): Citizen science data for urban planning: Comparing different sampling schemes for modelling urban bird distribution. LANDSC URBAN PLAN **211**, 104098. [doi:10.1016/j.landurbplan.2021.104098](https://doi.org/10.1016/j.landurbplan.2021.104098)

Planillo A, **Kramer-Schadt S**, Buchholz S, **Gras P**, von der Lippe M, **Radchuk V** (2021): Arthropod abundance modulates bird community responses to urbanization. DIVERS DISTRI **27**, 34–49. [doi:10.1111/ddi.13169](https://doi.org/10.1111/ddi.13169)

Portas R, Aschenborn OHK, **Melzheimer J**, Le Roux M, Uiseb KH, **Czirják GÁ**, **Wachter B** (2021): GPS telemetry reveals a zebra with anthrax as putative cause of death from three cheetahs in the Namib Desert. FRONT VET SCI **8**, 714758. [doi:10.3389/fvets.2021.714758](https://doi.org/10.3389/fvets.2021.714758)

Premier J, Gahbauer M, Leibl F, Heurich M (2021): In-situ feeding as a new management tool to conserve orphaned Eurasian lynx (*Lynx lynx*). ECOL EVOL **11**, 2963–2973. [doi:10.1002/ece3.7261](https://doi.org/10.1002/ece3.7261)

Pretzlaff I, **Radchuk V**, Turner JM, Dausmann KH (2021): Flexibility in thermal physiology and behaviour allows body mass maintenance in hibernating hazel dormice. J ZOO **314**, 1–11. [doi:10.1111/jzo.12862](https://doi.org/10.1111/jzo.12862)

Rasche A, Lehmann F, Goldmann N, Nagel M, Moreira-Soto A, Nobach D, de Oliveira Carneiro I, Osterrieder N, **Greenwood AD**, Steinmann E, Lukashev AN, Schuler G, Glebe D, Drexler JF, and the Equid HBV Consortium (2021): A novel hepatitis B virus causes chronic 1 infections in equids worldwide. PROC NATL ACAD SCI USA **118**, e2013982118. [doi:10.1073/pnas.2013982118](https://doi.org/10.1073/pnas.2013982118)

Rhie A, McCarthy SA, Fedrigo O, Damas J, Formenti G, Koren S, **Uliano-Silva M**, ..., Jarvis ED (2021): Towards complete and error-free genome assemblies of all vertebrate species. NATURE **592**, 737–746. [doi:10.1038/s41586-021-03451-0](https://doi.org/10.1038/s41586-021-03451-0)

Rissmann M, Lenk M, Stoek F, **Szentiks CA**, Eiden M, Groschup MH (2021): Replication of Rift Valley Fever Virus in amphibian and reptile-derived cell lines. PATHOGENS **10**, 681. [doi:10.3390/pathogens10060681](https://doi.org/10.3390/pathogens10060681)

Rocha R, Aziz SA, Brook CE, Carvalho WD, Cooper-Bohannon R, Frick WF, Huang JCC, Kingston T, López-Baucells A, Maas B, Mathews F, Medellín RA, Olival KJ, Peel AJ, Plowright RK, Razgour O, Rebelo H, Rodrigues L, Rossiter SJ, Russo D, **Straka TM**, Teeling EC, Treuer T, **Voigt CC**, Webala PW (2021): Bat conservation and zoonotic disease risk: a research agenda to prevent misguided persecution in the aftermath of COVID-19. ANIM CONSERV **24**, 303–307. [doi:10.1111/acv.12636](https://doi.org/10.1111/acv.12636)

Santos PD, Ziegler U, Szillat K, **Szentiks CA**, Strobel B, Skuballa J, Merbach S, Grothmann P, Tews BA, Beer M, Höper D (2021): In action – An early warning system for the detection of unexpected or novel pathogens. VIRUS EVOL **7**, veab085. [doi:10.1093/ve/veab085](https://doi.org/10.1093/ve/veab085)

Schabacker T, **Lindecke O**, Rizzi S, **Marggraf L**, Pētersons G, **Voigt CC**, **Snijders L** (2021): In situ novel environment assay reveals acoustic exploration as repeatable behavioral response in migratory bats. SCI REP **11**, 8174. [doi:10.1038/s41598-021-87588-y](https://doi.org/10.1038/s41598-021-87588-y)

- Schanzer S, Kröner E, **Wibbelt G**, Koch M, Kiefer A, Bracher F, Müller C (2021): Miniaturized multiresidue method for the analysis of pesticides and persistent organic pollutants in non-target wildlife animal liver tissues using GC-MS/MS. CHEMOSPHERE **279**, 130434. [doi:10.1016/j.chemosphere.2021.130434](https://doi.org/10.1016/j.chemosphere.2021.130434)
- Schares G, Joeres M, Rachel F, Tuschy M, **Czirják GÁ**, Maksimov P, Conraths FJ, **Wachter B** (2021): Molecular analysis suggests that Namibian cheetahs (*Acinonyx jubatus*) are definitive hosts of a so far undescribed Besnoitia species. PARASITES VECTORS **14**, 201. [doi:10.1186/s13071-021-04697-3](https://doi.org/10.1186/s13071-021-04697-3)
- Schnitzler JG, Das K, Wohlsein P, Kuiken T, **Ludwig A**, **Lieckfeldt D**, Phan C, Phay S, Siebert U (2021): The Irrawaddy dolphin, Orcaella brevirostris from the Mekong river Cambodia: Preliminary health and toxicological investigations. AQUAT TOXICOL **234**, 105812. [doi:10.1016/j.aquatox.2021.105812](https://doi.org/10.1016/j.aquatox.2021.105812)
- Schulze M, Mohammadpour F, Schröter F, Jakop U, Hönicke H, Hasenfuss T, Henne H, **Schön J**, **Müller K** (2021): Suitability of semen stress tests for predicting fertilizing capacity of boar ejaculates. THERIOGENOLOGY **176**, 73–81. [doi:10.1016/j.theriogenology.2021.09.024](https://doi.org/10.1016/j.theriogenology.2021.09.024)
- Schuster RK, **Wibbelt G** (2021): Redescription of *Serratospiculum seurati* Bain & Mawson, 1981 (Nematoda; Diplostriaenidae) from Peregrine falcon (*Falco peregrinus* Tunstall, 1771). PARASITOL RES **120**, 941–948. [doi:10.1007/s00436-020-07017-3](https://doi.org/10.1007/s00436-020-07017-3)
- Sharma B, **Chakravarty R**, Acharya PR (2021): The first record of European free-tailed bat Tadarida teniotis (Rafinesque, 1814) and note on probable elevational movement from Nepal. J ASIA-PACIFIC BIODIVERS **14**, 248–253. [doi:10.1016/j.japb.2021.02.001](https://doi.org/10.1016/j.japb.2021.02.001)
- Sheraliev B, Rozimov A, **Ludwig A**, Peng Z (2021): Rediscovery of rare shovelnose sturgeons in the Amu Darya River, Uzbekistan. ORYX **55**, 332. [doi:10.1017/S0030605321000211](https://doi.org/10.1017/S0030605321000211)
- Shu L, **Ludwig A**, Peng Z (2021): Environmental DNA metabarcoding primers for freshwater fish detection and quantification: In silico and in tanks. ECOL EVOL **11**, 8281–8294. [doi:10.1002/ece3.7658](https://doi.org/10.1002/ece3.7658)
- Stiegler J, Kiemel K, Hering R, Ullmann W, Strigl L, Eccard J, **Ortmann S**, Fischer C, Blaum N (2021): Seed traits matter – endozoochoric dispersal through a pervasive mobile linker. ECOL EVOL **11**, 18477–18491. [doi:10.1002/ece3.8440](https://doi.org/10.1002/ece3.8440)
- Straka TM**, Greving H, **Voigt CC** (2021): The effects of bat photographs on emotions, attitudes, intentions, and wildlife value orientations. HUM DIMENS WILDL **26**, 596–603. [doi:10.1080/10871209.2020.1864068](https://doi.org/10.1080/10871209.2020.1864068)
- Straka TM, von der Lippe M, **Voigt CC**, Gandy M, Kowarik I, Buchholz S (2021): Light pollution impairs urban nocturnal pollinators but less so in areas with high tree cover. SCI TOTAL ENVIRON **778**, 146244. [doi:10.1016/j.scitotenv.2021.146244](https://doi.org/10.1016/j.scitotenv.2021.146244)
- Suginato NA, **Dehnhard M**, Newman C, Macdonald DW, Buesching CD (2021): A non-invasive method to assess the reproductive status of the European badger (*Meles meles*) from urinary sex-steroid metabolites. GEN COMP ENDOCRINOL **301**, 113655. [doi:10.1016/j.yggen.2020.113655](https://doi.org/10.1016/j.yggen.2020.113655)
- Tatler J, **Currie SE**, Cassey P, Scharf A, Roshier D, Prowse TAA (2021): Accelerometer informed time-energy budgets reveal the importance of temperature to the activity of a wild, arid zone canid. MOV ECOL **9**, 11. [doi:10.1186/s40462-021-00246-w](https://doi.org/10.1186/s40462-021-00246-w)

- Tee TL, van Manen FT, **Kretzschmar P**, Sharp SP, Wong ST, Gadas S, Ratnayeke S (2021): Anthropogenic edge effects in habitat selection by sun bears in a protected area. *WILDLIFE BIOL* **2021**, wlb.00776. [doi:10.2981/wlb.00776](https://doi.org/10.2981/wlb.00776)
- Terranova M, Eggerschwiler L, **Ortmann S**, Clauss M, Kreuzer M, Schwarm A (2021): Increasing the proportion of hazel leaves in the diet of dairy cows reduced methane yield and excretion of nitrogen in volatile form, but not milk yield. *ANIM FEED SCI TECHNOL* **276**, 114790. [doi:10.1016/j.anifeedsci.2020.114790](https://doi.org/10.1016/j.anifeedsci.2020.114790)
- Tonnabel J, Klein EK, Ronce O, Oddou-Muratorio S, Rousset F, Olivieri I, **Courtiol A***, Mignot A* (2021): Sex-specific spatial variation in fitness in the highly dimorphic *Leucadendron rubrum*. *MOL ECOL* **30**, 1721–1735. [doi:10.1111/mec.15833](https://doi.org/10.1111/mec.15833)
- Totikov A, Tomarovsky A, Prokopov D, Yakupova A, Bulyonkova T, **Derezanin L**, Rasskazov D, Wolfsberger WW, Koepfli KP, Oleksyk TK, Kliver S (2021): Chromosome-level genome assemblies expand capabilities of genomics for conservation biology. *GENES* **12**, 1336. [doi:10.3390/genes12091336](https://doi.org/10.3390/genes12091336)
- Tran DV, Viet DP, Tien TV, **Nguyen A**, Van CP, **Tilker A** (2021): New records of the forest musk deer *Moschus berezovskii* in Viet Nam revealed by camera-traps. *ORYX* **55**, 494–495. [doi:10.1017/S0030605321000569](https://doi.org/10.1017/S0030605321000569)
- Van der Weijden VA, Bick JT, Bauersachs S, Rüegg AB, **Hildebrandt TB**, **Goeritz F**, **Jewgenow K**, Giesbertz P, Daniel H, Derisoud E, Chavatte-Palmer P, Bruckmaier RM, Drews B, Ulbrich SE (2021): Amino acids activate mTORC1 to release roe deer embryos from decelerated proliferation during diapause. *PROC NATL ACAD SCI USA* **118**, e2100500118. [doi:10.1073/pnas.2100500118](https://doi.org/10.1073/pnas.2100500118)
- Vartak N, Guenther G, Joly F, Damle-Vartak A, **Wibbelt G**, **Fickel J**, Joers S, Begher-Tibbe B, Friebel A, Wansing K, Ghallab A, Rosselin M, Boissier N, Vignon-Clementel I, Hedberg C, Geisler F, **Hofer H**, Jansen P, Hoehme S, Drasdo D, Hengstler JG (2021): Intravital dynamic and correlative imaging reveals diffusion dominated canalicular and flow-augmented ductular bile flux. *HEPATOLOGY* **73**, 1531–1550. [doi:10.1002/hep.31422](https://doi.org/10.1002/hep.31422)
- Vays V, Vangely I, Eldarov C, **Holtze S**, **Hildebrandt T**, Bakeeva L, Skulachev V (2021): Progressive reorganization of mitochondrial apparatus in aging skeletal muscle of naked mole rats (*Heterocephalus glaber*) as revealed by electron microscopy: potential role in continual maintenance of muscle activity. *AGING-US* **13**, 24524–24541. [doi:10.18632/aging.203720](https://doi.org/10.18632/aging.203720)
- Voigt CC** (2021): Insect fatalities at wind turbines as biodiversity sinks. *CONSERV SCI PRACT* **3**, e336. [doi:10.1111/csp2.366](https://doi.org/10.1111/csp2.366)
- Voigt CC**, Dekker J, Fritze M, Gazaryan S, Hoelker F, Jones G, **Lewanzik D**, Limpens HJGA, Mathews F, Rydell J, Spoelstra K, Zagmaister M (2021): The impact of light pollution on bats varies according to foraging guild and habitat context. *BIOSCIENCE* **71**, 1103–1109. [doi:10.1093/biosci/biab087](https://doi.org/10.1093/biosci/biab087)
- Voigt CC**, Russo D, Runkel V, Goerlitz HR (2021): Limitations of acoustic monitoring at wind turbines to evaluate fatality risk of bats. *MAMMAL REV* **51**, 559–570. [doi:10.1111/mam.12248](https://doi.org/10.1111/mam.12248)
- Volodin IA, Volodina EV, **Frey R** (2021): Rutting vocal display in male impala (*Aepyceros melampus*) and overlap with alarm context. *FRONT ZOOLOG* **18**, 2. [doi:10.1186/s12983-020-00383-9](https://doi.org/10.1186/s12983-020-00383-9)

Volodin IA, Volodina EV, **Frey R**, Karaseva KD, Kirilyuk VE (2021): Daurian pika (*Ochotona dauurica*) alarm calls: Individual acoustic variation in a lagomorph with audible through ultrasonic vocalizations. J MAMMAL **102**, 947–959. [doi:10.1093/jmammal/gyab048](https://doi.org/10.1093/jmammal/gyab048)

Walz M, Höflich C, Walz C, Ohde D, Brenmoehl J, Sawitzky M, Vernunft A, Zettl UK, **Holtze S**, **Hildebrandt TB**, Wolf E, Hoeflich A (2021): Development of a Sensitive Bioassay for the Analysis of IGF-Related Activation of AKT/mTOR Signaling in Biological Matrices. CELLS **10**, 482. [doi:10.3390/cells10030482](https://doi.org/10.3390/cells10030482)

Westbury MV, Le Duc D, Duchêne DA, Krishnan A, Prost S, Rutschmann S, Grau JH, Dalen L, **Weyrich A**, Norén K, Werdelin L, Dalerum F, Schöneberg T, Hofreiter M (2021): Ecological specialisation and evolutionary reticulation in extant Hyaenidae. MOL BIOL EVOL **38**, 3884–3897. [doi:10.1093/molbev/msab055](https://doi.org/10.1093/molbev/msab055)

Wieland R, Ukawa C, Joschko M, Krolczyk A, **Fritsch G**, **Hildebrandt TB**, Schmidt O, Filser J, Jimenez JJ (2021): Use of deep learning for structural analysis of computer tomography images of soil samples. R SOC OPEN SCI **8**, 201275. [doi:10.1098/rsos.201275](https://doi.org/10.1098/rsos.201275)

Wikenros C, **Gicquel M**, Zimmermann B, Flagstad Ø, Åkesson M (2021): Age at first reproduction in wolves: different patterns of density dependence for females and males. PROC R SOC B **288**, 20210207. [doi:10.1098/rspb.2021.0207](https://doi.org/10.1098/rspb.2021.0207)

Zahmel J, **Jänsch S**, **Jewgenow K**, Sandgreen DM, Skalborg Simonsen K, Colombo M (2021): Maturation and fertilization of African lion (*Panthera leo*) oocytes after vitrification. CRYOBIOLOGY **98**, 146–151. [doi:10.1016/j.cryobiol.2020.11.011](https://doi.org/10.1016/j.cryobiol.2020.11.011)

Zucca P, Rossmann MC, Dodic M, Ramma Y, Matsushima T, **Seet S**, **Holtze S**, Bremini A, Fischinger I, Morosetti G, Sitzia M, Furlani R, Greco O, Meddi G, Zambotto P, Meo F, Pulcini S, Palei M, Zamaro G (2021): What do adolescents know about One-Health and zoonotic risks? A school-based survey in Italy, Austria, Germany, Slovenia, Mauritius and Japan. FRONT PUBLIC HEALTH **9**, 230. [doi:10.3389/fpubh.2021.658876](https://doi.org/10.3389/fpubh.2021.658876)

2020

Arantes LS, Ferreira LCL, **Driller M**, Filho FPMR, **Mazzoni CJ**, Santos FR (2020): Genomic evidence of recent hybridization between sea turtles at Abrolhos Archipelago and its association to low reproductive output. SCI REP **10**, 12847. [doi:10.1038/s41598-020-69613-8](https://doi.org/10.1038/s41598-020-69613-8)

Arantes LS, **Vilaça ST**, **Mazzoni CJ**, Santos FR (2020): New genetic insights about hybridization and population structure of hawksbill and loggerhead turtles from Brazil. J HERED **111**, 444–456. [doi:10.1093/jhered/esaa024](https://doi.org/10.1093/jhered/esaa024)

Asad S, **Abrams JF**, **Guharajan R**, Sikui J, **Wilting A**, Rödel MO (2020): Stream amphibian detectability and habitat associations in a reduced impact logging concession in Malaysian Borneo. J HERPETOL **54**, 385–392. [doi:10.1670/19-136](https://doi.org/10.1670/19-136)

Asad S, **Wilting A**, Rödel MO (2020): Possible spatial separation at macro-habitat scales between two congeneric *Psammodynastes* species, including observations of fishing behaviour in *Psammodynastes pictus*. SALAMANDRA **56**, 411–415. [doi:10.13140/RG.2.2.12301.36325](https://doi.org/10.13140/RG.2.2.12301.36325)

Azevedo A, Wauters J, Kirschbaum C, Serra R, Rivas A, **Jewgenow K** (2020): Sex steroids and glucocorticoid ratios in Iberian lynx hair. CONSERV PHYSIOL 8, coaa075. [doi:10.1093/conphys/coaa075](https://doi.org/10.1093/conphys/coaa075)

Badry A, Krone O, Jaspers VLB, Mateo R, García-Fernández A, Leivits M, Shore RF (2020): Towards harmonisation of chemical monitoring using avian apex predators: Identification of key species for pan-European biomonitoring. SCI TOTAL ENVIRON 731, 139198. [doi:10.1016/j.scitotenv.2020.139198](https://doi.org/10.1016/j.scitotenv.2020.139198)

Bailey LD, Kruuk LEB, Allen R, Clayton M, Stein J, Gardner JL (2020): Using different body size measures can lead to different conclusions about the effects of climate change. J BIOGEOGR 47, 1687–1697. [doi:10.1111/jbi.13850](https://doi.org/10.1111/jbi.13850)

Bajerski F, Bürger A, Glasmacher B, Keller ERJ, **Müller K, Mühldorfer K**, Nagel M, Rüdell H, Müller T, Schenkel J, Overmann J (2020): Factors determining microbial colonization of liquid nitrogen storage tanks used for archiving biological samples. APPL MICROBIOL BIOTECHNOL 104, 131–144. [doi:10.1007/s00253-019-10242-1](https://doi.org/10.1007/s00253-019-10242-1)

Balard A, Jarquín-Díaz VH, Jost J, Martincová I, Ďureje L, Piálek J, Macholán M, de Bellocq JG, Baird SJE, **Heitlinger E** (2020): Intensity of infection with intracellular *Eimeria* spp. and pinworms is reduced in hybrid mice compared to parental subspecies. J EVOL BIOL 33, 435–448. [doi:10.1111/jeb.13578](https://doi.org/10.1111/jeb.13578)

Balard A, Jarquín-Díaz VH, Jost J, Mittné V, Böhning F, Ďureje L, Piálek J, **Heitlinger E** (2020): Coupling between tolerance and resistance for two related *Eimeria* parasite species. ECOL EVOL 10, 13938–13948. [doi:10.1002/ece3.6986](https://doi.org/10.1002/ece3.6986)

Barnett R, Westbury MV, Sandoval-Velasco M, Viera FG, Jeon S, Zazula G, Martin MD, Ho SYW, Mather N, Gopalakrishnan S, Ramos-Madrugal J, de Manuel M, Zepeda-Mendoza ML, Antunes A, Baez AC, de Cahsan B, Larson G, O'Brien SJO, Eizirik E, Johnson WE, Koepfli KP, **Wilting A, Fickel J**, Dalén L, Lorenzen ED, Marques-Bonet T, Hansen AJ, Zhang G, Bhak J, Yamaguchi N, Gilbert MTP (2020): Genomic adaptations and evolutionary history of the extinct scimitar-toothed cat, *Homotherium latidens*. CURR BIOL 30, 5018–5025. [doi:10.1016/j.cub.2020.09.051](https://doi.org/10.1016/j.cub.2020.09.051)

Barrow P, Dujardin JD, Fasel N, **Greenwood AD**, Osterrrieder N, Lomonosoff G, Fiori PL, Atterbury R, Rossi M, Lalle M (2020): Viruses of protozoan parasites and viral therapy: Is the time now right? VIROL J 17, 142. [doi:10.1186/s12985-020-01410-1](https://doi.org/10.1186/s12985-020-01410-1)

Barthel LMF, Wehner D, Schmidt A, Berger A, Hofer H, Fickel J (2020): Unexpected gene-flow in urban environments: The example of the European hedgehog. ANIMALS 10, 2315. [doi:10.3390/ani10122315](https://doi.org/10.3390/ani10122315)

Bashawat M, Braun BC, Müller K (2020): Cell survival after cryopreservation of dissociated testicular cells from feline species. CRYOBIOLOGY 97, 191–197. [doi:10.1016/j.cryobiol.2020.03.001](https://doi.org/10.1016/j.cryobiol.2020.03.001)

Becker DJ, Albery GF, Kessler MK, Lunn T, Falvo CA, **Czirják GÁ**, Martin LB, Plowright RK (2020): Macroimmunology: The drivers and consequences of spatial patterns in wildlife immune defense. J ANIM ECOL 89, 972–995. [doi:10.1111/1365-2656.13166](https://doi.org/10.1111/1365-2656.13166)

Berger A, Barthel LMF, Rast W, Hofer H, Gras P (2020): Urban hedgehog behavioural responses to temporary habitat disturbance versus permanent fragmentation. ANIMALS 10, 2109. [doi:10.3390/ani10112109](https://doi.org/10.3390/ani10112109)

- Berger A, Lozano B, Barthel LMF**, Schubert N (2020): Moving in the dark – Evidence for an influence of artificial light at night on the movement behaviour of European hedgehogs (*Erinaceus europaeus*). ANIMALS **10**, 1306. [doi:10.3390/ani10081306](https://doi.org/10.3390/ani10081306)
- Bohleber P, Casado M, Ashworth K, Baker CA, Belcher A, **Caccavo JA**, Jenkins HE, Satterthwaite E, Spolaor A, Winton VHL (2020): Successful practice in early career networks: insights from the polar sciences. ADV GEOSCI **53**, 1–14. [doi:10.5194/adgeo-53-1-2020](https://doi.org/10.5194/adgeo-53-1-2020)
- Bonnot NC*, Courriot O*, **Berger A**, Cagnacci F, Ciuti S, De Groeve J, Gehr B, Heurich M, Kjellander P, Kröschel M, Morellet N, Soennichsen L, Hewison AJM (2020): Fear of the dark? Contrasting impacts of humans versus lynx on diel activity of roe deer across Europe. J ANIM ECOL **89**, 132–145. [doi:10.1111/1365-2656.13161](https://doi.org/10.1111/1365-2656.13161)
- Brasier MJ, McCormack S, Bax N, **Caccavo JA**, Cavan E, Ericson JA, Figuerola B, Hancock A, Halfter S, Hellesey N, Höfer J, Puskic PS, de Oliveira CS, Subramaniam RC, Wallis J, Weldrick CK (2020): Overcoming the obstacles faced by early career researchers in marine science: Lessons from the Marine Ecosystem Assessment for the Southern Ocean. FRONT MAR SCI **7**, 692. [doi:10.3389/fmars.2020.00692](https://doi.org/10.3389/fmars.2020.00692)
- Braude S, **Holtze S, Hildebrandt TB**, Koch R (2020): Naked mole-rats do not disperse or deliver pups in correlation with moon phase. AFR J ECOL **58**, 592–595. [doi:10.1111/aje.12721](https://doi.org/10.1111/aje.12721)
- Braun BC, Halaski N, Painer J**, Krause E, **Jewgenow K** (2020): The antioxidative enzyme SOD2 is important for physiological persistence of *corpora lutea* in lynxes. SCI REP **10**, 3681. [doi:10.1038/s41598-020-60634-x](https://doi.org/10.1038/s41598-020-60634-x)
- Brinkmann A, Kohl C, Radonic A, Dabrowski PW, **Mühldorfer K**, Nitsche A, **Wibbelt G**, Kurth A (2020): First detection of bat-borne Issyk-Kul virus in Europe. SCI REP **10**, 22384. [doi:10.1038/s41598-020-79468-8](https://doi.org/10.1038/s41598-020-79468-8)
- Carneiro D, **Czirják GÁ***, Rowe M* (2020): Innate and adaptive immune proteins in the preen gland secretions of male house sparrows. J AVIAN BIOL **51**, 02556. [doi:10.1111/jav.02556](https://doi.org/10.1111/jav.02556)
- Casado M, Gremion G, Rosenbaum P, **Caccavo JA**, Aho K, Champollion N, Connors SL, Dahood A, Fernandez A, Lizotte M, Mintenbeck K, Poloczanska E, Fugmann G (2020): The benefits to climate science of including early-career scientists as reviewers. GEOSCI COMM **3**, 89–97. [doi:10.5194/gc-3-89-2020](https://doi.org/10.5194/gc-3-89-2020)
- Chero G**, Pradel R, Derville S, Bonneville C, Gimenez O, Garrigue C (2020): Reproductive capacity of an endangered and recovering population of humpback whales in the Southern Hemisphere. MAR ECOL PROG SER **643**, 219–227. [doi:10.3354/meps13329](https://doi.org/10.3354/meps13329)
- Clauss M, Dittmann MT, Vendl C, Hagen KB, Frei S, **Ortmann S**, Müller DWH, Hammer S, Munn AJ, Scharm A, Kreuzer M (2020): Review: Comparative methane production in mammalian herbivores. ANIMAL **14**, s113–s123. [doi:10.1017/S1751731119003161](https://doi.org/10.1017/S1751731119003161)
- Colombo M, **Zahmel J, Jänsch S, Jewgenow K**, Luvoni GC (2020): Inhibition of apoptotic pathways improves DNA integrity but not developmental competence of domestic cat immature vitrified oocytes. FRONT VET SCI **7**, 588334. [doi:10.3389/fvets.2020.588334](https://doi.org/10.3389/fvets.2020.588334)
- Currie SE**, Boonman A, **Troxell S**, Yovel Y, **Voigt CC** (2020): Echolocation at high intensity imposes metabolic costs on flying bats. NAT ECOL EVOL **4**, 1174–1177. [doi:10.1038/s41559-020-1249-8](https://doi.org/10.1038/s41559-020-1249-8)

Dalerum F, Ganswindt A, Palme R, Bettega C, del Mar Delgado M, **Dehnhard M**, Freire S, García González R, Marcos J, Miranda M, Vázquez VM, Sánchez Corominas T, Tuñón Huerta J, Zedrosser A, Ordiz A, Penteriani V (2020): Methodological considerations for using faecal glucocorticoid metabolite concentrations as an indicator of physiological stress in the brown bear (*Ursus arctos*). *PHYSIOL BIOCHEM ZOOL* **93**, 227–234. [doi:10.1086/708630](https://doi.org/10.1086/708630)

Denninger TM, Schwarm A, Dohme-Meier F, Münger A, Bapst B, Wegmann S, Grandl F, Vanlierde A, Sorg D, **Ortmann S**, Clauss M, Kreuzer M (2020): Accuracy of methane emissions predicted from milk mid-infrared spectra and measured by laser methane detectors in Brown Swiss dairy cows. *J DAIRY SCI* **103**, 2024–2039. [doi:10.3168/jds.2019-17101](https://doi.org/10.3168/jds.2019-17101)

Derežanin L, Fickel J, Förster DW (2020): The complete mitochondrial genome of the meerkat (*Suricata suricatta*) and its phylogenetic relationship with other feliform species. *MITOCHONDRIAL DNA PART B-RESOUR* **5**, 1100–1101. [doi:10.1080/23802359.2020.1726221](https://doi.org/10.1080/23802359.2020.1726221)

Deschner T, Hohmann G, **Ortmann S**, Schaeb FS, Behringer V (2020): Urinary total T3 levels as a method to monitor metabolic changes in relation to variation in caloric intake in captive bonobos (*Pan paniscus*). *GEN COMP ENDOCRINOL* **285**, 113290. [doi:10.1016/j.yggen.2019.113290](https://doi.org/10.1016/j.yggen.2019.113290)

Dhellemmes F, Hansen MJ, Bouet SD, Videler JJ, Domenici P, Steffensen JF, **Hildebrandt TB, Fritsch G**, Bach P, Sabarros PS, Krüger A, Kurvers RHJM, Krause J (2020): Oil gland and oil pores in billfishes: In search of a function. *J EXP BIOL* **223**, jeb224956. [doi:10.1242/jeb.224956](https://doi.org/10.1242/jeb.224956)

Ebert T, Painer J, Bergman P, Qureshi AR, Giroud S, Stalder G, Kublickiene K, **Göritz F**, Vetter S, Bieber C, Fröbert O, Arnemo JM, Zedrosser A, Redtenbacher I, Shiels PG, Johnson RJ, Stenvinkel P (2020): Insights in the regulation of trimethylamine N-oxide production using a comparative biomimetic approach suggest a metabolic switch in hibernating bears. *SCI REP* **10**, 20323. [doi:10.1038/s41598-020-76346-1](https://doi.org/10.1038/s41598-020-76346-1)

Edelhoff H, Zachos FE, **Fickel J**, Epp CW, Balkenhol N (2020): Genetic analysis of red deer (*Cervus elaphus*) administrative management units in a human-dominated landscape. *CONSERV GENET* **21**, 261–276. [doi:10.1007/s10592-020-01248-8](https://doi.org/10.1007/s10592-020-01248-8)

Edenborough KM, Mu A, **Mühldorfer K**, Lechner J, Lander A, Bokelmann M, Couacy-Hymann E, Radonic A, Kurth A (2020): Microbiomes in the insectivorous bat species *Mops condylurus* rapidly converge in captivity. *PLOS ONE* **15**, e0223629. [doi:10.1371/journal.pone.0223629](https://doi.org/10.1371/journal.pone.0223629)

Eder S, Bailey LD, Müller K (2020): Equilibration in freezing extender alters in vitro sperm-oviduct binding in the domestic cat (*Felis catus*). *THERIOGENOLOGY* **149**, 79–87. [doi:10.1016/j.theriogenology.2020.03.017](https://doi.org/10.1016/j.theriogenology.2020.03.017)

Eisenberg T, Heydel C, Prenger-Berninghoff E, Fawzy A, Kling U, Akimkin V, Semmler T, **Mühldorfer K**, Kämpfer P, Blom J, Ewers C (2020): *Streptobacillus canis* sp. nov. isolated from a dog. *INT J SYST EVOL MICROBIOL* **70**, 2648–2656. [doi:10.1099/ijsem.0.004086](https://doi.org/10.1099/ijsem.0.004086)

Eldarov CM, Vangely IM, Vays VB, Sheval EV, **Holtze S, Hildebrandt TB**, Kolosova NG, Popkov VA, Plotnikov EY, Zorov DB, Bakeeva LE, Skulachev VP (2020): Mitochondria in the nuclei of rat myocardial cells. *CELLS* **9**, 712. [doi:10.3390/cells9030712](https://doi.org/10.3390/cells9030712)

Enners L, Guse N, Schwemmer P, Chagas A, **Voigt CC**, Garthe S (2020): Foraging ecology and diet of Eurasian spoonbills (*Platalea leucorodia*) in the German Wadden Sea. ESTUAR COAST SHELF SCI **233**, 106539. [doi:10.1016/j.ecss.2019.106539](https://doi.org/10.1016/j.ecss.2019.106539)

Feng S, Stiller J, Deng Y, Armstrong J, Fang Q, Reeve AH, Xie D, Chen G, Guo C, Faircloth BC, Petersen B, Wang Z, Zhou Q, Diekhans M, Chen W, Andreu-Sánchez S, Margaryan A, Howard JT, Parent C, Pacheco G, Sinding MHS, Puetz L, Cavill E, Ribeiro AM, Eckhart L, Fjeldså J, Hosner PA, Brumfield RT, Christidis L, Bertelsen MF, Sicheritz-Ponten T, Tietze DT, Robertson BC, Song G, Borgia G, Claramunt S, Lovette IJ, Cowen SJ, Njoroge P, Dumbacher JP, Ryder OA, Fuchs J, Bunce M, Burt DW, Cracraft J, Meng G, Hackett SJ, Ryan PG, Jönsson KA, Jamieson IG, da Fonseca RR, Braun EL, Houde P, Mirarab S, Suh A, Hansson B, Ponnikas S, Sigeman H, Stervander M, Frandsen PB, van der Zwan H, van der Sluis R, Visser C, Balakrishnan CN, Clark AG, Fitzpatrick JW, Bowman R, Chen N, Cloutier A, Sackton TB, Edwards SV, Foote DJ, Shakya SB, Sheldon FH, Vignal A, Soares AER, Shapiro B, González-Solís J, Ferrer-Obiol J, Rozas J, Riutort M, Tiganis A, Friesen V, Dalén L, Urrutia AO, Székely T, Liu Y, Campana MG, Corvelo A, Fleischer RC, Rutherford KM, Gemmill NJ, Dussex N, Mouritsen H, Thiele N, Delmore K, Liedvogel M, Franke A, Hoepfner MP, **Krone O**, Fudickar AM, Milá B, Ketterson ED, Fidler AE, Friis G, Parody-Merino AM, Battley PF, Cox MP, Barroso Lima NC, Prosdocimi F, Lee Parchman T, Schlinger BA, Loiselle BA, Blake JG, Lim HC, Day LB, Fuxjager MJ, Baldwin MW, Braun MJ, Wirthlin M, Dikow RB, Ryder TB, Camenisch G, Keller LF, Da-Costa JM, Hauber ME, Louder MIM, Witt CC, McGuire JA, Mudge J, Megna LC, Carling MD, Wang B, Taylor SA, Del-Rio G, Aleixo A, Ribeiro Vasconcelos AT, Mello CV, Weir JT, Haussler D, Li Q, Yang H, Wang J, Lei F, Rahbek C, Gilbert MTP, Graves GR, Jarvis ED, Paten B, Zhang G (2020): Dense sampling of bird diversity increases power of comparative genomics. NATURE **587**, 252–257. [doi:10.1038/s41586-020-2873-9](https://doi.org/10.1038/s41586-020-2873-9)

Frey R, Volodin IA, Volodina EV, Efremova KO, **Menges V**, **Portas R**, **Melzheimer J**, **Fritsch G**, Gerlach C, von Dörnberg K (2020): Savannah roars: The vocal anatomy and the impressive rutting calls of male impala (*Aepyceros melampus*) – highlighting the acoustic correlates of a mobile larynx. J ANAT **236**, 398–424. [doi:10.1111/joa.13114](https://doi.org/10.1111/joa.13114)

Fritschi J, Marti H, Seth-Smith HMB, Aeby S, Greub G, Meli ML, Hofmann-Lehmann R, **Mühldorfer K**, Stokar-Regenscheit N, Wiederkehr D, Pilo P, van den Broek P, Borel N (2020): Prevalence and phylogeny of *Chlamydiae* and hemotropic mycoplasma in captive and free-living bats. BMC MICROBIOL **20**, 182. [doi:10.1186/s12866-020-01872-x](https://doi.org/10.1186/s12866-020-01872-x)

Geiser F, Bondarenko A, **Currie SE**, Doty A, Körtner G, Law B, Pavey C, Riek A, Stawski C, Turbill C, Willis C, Brigham M (2020): Hibernation and daily torpor in Australian and New Zealand bats: Does the climate zone matter? AUST J ZOOL **67**, 316–330. [doi:10.1071/ZO20025](https://doi.org/10.1071/ZO20025)

Gerhard AP, Krücken J, **Heitlinger E**, Janssen IJI, Basiaga M, Kornaś S, Beier C, Nielsen MK, Davis RE, Wang J, von Samson-Himmelstjerna G (2020): The P-glycoprotein repertoire of the equine parasitic nematode *Parascaris univalens*. SCI REP **10**, 13586. [doi:10.1038/s41598-020-70529-6](https://doi.org/10.1038/s41598-020-70529-6)

Gicquel M, Sand H, Månsson J, Wallgren M, Wikenros C (2020): Does recolonization of wolves affect moose browsing damage on young Scots pine? FOR ECOL MANAGE **473**, 118298. [doi:10.1016/j.foreco.2020.118298](https://doi.org/10.1016/j.foreco.2020.118298)

Grimm V, Railsback SF, Vincenot CE, Berger U, Gallagher C, DeAngelis DL, Edmonds B, Ge J, Giske J, Groeneveld J, Johnston ASA, Milles A, Nabe-Nielsen J, Polhill JG, **Radchuk V**, Rohwäder MS, Stillman RA, Thiele JC, Ayllón D (2020): The ODD protocol for describing agent-based and other simulation models: A se-

cond update to improve clarity, replication, and structural realism. JASSS **23**, 7. [doi:10.18564/jasss.4259](https://doi.org/10.18564/jasss.4259)

Guerrero TP, Fickel J, Benhaiem S, Weyrich A (2020): Epigenomics and gene regulation in mammalian social systems. CURR ZOOL **66**, 307–319. [doi:10.1093/cz/zoaa005](https://doi.org/10.1093/cz/zoaa005)

Hagen R, Suchant R (2020): Evidence of a spatial auto-correlation in the browsing level of four major European tree species. ECOL EVOL **10**, 8517–8527. [doi:10.1002/ece3.6577](https://doi.org/10.1002/ece3.6577)

Hansen MJ, Krause S, Breuker M, Kurvers THJM, Dhellemmes F, Viblanc PE, Müller J, Mahlow C, Boswell K, Marras S, Domenici P, Wilson ADM, Herbert-Read JE, Steffensen JF, **Fritsch G, Hildebrandt TB**, Zaslansky P, Bach P, Sabarros PS, Krause J (2020): Linking hunting weaponry to attack strategies in sailfish and striped marlin. PROC R SOC B **287**, 20192228. [doi:10.1098/rspb.2019.2228](https://doi.org/10.1098/rspb.2019.2228)

Hecht-Höger AM, Braun BC, Krause E, Meschede A, Krahe R, **Voigt CC, Greenwood AD, Czirják GÁ** (2020): Plasma proteomic profiles differ between European and North American myotis bats colonized by *Pseudogymnoascus destructans*. MOL ECOL **29**, 1745–1755. [doi:10.1111/mec.15437](https://doi.org/10.1111/mec.15437)

Hedh L, Guglielmo CG, Johansson LC, Deakin JE, **Voigt CC**, Hedenström A (2020): Measuring power input, power output and energy conversion efficiency in uninstrumented flying birds. J EXP BIOL **223**, jeb223545. [doi:10.1242/jeb.223545](https://doi.org/10.1242/jeb.223545)

Heger T, Bernard-Verdier M, Gessler A, **Greenwood AD**, Grossart HP, Hilker M, Keinath S, Kowarik I, Marquard E, Müller J, Niemeier S, Onandia G, Petermann JS, Rillig MC, Rödel MO, Saul WC, Schittko C, Tockner K, Joshi J, Jeschke JM (2020): Clear language for ecosystem management in the Anthropocene: A reply to Bridgewater and Hemming. BIOSCIENCE **70**, 374–376. [doi:10.1093/biosci/biaa024](https://doi.org/10.1093/biosci/biaa024)

Heim O, Heim DN, **Marggraf L, Voigt CC**, Zhang X, Luo Y, Zheng J (2020): Variant maps for bat echolocation call identification algorithms. BIOACOUSTICS **29**, 557–571. [doi:10.1080/09524622.2019.1621776](https://doi.org/10.1080/09524622.2019.1621776)

Hein A, Palme R, Baumgartner K, von Fersen L, Woelfing B, **Greenwood AD**, Bechshoft T, Siebert U (2020): Faecal glucocorticoid metabolites as a measure of adrenocortical activity in polar bears (*Ursus maritimus*). CONSERV PHYSIOL **8**, coaa012. [doi:10.1093/conphys/coaa012](https://doi.org/10.1093/conphys/coaa012)

Hejzmanová P, **Ortmann S**, Stoklasová L, Clauss M (2020): Digesta passage in common eland (*Taurotragus oryx*) on a monocot or a dicot diet. COMP BIOCHEM PHYSIOL A-MOL INTEGR PHYSIOL **246**, 110720. [doi:10.1016/j.cbpa.2020.110720](https://doi.org/10.1016/j.cbpa.2020.110720)

Hensel B*, Jakop U*, **Scheinflug K*, Mühldorfer K**, Schröter F, Schäfer J, Greber K, Jung M, Schulze M (2020): Low temperature preservation of porcine semen: influence of short antimicrobial lipopeptides on sperm quality and bacterial load. SCI REP **10**, 13225. [doi:10.1038/s41598-020-70180-1](https://doi.org/10.1038/s41598-020-70180-1)

Hermes R, Göritz F, Wiesner M, Richter N, Mulot B, Alerte V, Smith S, Bouts T, **Hildebrandt TB** (2020): Parturition in white rhinoceros. THERIOGENOLOGY **156**, 181–188. [doi:10.1016/j.theriogenology.2020.06.035](https://doi.org/10.1016/j.theriogenology.2020.06.035)

Heuck C, Herrmann C, Wendt J, **Krone O**, Brandl R, Albrecht J (2020): Sex- but not age-biased wind turbine collision mortality in the white-tailed eagle *Haliaeetus albicilla*. J ORNITHOL **161**, 753–757. [doi:10.1007/s10336-020-01757-w](https://doi.org/10.1007/s10336-020-01757-w)

Hodžić A, Georges I, Postl M, Duscher GG, Jeschke D, **Szentiks CA**, Ansorge H, Heddergott M (2020): Molecular survey of tick-borne pathogens reveals a high prevalence and low genetic variability of *Hepatozoon canis* in free-ranging grey wolves (*Canis lupus*) in Germany. TICKS TICK-BORNE DIS **11**, 101389. [doi:10.1016/j.ttbdis.2020.101389](https://doi.org/10.1016/j.ttbdis.2020.101389)

Hohn S, Acevedos-Trejos E, **Abrams JF**, Fulgencio de Moura J, Spranz R, Merico A (2020): The long term legacy of plastic mass production. SCI TOTAL ENVIRON **746**, 141115. [doi:10.1016/j.scitotenv.2020.141115](https://doi.org/10.1016/j.scitotenv.2020.141115)

Holtze S, Koch R, **Hildebrandt TB**, Lemma A, Szafranski K, Platzer M, Alemayehu F, **Göriz F**, Braude S (2020): Hematologic adaptation to the subterranean environment by the naked mole-rat, *Heterocephalus glaber* (*Ctenohystrica: Heterocephalidae*). J MAMMAL **101**, 1000–1009. [doi:10.1093/jmammal/gyaa053](https://doi.org/10.1093/jmammal/gyaa053)

Hornok S, **Mühldorfer K**, Takács N, Hofmann-Lehmann R, Meli ML, Gyuranecz M, Unnsteinsdóttir ER, **Greenwood AD**, **Czirják GÁ** (2020): Broad range screening of vector-borne pathogens in arctic foxes (*Vulpes lagopus*) in Iceland. ANIMALS **10**, 2031. [doi:10.3390/ani10112031](https://doi.org/10.3390/ani10112031)

Hume T, Geiser F, **Currie SE**, Körtner G, Stawski C (2020): Responding to the weather: Energy budgeting by a small mammal in the wild. CURR ZOOL **66**, 15–20. [doi:10.1093/cz/zoz023](https://doi.org/10.1093/cz/zoz023)

Jansen M, **Engler M**, Blumer M, Rumiz D, Aramayo JL, **Krone O** (2020): A camera trapping survey of mammals in the mixed landscape of Bolivia's Chiquitano region with a special focus on the Jaguar. CHECK LIST **16**, 323–335. [doi:10.15560/16.2.323](https://doi.org/10.15560/16.2.323)

Jarquín-Díaz VH, **Balard A**, Mácová A, Jost J, von Szepesbéla TR, Berktold K, Tank S, Kvičeroová J, **Heitlinger E** (2020): Generalist *Eimeria* species in rodents: Multilocus analyses indicate inadequate resolution of established markers. ECOL EVOL **10**, 1378–1389. [doi:10.1002/ece3.5992](https://doi.org/10.1002/ece3.5992)

Jewgenow K, **Azevedo A**, **Albrecht M**, Kirschbaum C, **Dehnhard M** (2020): Hair cortisol analyses in different mammal species: Choosing the wrong assay may lead to erroneous results. CONSERV PHYSIOL **8**, coaa009. [doi:10.1093/conphys/coaa009](https://doi.org/10.1093/conphys/coaa009)

Jewgenow K, **Zahmel J** (2020): Preservation of female genetic resources in feline species. THERIOGENOLOGY **156**, 124–129. [doi:10.1016/j.theriogenology.2020.06.040](https://doi.org/10.1016/j.theriogenology.2020.06.040)

Kaumanns W, Begum N, **Hofer H** (2020): “Animals are designed for breeding”: Captive population management needs a new perspective. J ZOO AQUAR RES **8**, 76–85. [doi:10.19227/jzar.v8i2.477](https://doi.org/10.19227/jzar.v8i2.477)

Kimmig SE, Beninde J, **Brandt M**, Schleimer A, **Kramer-Schadt S**, **Hofer H**, **Börner K**, Schulze C, Wittstatt U, Heddergott M, Halczok T, Staubach C, Frantz AC (2020): Beyond the landscape: Resistance modelling infers physical and behavioural gene flow barriers to a mobile carnivore across a metropolitan area. MOL ECOL **29**, 466–484. [doi:10.1111/mec.15345](https://doi.org/10.1111/mec.15345)

Kimmig SE, Flemming D, Kimmerle J, Cress U, **Brandt M** (2020): Elucidating the socio-demographics of wildlife tolerance using the example of the red fox (*Vulpes vulpes*) in Germany. CONSERV SCI PRACT **2**, e212. [doi:10.1111/csp2.212](https://doi.org/10.1111/csp2.212)

Kohl C, Brinkmann A, Radonić A, Dabrowski PW, Nitsche A, **Mühldorfer K**, **Wibbelt G**, Kurth A (2020): Zwiesel bat banyangvirus, a potentially zoonotic Huaiyangshan banyangvirus (formerly known as

SFTS)-like banyangvirus in Northern bats from Germany. *SCI REP* **10**, 1370. [doi:10.1038/s41598-020-58466-w](https://doi.org/10.1038/s41598-020-58466-w)

König H, Kiffner C, **Kramer-Schadt S**, Fürst C, Keuling O, Ford A (2020): Human-wildlife coexistence in a changing world. *CONSERV BIOL* **34**, 786–794. [doi:10.1111/cobi.13513](https://doi.org/10.1111/cobi.13513)

Kravchenko KA, Vlaschenko AS, **Lehnert LS**, **Courtiol A**, **Voigt CC** (2020): Generational shift in the migratory common noctule bat: first-year males lead the way to hibernacula at higher latitudes. *BIOL LETT* **16**, 20200351. [doi:10.1098/rsbl.2020.0351](https://doi.org/10.1098/rsbl.2020.0351)

Kretzschmar P, Auld H, Boag P, Gansloßer U, Scott C, Van Coeverden de Groot JP, **Courtiol A** (2020): Mate choice, reproductive success and inbreeding in white rhinoceros: New insight for conservation management. *EVOL APPL* **13**, 699–714. [doi:10.1111/eva.12894](https://doi.org/10.1111/eva.12894)

Krüger L, **Stillfried M**, Prinz C, Schröder V, Neubert LK, Denner J (2020): Copy number and prevalence of porcine endogenous retroviruses (PERVs) in German wild boars. *VIRUSES-BASEL* **12**, 419. [doi:10.3390/v12040419](https://doi.org/10.3390/v12040419)

Kunde MN, **Martins RF**, **Premier J**, **Fickel J**, **Förster DW** (2020): Population and landscape genetic analysis of the Malayan sun bear *Helarctos malayanus*. *CONSERV GENET* **21**, 123–135. [doi:10.1007/s10592-019-01233-w](https://doi.org/10.1007/s10592-019-01233-w)

Kurvers RHJM, Prox L, Farine DR, Jongeling C, **Snijders L** (2020): Season-specific carry-over of early life associations in a monogamous bird species. *ANIM BEHAV* **164**, 25–37. [doi:10.1016/j.anbehav.2020.03.016](https://doi.org/10.1016/j.anbehav.2020.03.016)

Lehmann D, Mfunne JKE, Gewers E, Cloete J, Aschenborn OHK, Mbomboro L, Kasona S, Brain C, **Voigt CC** (2020): Spatiotemporal responses of a desert dwelling ungulate to increasing aridity in north-eastern Namibia. *J ARID ENVIRON* **179**, 104193. [doi:10.1016/j.jaridenv.2020.104193](https://doi.org/10.1016/j.jaridenv.2020.104193)

Lerma M, Dehnhard N, Luna-Jorquera G, **Voigt CC**, Garthe S (2020): Breeding stage, not sex, affects foraging characteristics in masked boobies at Rapa Nui. *BEHAV ECOL SOCIOBIOL* **74**, 149. [doi:10.1007/s00265-020-02921-1](https://doi.org/10.1007/s00265-020-02921-1)

Li K, Zhang S, Song X, **Weyrich A**, Wang Y, Liu X, Wan N, Liu J, Lövy M, Cui H, Frenkel V, Titievsky A, Pannon J, Brodsky L, Nevo E (2020): Genome evolution of blind subterranean mole rats: Adaptive peripatric versus sympatric speciation. *PROC NATL ACAD SCI USA* **117**, 32499–32508. [doi:10.1073/pnas.2018123117](https://doi.org/10.1073/pnas.2018123117)

Ligmann-Zielinska A, Siebers PO, Magliocchia N, Parker D, Grimm V, Du EJ, Cenek M, **Radchuk V**, Arbab NN, Li S, Berger U, Paudel R, Robinson DT, Jankowski P, An L, Ye X (2020): ‘One size does not fit all’: A roadmap of purpose-driven mixed-method pathways for sensitivity analysis of agent-based models. *JASSS* **23**, 6. [doi:10.18564/jasss.4201](https://doi.org/10.18564/jasss.4201)

Luther I, Maree L, Kotze A, **Hildebrandt TB**, **Göritz F**, **Hermes R**, van der Horst G (2020): Sperm motility, kinematics, morphometry and morphology over two seasons in free-ranging African elephants (*Loxodonta africana*). *REPROD FERTIL DEV* **32**, 425–438. [doi:10.1071/rd19182](https://doi.org/10.1071/rd19182)

Mantoiu DS, **Kravchenko K**, **Lehnert LS**, Vlaschenko A, Moldovan OT, Mirea IC, Stanciu RC, Zaharia R, Popescu-Mirceni R, Nistorescu MC, **Voigt CC** (2020): Wildlife and infrastructure: Impact of wind turbines on bats in the Black Sea Coast region. *EUR J WILDL RES* **66**, 44. [doi:10.1007/s10344-020-01378-x](https://doi.org/10.1007/s10344-020-01378-x)

Marx M, Rocha G, Zehtindjiev P, Peev S, Bakaloudis D, Metzger B, Cecere JG, Spina F, Cianchetti-Benedetti M, Frahnert S, Gamauf A, **Voigt CC**, Quillfeldt P (2020): Using stable isotopes to assess population connectivity in the declining European Turtle doves (*Streptopelia turtur*). CONSERV SCI PRACT **2**, e152. [doi:10.1111/csp2.152](https://doi.org/10.1111/csp2.152)

Meijaard E, **Abrams J**, Juffe-Bignoli D, Voigt M, Sheil D (2020): Coconut oil, conservation and the conscientious consumer. CURR BIOL **30**, 2419–2650. [doi:10.1016/j.cub.2020.05.059](https://doi.org/10.1016/j.cub.2020.05.059)

Meijaard E, Brooks TM, Carlson KM, Slade EM, Garcia-Ulloa J, Gaveau DLA, Lee JSH, Santika T, Juffe-Bignoli D, Struebig MJ, Wich SA, Ancrenaz M, Koh LP, Zamira N, **Abrams JF**, Prins HHT, Sendashonga CN, Murdiyarso D, Furumo PR, Macfarlane N, Hoffmann R, Persio M, Descaks A, Szantoi Z, Sheil D (2020): The environmental impacts of palm oil in context. NAT PLANTS **6**, 1418–1426. [doi:10.1038/s41477-020-00813-w](https://doi.org/10.1038/s41477-020-00813-w)

Melzheimer J, **Heinrich SK**, **Wasiolka B**, **Müller R**, Thalwitzer S, **Palmegiani I**, Weigold A, **Portas R**, **Röder R**, Krofel M, **Hofer H**, **Wachter B** (2020): Communication hubs of an asocial cat are the source of a human-carnivore conflict and key to its solution. PROC NATL ACAD SCI USA **117**, 33325–33333. [doi:10.1073/pnas.2002487117](https://doi.org/10.1073/pnas.2002487117)

Menzies BR, **Hildebrandt TB**, Renfree MB (2020): Unique reproductive strategy in the swamp wallaby. PROC NATL ACAD SCI USA **117**, 5938–5942. [doi:10.1073/pnas.1922678117](https://doi.org/10.1073/pnas.1922678117)

Merling de Chapa M, **Courtiol A**, **Engler M**, **Giese L**, Rutz C, Lakermann M, Müskens G, van der Horst Y, Zollinger R, Wirth H, Kenntner N, Krüger O, Chakarov N, Müller AK, Looft V, Grünkorn T, Hallau A, Altenkamp R, **Krone O** (2020): Phantom of the forest or successful citizen? Analysing how Northern Goshawks (*Accipiter gentilis*) cope with the urban environment. R SOC OPEN SCI **7**, 201356. [doi:10.1098/rsos.201356](https://doi.org/10.1098/rsos.201356)

Monclús L, Shore RF, **Krone O** (2020): Lead contamination in raptors in Europe: A systematic review and meta-analysis. SCI TOTAL ENVIRON **748**, 141437. [doi:10.1016/j.scitotenv.2020.141437](https://doi.org/10.1016/j.scitotenv.2020.141437)

Mosto MC, Picasso MJB, Montes MM, **Krone O** (2020): Tail myology and flight behavior: Differences between caracaras, falcons and forest falcons (*Aves, Falconiformes*). ACTA ZOOL **101**, 292–301. [doi:10.1111/azo.12294](https://doi.org/10.1111/azo.12294)

Mühdorfer K, **Szentiks CA**, **Wibbelt G**, van der Linden M, Ewers C, Semmler T, Akimkin V, Blom J, Rau J, Eisenberg T (2020): *Streptococcus catagoni* sp. nov., isolated from the respiratory tract of diseased Chacoan peccaries (*Catagonus wagneri*). INT J SYST EVOL MICROBIOL **70**, 5734–5739. [doi:10.1099/ij-sem.0.004471](https://doi.org/10.1099/ij-sem.0.004471)

Müller K, **Eder S**, **Jakop U**, Schiller J, Müller P, **Bashawat M** (2020): Assisted reproduction for felid species conservation – sperm competences at risk. REPROD DOMEST ANIM **55**, 55–60. [doi:10.1111/rda.13581](https://doi.org/10.1111/rda.13581)

Nguyen AT, **Nguyen TV**, Timmins R, McGowan P, Van Hoang T, Le MD (2020): Efficacy of camera traps in detecting primates in Hue Saola Nature Reserve. PRIMATES **61**, 697–705. [doi:10.1007/s10329-020-00823-4](https://doi.org/10.1007/s10329-020-00823-4)

Nusová G, Uhrin M, **Voigt CC**, Kaňuch P (2020): Tracing the geographic origin of common pipistrelles (*Pipistrellus pipistrellus*) swarming at a mass hibernaculum. MAMM BIOL **100**, 601–610. [doi:10.1007/s42991-020-00057-3](https://doi.org/10.1007/s42991-020-00057-3)

Ortega Pérez P, **Wibbelt G**, Brinkmann A, **Galindo Puentes JA**, Tuh FYY, Lakim MB, Nitsche A, Wells K, Jäkel T (2020): Description of *Sarcocystis scandentiborneensis* sp. nov. from treeshrews (*Tupaia minor*, *T. tana*) in northern Borneo with annotations on the utility of COI and 18S rDNA sequences for species delineation. INT J PARASITOL-PARASIT WILDL **12**, 220–231. [doi:10.1016/j.ijppaw.2020.07.003](https://doi.org/10.1016/j.ijppaw.2020.07.003)

Paijmans JLA, Barlow A, Henneberger K, **Fickel J**, Hofreiter M, **Förster DWG** (2020): Ancestral mitogenome capture of the Southeast Asian banded linsang. PLOS ONE **15**, e0234385. [doi:10.1371/journal.pone.0234385](https://doi.org/10.1371/journal.pone.0234385)

Paschoal AFL, Luther AM, Jäkel H, **Scheinflug K**, **Mühldorfer K**, Bortolozzo FP, Waberski D (2020): Determination of a cooling-rate frame for antibiotic-free preservation of boar semen at 5°C. PLOS ONE **15**, e0234339. [doi:10.1371/journal.pone.0234339](https://doi.org/10.1371/journal.pone.0234339)

Pecoraro C, Zudaire I, Galiberti G, Romeo M, Murua H, Fruciano C, **Scherer C**, Tinti F, Diaha NC, Bodin N, Chassot E (2020): When size matters: The gonads of larger female yellowfin tuna (*Thunnus albacares*) have different fatty acid profiles compared to smaller individuals. FISH RES **232**, 105726. [doi:10.1016/j.fishres.2020.105726](https://doi.org/10.1016/j.fishres.2020.105726)

Pietzsch B, Fiedler S, Mertens KG, Richter M, **Scherer C**, Widyastuti K, Wimmler MC, Zakharova L, Berger U (2020): Metamodels for evaluating, calibrating and applying agent-based models: A review. JASSS **23**, 9. [doi:10.18564/jasss.4274](https://doi.org/10.18564/jasss.4274)

Premier J, **Fickel J**, Heurich M, **Kramer-Schadt S** (2020): The boon and bane of boldness: movement syndrome as saviour and sink for population genetic diversity. MOV ECOL **8**, 16. [doi:10.1186/s40462-020-00204-y](https://doi.org/10.1186/s40462-020-00204-y)

Prüter H, **Franz M**, Twietmeyer S, Böhm N, Middendorff G, **Portas R**, **Melzheimer J**, Kolberg H, von Samson-Himmelstjerna G, **Greenwood AD**, Lüscho D, **Mühldorfer K**, **Czirják GÁ** (2020): Increased immune marker variance in a population of invasive birds. SCI REP **10**, 21764. [doi:10.1038/s41598-020-78427-7](https://doi.org/10.1038/s41598-020-78427-7)

Rast W*, **Kimmig SE***, **Giese L**, **Berger A** (2020): Machine learning goes wild: Using data from captive individuals to infer wildlife behaviours. PLOS ONE **15**, e0227317. [doi:10.1371/journal.pone.0227317](https://doi.org/10.1371/journal.pone.0227317)

Reissmann M, Lutz W, **Lieckfeldt D**, Sandoval-Castellanos E, **Ludwig A** (2020): An agouti-signaling-protein mutation is strongly associated with melanism in European Roe Deer (*Capreolus capreolus*). GENES **11**, 647. [doi:10.3390/genes11060647](https://doi.org/10.3390/genes11060647)

Roeleke M, Blohm T, Hoffmeister W, **Marggraf L**, Schlägel UE, Teige T, **Voigt CC** (2020): Landscape structure influences the use of social information in an insectivorous bat. OIKOS **129**, 912–923. [doi:10.1111/oik.07158](https://doi.org/10.1111/oik.07158)

Scheinflug K, **Schiller S**, Jäkel H, Schulze M, Waberski D, **Mühldorfer K** (2020): Relevance of *Leptospira* in boar and for the development of alternative antimicrobial concepts in boar semen preservation. PORCINE HEALTH MANAG **6**, 31. [doi:10.1186/s40813-020-00169-9](https://doi.org/10.1186/s40813-020-00169-9)

Scherer C, Radchuk V, Franz M, Thulke HH, Lange M, Grimm V, **Kramer-Schadt S** (2020): Moving infections: individual movement decisions drive disease persistence in spatially structured landscapes. *OIKOS* **129**, 651–667. [doi:10.1111/oik.07002](https://doi.org/10.1111/oik.07002)

Schiffmann C, Unterhitzberger G, Ortmann S (2020): Extrahepatic biliary tract pathologies in mammalian species of zoo animals and wildlife: A review. *J BASIC APPL ZOOL* **81**, 20. [doi:10.1186/s41936-020-00162-2](https://doi.org/10.1186/s41936-020-00162-2)

Schlägel UE, Grimm V, Blaum N, Colangeli P, Dammhahn M, Eccard J, Hausmann SL, Herde A, **Hofer H**, Joshi J, **Kramer-Schadt S**, Litwin M, Lozada-Gobilard SD, Müller MEH, Müller T, Nathan R, Petermann JS, Pirhofer-Walzl K, **Radchuk V**, Rillig MC, **Roeleke M**, Schäfer M, **Scherer C**, Schiro G, **Scholz C**, Teckentrup L, Tiedemann R, Ullmann W, **Voigt CC**, Weithoff G, Jeltsch F (2020): Movement-mediated community assembly and coexistence. *BIOL REV* **95**, 1073–1096. [doi:10.1111/brv.12600](https://doi.org/10.1111/brv.12600)

Scholz C, Firozpoor J, Kramer-Schadt S, Gras P, Schulze C, **Kimmig S, Voigt CC, Ortmann S** (2020): Individual dietary specialization in a generalist predator: A stable isotope analysis of urban and rural red foxes. *ECOL EVOL* **10**, 8855–8870. [doi:10.1002/ece3.6584](https://doi.org/10.1002/ece3.6584)

Schulze M, Jakob U, Schröter F, Herrmann C, Leiding C, **Müller K**, Jung M, **Czirják GÁ** (2020): Antibacterial defense in bull and boar semen: a putative link to the microbiome and reproductive strategy? *THERIOGENOLOGY* **157**, 335–340. [doi:10.1016/j.theriogenology.2020.07.033](https://doi.org/10.1016/j.theriogenology.2020.07.033)

Schwab JA, Young MT, Neenan JM, Walsh SA, Witmer LM, Herrera Y, Allain R, Brochu CA, Choiniere JN, Clark JM, Dollman KN, Etches S, **Fritsch G**, Gignac PM, Ruebenstahl A, Sachs S, Turner AH, Vignaud P, Wilberg EW, Xu X, Zanno LE, Brusatte SL (2020): Inner ear sensory system changes as extinct crocodylomorphs transitioned from land to water. *PROC NATL ACAD SCI USA* **117**, 10422–10428. [doi:10.1073/pnas.2002146117](https://doi.org/10.1073/pnas.2002146117)

Seeber PA, Kuzmina TA, **Greenwood AD, East ML** (2020): Effects of life history stage and climatic conditions on fecal egg counts in plains zebras (*Equus quagga*) in the Serengeti National Park. *PARASITOL RES* **119**, 3401–3413. [doi:10.1007/s00436-020-06836-8](https://doi.org/10.1007/s00436-020-06836-8)

Seeber PA, Morrison T, Ortega A, **East ML, Greenwood AD, Czirják GÁ** (2020): Immune differences in captive and free-ranging zebras (*Equus zebra* and *E. quagga*). *MAMM BIOL* **100**, 155–164. [doi:10.1007/s42991-020-00006-0](https://doi.org/10.1007/s42991-020-00006-0)

Seltmann A, Schares G, Aschenborn OHK, **Heinrich SK, Thalwitzer S, Wachter B*, Czirják GÁ*** (2020): Species-specific differences in *Toxoplasma gondii*, *Neospora caninum* and *Besnoitia besnoiti* seroprevalence in Namibian wildlife. *PARASITES VECTORS* **13**, 7. [doi:10.1186/s13071-019-3871-3](https://doi.org/10.1186/s13071-019-3871-3)

Shao F, **Ludwig A**, Mao Y, Liu N, Peng Z (2020): Chromosome-level genome assembly of the female western mosquitofish (*Gambusia affinis*). *GIGASCIENCE* **9**, g1aa092. [doi:10.1093/gigascience/g1aa092](https://doi.org/10.1093/gigascience/g1aa092)

Shu L, **Ludwig A**, Peng Z (2020): Standards for methods utilizing environmental DNA for detection of fish species. *GENES* **11**, 296. [doi:10.3390/genes11030296](https://doi.org/10.3390/genes11030296)

Sinz S, Leparmarai PT, Liesegang A, **Ortmann S**, Kreuzer M, Marquardt S (2020): Effects of dietary grapeseed extract on performance, energy and nitrogen balance as well as methane and nitrogen losses of lambs and goat kids. *BR J NUTR* **125**, 26–37. [doi:10.1017/S0007114520002512](https://doi.org/10.1017/S0007114520002512)

Soilemetzidou S, De Bruin E, **Franz M**, Aschenborn OHK, Rimmelzwaan GF, van Beek R, Koopmans M, **Greenwood AD***, **Czirják GÁ*** (2020): Diet may drive influenza A virus exposure in African mammals. *J INFECT DIS* **221**, 175–182. [doi:10.1093/infdis/jiz032](https://doi.org/10.1093/infdis/jiz032)

Soilemetzidou SE, De Bruin E, Eschke K, Azab W, Osterrieder N, **Czirják GÁ**, Buuveibaatar B, Kaczensky P, Koopmans M, Walzer C, **Greenwood AD** (2020): Bearing the brunt: Mongolian khulan (*Equus hemionus hemionus*) are exposed to multiple influenza A strains. *VET MICROBIOL* **242**, 108605. [doi:10.1016/j.vetmic.2020.108605](https://doi.org/10.1016/j.vetmic.2020.108605)

Sowińska N, **Zahmel J**, Nizański W, **Hribal R**, **Fernandez-Gonzalez L**, **Jewgenow K** (2020): Meiotic status does not affect the vitrification effectiveness of domestic cat oocytes. *ANIMALS* **10**, 1371. [doi:10.3390/ani10081371](https://doi.org/10.3390/ani10081371)

Straka TM, **Fritze M**, **Voigt CC** (2020): The human dimensions of a green-green-dilemma: Lessons learned from the wind energy — wildlife conflict in Germany. *ENERGY REP* **6**, 1768–1777. [doi:10.1016/j.egy.2020.06.028](https://doi.org/10.1016/j.egy.2020.06.028)

Straka TM*, Greif S*, **Schultz S***, Goerlitz H**, **Voigt CC**** (2020): The effect of cave illumination on bats. *GLOB ECOL CONSERV* **21**, e00808. [doi:10.1016/j.gecco.2019.e00808](https://doi.org/10.1016/j.gecco.2019.e00808)

Straka TM, Miller KK, Jacobs MH (2020): Understanding the acceptability of wolf management actions: Roles of cognition and emotion. *HUM DIMENS WILDL* **25**, 33–46. [doi:10.1080/10871209.2019.1680774](https://doi.org/10.1080/10871209.2019.1680774)

Tikochinski Y, Carreras C, Tikochinski G, **Vilaça ST** (2020): Population-specific signatures of intra-individual mitochondrial DNA heteroplasmy and their potential evolutionary advantages. *SCI REP* **10**, 211. [doi:10.1038/s41598-019-56918-6](https://doi.org/10.1038/s41598-019-56918-6)

Tilker A, **Abrams JF**, **Nguyen A**, **Hörig L**, **Axtner J**, **Louvrier J**, Rawson BM, Nguyen HAQ, Guegan F, **Nguyen TV**, Le M, Sollmann R, **Wilting A** (2020): Identifying conservation priorities in a defaunated tropical biodiversity hotspot. *DIVERS DISTRIB* **26**, 426–440. [doi:10.1111/ddi.13029](https://doi.org/10.1111/ddi.13029)

Tilker A, **Nguyen A**, **Abrams JF**, Bhagwat T, Le M, **Nguyen TV**, Nguyen AT, **Niedballa J**, Sollmann R, **Wilting A** (2020): A little-known endemic caught in the South-east Asian extinction crisis: the Annamite striped rabbit *Nesolaagus timminsi*. *ORYX* **54**, 178–187. [doi:10.1017/S0030605318000534](https://doi.org/10.1017/S0030605318000534)

Tilker A, **Nguyen A**, Timmins RJ, Gray TNE (2020): No longer data deficient: recategorizing the Annamite striped rabbit *Nesolaagus timminsi* as endangered. *ORYX* **54**, 151–153. [doi:10.1017/S0030605319001078](https://doi.org/10.1017/S0030605319001078)

Trillmich F, Günther A, Jäckel M, **Czirják GÁ** (2020): Reproduction affects immune defenses in the guinea pig even under *ad libitum* food. *PLOS ONE* **15**, e0230081. [doi:10.1371/journal.pone.0230081](https://doi.org/10.1371/journal.pone.0230081)

Ullmann W, Fischer C, **Kramer-Schadt S**, Pirhofer-Walzl K, Glemnitz M, Blaum N (2020): How do agricultural practices affect the movement behaviour of European brown hares (*Lepus europaeus*)? *AGRIC ECOSYST ENVIRON* **292**, 106819. [doi:10.1016/j.agee.2020.106819](https://doi.org/10.1016/j.agee.2020.106819)

Veiga IB, **Mühldorfer K**, Hafez HM, Lüscho D (2020): Whatman® FTA® cards performance for *Ornithobacterium rhinotracheale* DNA amplification. *AVIAN DIS* **64**, 496–498. [doi:10.1637/aviandiseases-D20-00030](https://doi.org/10.1637/aviandiseases-D20-00030)

- Voigt CC, Fritze M, Lindecke O, Costantini D, Pētersons G, Czirják GÁ** (2020): The immune response of bats differs between pre-migration and migration seasons. *SCI REP* **10**, 17384. [doi:10.1038/s41598-020-74473-3](https://doi.org/10.1038/s41598-020-74473-3)
- Voigt CC, Kravchenko K, Liechti F, Bumrungsri S** (2020): Skyrocketing flights as a previously unrecognized behaviour of open-space foraging bats. *ACTA CHIROPT* **21**, 331–339. [doi:10.3161/15081109ACC2019.21.2.008](https://doi.org/10.3161/15081109ACC2019.21.2.008)
- Voigt CC, Scholl JM, Bauer J, Teige T, Yovel Y, Kramer-Schadt S, Gras P** (2020): Movement responses of common noctule bats to the illuminated urban landscape. *LANDSC ECOL* **35**, 189–201. [doi:10.1007/s10980-019-00942-4](https://doi.org/10.1007/s10980-019-00942-4)
- Vysokikh M, **Holtze S**, Averina OA, Gory V, Lyamzaev KG, Panteleeva AA, Marey MV, Zinovkin RA, Severin F, Skulachev M, Fasel N, **Hildebrandt TB**, Skulachev VP (2020): Mild depolarization of the inner mitochondrial membrane is a crucial component of an anti-aging program. *PROC NATL ACAD SCI USA* **117**, 6491–6501. [doi:10.1073/pnas.1916414117](https://doi.org/10.1073/pnas.1916414117)
- Wahedi A, Günther A, **Weyrich A**, Sondheimer N (2020): The mitochondrial genome of *Cavia aperea*. *MITOCHONDRIAL DNA PART B-RESOUR* **5**, 2147–2148. [doi:10.1080/23802359.2020.1768918](https://doi.org/10.1080/23802359.2020.1768918)
- Weise H, Auge H, Baessler C, Bärlund I, Bennett EM, Berger U, Bohn F, Bonn A, Borchardt D, Brand F, Chatzinotas A, Corstanje R, De Laender F, Dietrich P, Dunker S, Durka W, Fazey I, Groeneveld J, Guilbaud CSE, Harms H, Harpole S, Harris J, Jax K, Jeltsch F, Johst K, Joshi J, Klotz S, Kühn I, Kuhlicke C, Müller B, **Radchuk V**, Reuter H, Rinke K, Schmitt-Jansen M, Seppelt R, Singer A, Standish RJ, Thulke HH, Tietjen B, Weitere M, Wirth C, Wolf C, Grimm V (2020): Resilience trinity: safeguarding ecosystem functioning and services across three different time horizons and decision contexts. *OIKOS* **129**, 445–456. [doi:10.1111/oik.07213](https://doi.org/10.1111/oik.07213)
- Westbury MV, Hartmann S, Barlow A, Preick M, Ridush B, Nagel D, Rathgeber T, Ziegler R, Baryshnikov G, Sheng G, **Ludwig A**, Wiesel I, Dalen L, Bibi F, Werdelin L, Heller R, Hofreiter M (2020): Hyena palaeogenomes reveal a complex evolutionary history of cross-continental gene flow between spotted and cave hyena. *SCI ADV* **6**, eaay0456. [doi:10.1126/sciadv.aay0456](https://doi.org/10.1126/sciadv.aay0456)
- Weyrich A, Yasar S, Lenz D, Fickel J** (2020): Tissuespecific epigenetic inheritance after paternal heat exposure in male wild guinea pigs. *MAMM GENOME* **31**, 157–169. [doi:10.1007/s00335-020-09832-6](https://doi.org/10.1007/s00335-020-09832-6)
- Wilson KD, Ameen M, Guo H, Abilez OJ, Tian L, Mumbach MR, Diecke S, Qin X, Liu Y, Yang H, Ma N, Gad-dam S, Cunningham NJ, Gu M, Neofytou E, Prado M, **Hildebrandt TB**, Karakikes I, Chang HY, Wu JC (2020): Endogenous retrovirus-derived lncRNA BANCR promotes cardiomyocyte migration in humans and non-human primates. *DEV CELL* **54**, 1–16. [doi:10.1016/j.devcel.2020.07.006](https://doi.org/10.1016/j.devcel.2020.07.006)
- Ziegler U, Santos PD, Groschup MH, Hattendorf C, Eiden M, Höper D, Eisermann P, Keller M, Michel F, Klopffleisch R, Müller K, Werner D, Kampen H, Beer M, Frank C, Lachmann R, Tews BA, Wylezich C, Rinder M, Lachmann L, Grünwald T, **Szentiks CA**, Sieg M, Schmidt-Chanasit J, Cadar D, Lühken R (2020): West Nile virus epidemic in Germany triggered by epizootic emergence, 2019. *VIRUSES-BASEL* **12**, 448. [doi:10.3390/v12040448](https://doi.org/10.3390/v12040448)

2019

Abrams JF, Hörig LA, Brozovic R, Axtner J, Crampton-Platt A, Mohamed A, Wong ST, Sollmann R, Yu DW, Wilting A (2019): Shifting up a gear with iDNA: From mammal detection events to standardised surveys. *J APPL ECOL* **56**, 1637–1648. [doi:10.1111/1365-2664.13411](https://doi.org/10.1111/1365-2664.13411)

Abrams JF*, Vashishtha A*, **Wong ST, Nguyen A, Mohamed A, Wieser S**, Kuijper A, **Wilting A****, Mukhopadhyay A** (2019): Habitat-Net: Segmentation of habitat images using deep learning. *ECOL INFORM* **51**, 121–128. [doi:10.1016/j.ecoinf.2019.01.009](https://doi.org/10.1016/j.ecoinf.2019.01.009)

Ahmed N, **Heitlinger E**, Affinass N, Kühl AA, Xenophontos N, **Jarquín VH, Jost J**, Steinfelder S, Hartmann S (2019): A novel non-invasive method to detect RELM beta transcript in gut barrier related changes during a gastrointestinal nematode infection. *FRONT IMMUNOL* **10**, 445. [doi:10.3389/fimmu.2019.00445](https://doi.org/10.3389/fimmu.2019.00445)

Axtner J, Crampton-Platt A, Hörig LA, Mohamed A, Xu CCY, Yu DW, **Wilting A** (2019): An efficient and robust laboratory workflow and tetrapod database for larger scale environmental DNA studies. *GIGASCIENCE* **8**, giz029. [doi:10.1093/gigascience/giz029](https://doi.org/10.1093/gigascience/giz029)

Azab W, Bedair S, Abdelgawad A, Eschke K, Farag GK, Abdel-Raheim A, **Greenwood AD**, Osterrieder N, Ali AAH (2019): Detection of equid herpesviruses among different Arabian horse populations in Egypt. *VET MED SCI* **5**, 361–371. [doi:10.1002/vms3.176](https://doi.org/10.1002/vms3.176)

Azevedo A, Bailey LD, Bandeira V, **Dehnhard M**, Fonseca C, de Sousa L, **Jewgenow K** (2019): Age, sex and storage time influence hair cortisol levels in a wild mammal population. *PLOS ONE* **14**, e0221124. [doi:10.1371/journal.pone.0221124](https://doi.org/10.1371/journal.pone.0221124)

Bakeeva L, Vays V, Vangeli I, Eldarov C, **Holtze S, Hildebrandt TB**, Skulachev V (2019): Delayed onset of age-dependent changes in ultrastructure of myocardial mitochondria as one of the neotenic features in naked mole rats (*Heterocephalus glaber*). *INT J MOL SCI* **20**, 566. [doi:10.3390/ijms20030566](https://doi.org/10.3390/ijms20030566)

Bandeira V, Virgos E, **Azevedo A**, Carvalho J, Cunha MV, Fonseca C (2019): Sex and season explain spleen weight variation in the Egyptian mongoose. *CURR ZOOLOG* **65**, 11–20. [doi:10.1093/cz/zoy031](https://doi.org/10.1093/cz/zoy031)

Barthel LMF, Hofer H, Berger A (2019): An easy, flexible solution to attach devices to hedgehogs (*Eri-naceus europaeus*) enables long-term high resolution studies. *ECOL EVOL* **9**, 672–679. [doi:10.1002/ece3.4794](https://doi.org/10.1002/ece3.4794)

Becker D, **Czirják GÁ**, Rynda-Apple A, Plowright R (2019): Handling stress and sample storage are associated with weaker complement-mediated bactericidal ability in birds but not bats. *PHYSIOL BIOCHEM ZOOLOG* **92**, 37–48. [doi:10.1086/701069](https://doi.org/10.1086/701069)

Becker DJ, Nachtmann C, Argibay HD, Botto G, **Escalera-Zamudio M**, Carrera JE, Tello C, Winiarski E, **Greenwood AD**, Mendez-Ojeda ML, Loza-Rubio E, Lavergne A, de Thoisy B, **Czirják GÁ**, Plowright RK, Altizer S, Streicker DG (2019): Leukocyte profiles reflect geographic range limits in a widespread neotropical bat. *INTEGR COMP BIOL* **59**, 1176–1189. [doi:10.1093/icb/icz007](https://doi.org/10.1093/icb/icz007)

Beier S, Holtermann P, **Numberger D**, Schott T, Umlauf L, Jürgens K (2019): A metatranscriptomics-based assessment of small-scale mixing of sulfidic and oxic waters on redoxcline prokaryotic communities. *ENVIRON MICROBIOL* **21**, 584–602. [doi:10.1111/1462-2920.14499](https://doi.org/10.1111/1462-2920.14499)

- Berger A, Dangel A, Peters M, **Mühldorfer K**, Braune S, Eisenberg E, **Szentiks CA**, Rau J, Konrad R, Hörmansdorfer S, Ackermann N, Sing A (2019): Tox-positive *Corynebacterium ulcerans* in hedgehogs, Germany. EMERG MICROBES INFECT **8**, 211–217. [doi:10.1080/22221751.2018.1562312](https://doi.org/10.1080/22221751.2018.1562312)
- Berger-Tal O*, Greggor A*, Macura B, Adams CA, Blumenthal A, Bouskila A, Candolin U, Doran C, Fernandez-Juricic E, Gotanda K, Price C, Putman B, Segoli M, **Snijders L**, Wong B, Blumstein D (2019): Systematic reviews and maps as tools for applying behavioural ecology to management and policy. BEHAV ECOL **30**, 1–8. [doi:10.1093/beheco/ary130](https://doi.org/10.1093/beheco/ary130)
- Bergler C, Schröter H, **Cheng RX**, Maier A, Barth V, Weber M, **Hofer H**, Nöth E (2019): ORCA-SPOT: An automatic killer whale sound detection toolkit using deep learning. SCI REP **9**, 10997. [doi:10.1038/s41598-019-47335-w](https://doi.org/10.1038/s41598-019-47335-w)
- Boukens B, Kristensen D, Filogonio R, Carreira L, Sartori M, **Currie SE**, Abe AS, Joyce W, Conner J, Ophhof T, Crossley II D, Jensen B (2019): The electrocardiogram of vertebrates: Evolutionary changes from ectothermy to endothermy. PROG BIOPHYS MOL BIOL **144**, 16–29. [doi:10.1016/j.pbiomolbio.2018.08.005](https://doi.org/10.1016/j.pbiomolbio.2018.08.005)
- Bredtmann CM, Krücken J, Murugaiyan J, **Balard A**, **Hofer H**, Kuzmina TA, von Samson-Himmelstjerna G (2019): Concurrent proteomics fingerprinting and molecular analysis of cyathostomins. PROTEOMICS **19**, 1800290. [doi:10.1002/pmic.201800290](https://doi.org/10.1002/pmic.201800290)
- Carmeli Ligatia S, Shipova A, Dumonta M, **Holtze S**, **Hildebrandt TB**, Shahara R (2019): The structure, composition and mechanical properties of the skeleton of the naked mole rat (*Heterocephalus glaber*). BONE **128**, 115035. [doi:10.1016/j.bone.2019.115035](https://doi.org/10.1016/j.bone.2019.115035)
- Clauss M, Dittmann MT, Vendl C, Hagen KB, Frei S, **Ortmann S**, Müller DWH, Hammer S, Munn AJ, Schwarm A, Kreuzer M (2019): Comparative methane production in mammalian herbivores. ADV ANIM BIOSCI **10**, 378. [doi:10.1017/S2040470019000037](https://doi.org/10.1017/S2040470019000037)
- Clauss M, Hagen KB, Frei S, **Ortmann S**, Lawrenz A, Głogowski R, Fritz J, Flach EJ, Kreuzer M (2019): Digestive anatomy, physiology, resting metabolism and methane production in captive maras (*Dolichotis patagonum*). COMP BIOCHEM PHYSIOL A-MOL INTEGR PHYSIOL **235**, 82–89. [doi:10.1016/j.cbpa.2019.05.023](https://doi.org/10.1016/j.cbpa.2019.05.023)
- Costantini D**, **Czirják GÁ**, Bustamante P, Bumrungsri S, **Voigt CC** (2019): Impacts of land use on an insectivorous tropical bat: The importance of mercury, physio-immunology and trophic position. SCI TOTAL ENVIRON **671**, 1077–1085. [doi:10.1016/j.scitotenv.2019.03.398](https://doi.org/10.1016/j.scitotenv.2019.03.398)
- Costantini D**, **Czirják GÁ**, **Melzheimer J**, **Menges V**, **Wachter B** (2019): Sex and species differences of stress markers in sympatric cheetahs and leopards in Namibia. COMP BIOCHEM PHYSIOL A-MOL INTEGR PHYSIOL **227**, 8–13. [doi:10.1016/j.cbpa.2018.09.002](https://doi.org/10.1016/j.cbpa.2018.09.002)
- Costantini D**, **Lindecke O**, Pētersons G, **Voigt CC** (2019): Migratory flight imposes oxidative stress in bats. CURR ZOO **65**, 147–153. [doi:10.1093/cz/zoy039](https://doi.org/10.1093/cz/zoy039)
- Currie SE**, Méné-Saffrané L, **Fasel N** (2019): Valuable carcasses: Post-mortem preservation of fatty acid composition in heart tissue. CONSERV PHYSIOL **7**, coz005. [doi:10.1093/conphys/coz005](https://doi.org/10.1093/conphys/coz005)

- Curto M, Winter S, Seiter A, Schmid L, Scheicher K, **Barthel LMF**, Plass J, Meimberg H (2019): Application of a SSR-GBS marker system on investigation of European hedgehog species and their hybrid zone dynamics. *ECOL EVOL* **9**, 2814–2832. [doi:10.1002/ece3.4960](https://doi.org/10.1002/ece3.4960)
- Dalleau M, **Kramer-Schadt S**, Gangat Y, Bourjea J, Lajoie G, Grimm V (2019): Modeling the emergence of migratory corridors and foraging hot spots of green sea turtle. *ECOL EVOL* **9**, 10317–10342. [doi:10.1002/ece3.5552](https://doi.org/10.1002/ece3.5552)
- Dammann P, Scherag A, Zak N, Szafranski K, **Holtze S**, Begall S, Burda H, Kestler HA, **Hildebrandt TB**, Platzer M (2019): Comment on ‘Naked mole-rat mortality rates defy Gompertzian laws by not increasing with age’. *ELIFE* **8**, e45415. [doi:10.7554/eLife.45415](https://doi.org/10.7554/eLife.45415)
- Davidson Z, Dupuis-Desormeaux M, **Dheer A**, Pratt L, Preston E, Gilicho S, Mwololo M, Chege G, MacDonald SE, Doncaster CP (2019): Borrowing from Peter to pay Paul: Managing threatened predators of endangered and declining prey species. *PEERJ* **7**, e7916. [doi:10.7717/peerj.7916](https://doi.org/10.7717/peerj.7916)
- Derix J, **Ortmann S**, Wiegmann L, Lawrenz A, Janssens GPJ, Clauss M (2019): Retention of solutes and particles in the gastrointestinal tract of a grazing cervid: Père David’s deer (*Elaphurus davidianus*). *EUR J WILDL RES* **65**, 46. [doi:10.1007/s10344-019-1288-0](https://doi.org/10.1007/s10344-019-1288-0)
- Dietz R, Letcher RJ, Desforges JP, Eulaers I, Sonne C, Wilson S, Andersen-Ranberg E, Basu N, Barst BD, Bustnes JO, Bytingsvik J, Ciesielski TM, Drevnick PE, Gabrielsen GW, Haarr A, Hylland K, Jenssen BM, Levin M, McKinney MA, Nørregaard RD, Pedersen KE, Provencher J, Styriehave B, Tartu S, Aars J, Ackerman JT, Rosing-Asvid A, Barrett R, Bignert A, Born EW, Branigan M, Braune B, Bryan CE, Dam M, Eagles-Smith CA, Evans M, Evans TJ, Fisk AT, Gamberg M, Gustavson K, Hartman CA, Helander B, Herzog MP, Hoekstra PF, Houde M, Hoydal K, Jackson AK, Kucklick J, Lie E, Loseto L, Mallory ML, Miljeteig C, Mosbech A, Muir DCG, Nielsen ST, Peacock E, Pedro S, Peterson SH, Polder A, Rigét FF, Roach P, Saunes H, Sinding MHS, Skaare JU, Søndergaard J, Stenson G, Stern G, **Treu G**, Schuur SS, Víkingsson G (2019): Current state of knowledge on biological effects from contaminants on arctic wildlife and fish. *SCI TOTAL ENVIRON* **69**, 133792. [doi:10.1016/j.scitotenv.2019.133792](https://doi.org/10.1016/j.scitotenv.2019.133792)
- Egli L, Weise H, **Radchuk V**, Seppelt R, Grimm V (2019): Exploring resilience with agent-based models: State of the art, knowledge gaps and recommendations for coping with multidimensionality. *ECOL COMPLEX* **40**. [doi:10.1016/j.ecocom.2018.06.008](https://doi.org/10.1016/j.ecocom.2018.06.008)
- Ehlers B, Anoh AE, Salem NB, Broll S, Couacy-Hymann E, Fischer D, Gedvilaite A, Ingenhütt N, Liebmann S, Martin M, Mossoun A, Mugisha K, Muyembe-Tamfum JJ, Pauly M, Pérez de Val B, Preugschas H, Richter D, Schubert G, **Szentiks CA**, Teichmann T, Walter C, Ulrich RG, Wiersma L, Leendertz FH, Calvignac-Spencer S (2019): Novel polyomavirus in mammals from multiple orders and reassessment of polyomavirus evolution and taxonomy. *VIRUSES-BASEL* **11**, 930. [doi:10.3390/v11100930](https://doi.org/10.3390/v11100930)
- Fages A, Hanghøj K, Khan N, Gaunitz C, Seguin-Orlando A, Leonardi M, McCrory Constantz C, Gamba C, Al-Rasheid KAS, Albizuri S, Alfarhan AH, Allentoft M, Alquraishi S, Anthony D, Baimukhanov N, Barrett JH, Bayarsaikhan J, Benecke N, Bernáldez-Sánchez E, Berrocal-Rangel L, Biglari F, Boessenkool S, Boldgiv B, Brem G, Brown D, Burger J, Crubézy E, Daugnora L, Davoudi H, de Barros Damgaard P, de Los Angeles de Chorro Y de Villa-Ceballos M, Deschler-Erb S, Detry C, Dill N, do Mar Oom M, Dohr A, Ellingvåg S, Erdenebaatar D, Fathi H, Felkel S, Fernández-Rodríguez C, García-Viñas E, Germonpré M, Granado JD, Hallsson JH, Hemmer H, Hofreiter M, Kasparov A, Khasanov M, Khazaeli R, Kosintsev P, Kristiansen K, Kubatbek T, Kuderna L, Kuznetsov P, Laleh H, Leonard JA, Lhuillier J, Liesau von Lettow-Vorbeck C, Log-

vin A, Lõugas L, **Ludwig A**, Luis C, Arruda AM, Marques-Bonet T, Matoso Silva R, Merz V, Mijiddorj E, Miller BK, Mochlov O, Mohaseb FA, Morales A, Nieto-Espinet A, Nistelberger H, Onar V, Pálsdóttir AH, Pitulko V, Pitskhelauri K, Pruvost M, Rajic Sikanjic P, Rapan Papeša A, Roslyakova N, Sardari A, Sauer E, Schafberg R, Scheu A, Schibler J, Schlumbaum A, Serrand N, Serres-Armero A, Shapiro B, Sheikhi Seno S, Shevnina I, Shidrang S, Southon J, Star B, Sykes N, Taheri K, Taylor W, Teegen WR, Trbojević Vukičević T, Trixl S, Tumen D, Undrakhbold S, Usmanova E, Vahdati A, Valenzuela-Lamas S, Viegas C, Wallner B, Weinstock J, Zaibert V, Clavel B, Lepetz S, Mashkour M, Helgason A, Stefánsson K, Barrey E, Willerslev E, Outram AK, Librado P, Orlando L (2019): Tracking five millennia of horse management with extensive ancient genome time series. *CELL* **177**, 1419–1435.e31. [doi:10.1016/j.cell.2019.03.049](https://doi.org/10.1016/j.cell.2019.03.049)

Fasel NJ, McMillian K, **Jakop U**, Mene-Saffrane L, Engel KM, Genoud M, **Müller K**, Christe P (2019): Modification of sperm fatty acid composition during epididymal maturation in bats. *REPRODUCTION* **157**, 77–85. [doi:10.1530/REP-18-0463](https://doi.org/10.1530/REP-18-0463)

Fernandez-Gonzalez L, **Müller K**, **Jewgenow K**, **Zahmel J** (2019): Felid-gamete-rescue within EAZA – efforts and results in biobanking felid oocytes and sperm. *J ZOO AQUAR RES* **7**, 15–24. [doi:10.19227/jzar.v7i1.369](https://doi.org/10.19227/jzar.v7i1.369)

Ferreira SCM, **Hofer H**, Madeira de Carvalho L, **East ML** (2019): Parasite infections in a social carnivore: Evidence of their fitness consequences and factors modulating infection load. *ECOL EVOL* **9**, 8783–8799. [doi:10.1002/ece3.5431](https://doi.org/10.1002/ece3.5431)

Ferreira SCM, Torelli F, Klein S, Fyumagwa R, Karesh WB, **Hofer H**, Seeber F, **East ML** (2019): Evidence of high exposure to *Toxoplasma gondii* in free-ranging and captive African carnivores. *INT J PARASITOL-PARASIT WILDL* **8**, 111–117. [doi:10.1016/j.ijppaw.2018.12.007](https://doi.org/10.1016/j.ijppaw.2018.12.007)

Fischer M, Di Stefano J, **Gras P**, **Kramer-Schadt S**, Sutherland DR, Coulson G, **Stillfried M** (2019): Circadian rhythms enable efficient resource selection in a human-modified landscape. *ECOL EVOL* **9**, 7509–7527. [doi:10.1002/ece3.5283](https://doi.org/10.1002/ece3.5283)

Fritze M, **Costantini D**, **Fickel J**, **Wehner D**, **Czirják GÁ***, **Voigt CC*** (2019): Immune response of hibernating European bats to a fungal challenge. *BIOL OPEN* **8**, bio046078. [doi:10.1242/bio.046078](https://doi.org/10.1242/bio.046078)

Hagen KB, Frei S, **Ortmann S**, Głogowski R, Kreuzer M, Clauss M (2019): Digestive efficiency, digesta passage, resting metabolism and methane production in captive juvenile nutria (*Myocastor coypus*). *EUR J WILDL RES* **65**, 2–9. [doi:10.1007/s10344-018-1239-1](https://doi.org/10.1007/s10344-018-1239-1)

Hagen KB, Hammer S, Frei S, **Ortmann S**, Głogowski R, Kreuzer M, Clauss M (2019): Digestive physiology, resting metabolism and methane production of captive Indian crested porcupine (*Hystrix indica*). *J ANIM FEED SCI* **28**, 69–77. [doi:10.22358/jafs/102741/2019](https://doi.org/10.22358/jafs/102741/2019)

Heeger F, Wurzbacher C, Bourne EC, **Mazzoni CJ***, Monaghan MT* (2019): Combining the 5.8S and ITS2 to improve classification of fungi. *METHODS ECOL EVOL* **10**, 1702–1711. [doi:10.1111/2041-210X.13266](https://doi.org/10.1111/2041-210X.13266)

Heger T, Bernard-Verdier M, Gessler A, **Greenwood AD**, Grossart HP, Hilker M, Keinath S, Kowarik I, Kueffer C, Marquard E, Müller J, Niemeier S, Onandia G, Petermann JS, Rillig MC, Rödel MO, Saul WC, Schittko C, Tockner K, Joshi J, Jeschke JM (2019): Towards an integrative, eco-evolutionary understanding of ecological novelty: Studying and communicating interlinked effects of global change. *BIOSCIENCE* **69**, 888–899. [doi:10.1093/biosci/biz095](https://doi.org/10.1093/biosci/biz095)

Hermes R, Hildebrandt TB, Göritz F, Fasel NJ, Holtze S (2019): First cryopreservation of phyllostomid bat sperm. *THERIOGENOLOGY* **131**, 28–31. [doi:10.1016/j.theriogenology.2019.03.014](https://doi.org/10.1016/j.theriogenology.2019.03.014)

Heuck C, Herrmann C, Levers C, Leitão PJ, **Krone O**, Brandl R, Albrecht J (2019): Wind turbines in high quality habitat cause disproportionate increases in collision mortality of the white-tailed eagle. *BIOL CONSERV* **236**, 44–51. [doi:10.1016/j.biocon.2019.05.018](https://doi.org/10.1016/j.biocon.2019.05.018)

Heym EC, Kampen H, **Krone O**, Schäfer M, Werner D (2019): Molecular detection of vector-borne pathogens from mosquitoes collected in two zoological gardens in Germany. *PARASITOL RES* **118**, 2097–2105. [doi:10.1007/s00436-019-06327-5](https://doi.org/10.1007/s00436-019-06327-5)

Hofman MPG, Hayward MW, Heim M, Marchand P, Rolandsen C, Mattisson J, Urbano F, Heurich M, Mysterud A, **Melzheimer J**, Morellet N, Voigt U, Allen BL, Gehr B, Rouco C, Ullmann W, Holland Ø, Jorgensen N, Steinheim G, Cagnacci F, Kröschel M, Kaczensky P, Buveibaatar B, Payne JC, **Palmegiani I**, Jerina K, Kjellander P, Johansson Ö, LaPoint S, Bayrakçismith R, Linnell J, Zaccaroni M, Jorge MLSP, Oshima JEF, Songhurst A, Fischer C, Mc Bride RT, Thompson JT, Streif S, Sandfort R, Bonenfant C, Drouilly M, Klapproth M, Zinner D, Yarnell R, Stronza A, Willmott L, Meisingset E, Thaker M, Vanak AT, Nicoloso S, Gräber R, Saïd S, Boudreau MT, Devlin A, Hoogesteijn R, May-Junior JA, Nifong JC, Odden J, Quigley H, Tortato FR, Parker DM, Caso A, Perrine J, Tellaeche C, Zieba F, Zwiłjaczyk-Kozica T, Appel C, Axsom I, Bean WT, Cristescu B, Périquet S, Teichman KJ, Karpanty S, Licoppe A, **Menges V**, Black K, Scheppers T, Schai-Braun SC, de Azevedo FC, Lemos FG, Payne A, Swanepoel LH, Weckworth BV, **Berger A**, Bertassoni A, McCulloch G, Šustr P, Athreya V, Bockmuehl D, Caesar J, Ekori A, Melovski D, Richard-Hansen C, Van de Vyver D, Reyna-Hurtado R, Robardet E, Selva N, Sergiel A, Farhadinia M, Sunde P, **Portas R**, Ambarli H, Berzins R, Kappeler PM, Mann GK, Pyritz L, Bisset C, Grant T, Steinmetz R, Swedell L, Welch RJ, Armenteras D, Bidder OR, González TM, Rosenblatt A, Kacjel S, Balkenhol N (2019): Right on track? Performance of satellite telemetry in terrestrial wildlife research. *PLOS ONE* **14**, 1–26. [doi:10.1371/journal.pone.0216223](https://doi.org/10.1371/journal.pone.0216223)

Hohmann G, **Ortmann S**, Remer T, Fruth B (2019): Fishing for iodine: What aquatic foraging by bonobos tells us about human evolution. *BMC ZOOLOG* **4**, 5. [doi:10.1186/s40850-019-0043-z](https://doi.org/10.1186/s40850-019-0043-z)

Hryciuk MM, Braun BC, Bailey LD, Jewgenow K (2019): Functional and morphological characterization of small and large steroidogenic luteal cells from domestic cats before and during culture. *FRONT ENDOCRINOL* **10**, 724. [doi:10.3389/fendo.2019.00724](https://doi.org/10.3389/fendo.2019.00724)

Huber N, Marasco V, Painer J, Vetter SG, **Göritz F**, Kaczensky P, Walzer C (2019): Leukocyte coping capacity: an integrative parameter for wildlife welfare within conservation interventions. *FRONT VET SCI* **6**, 105. [doi:10.3389/fvets.2019.00105](https://doi.org/10.3389/fvets.2019.00105)

Jakop U, Svetlichnyy V, Schiller J, Schulze M, Schroeter F, **Müller K** (2019): *In vitro* supplementation with unsaturated fatty acids improves boar sperm viability after storage at 6 °C. *ANIM REPROD SCI* **206**, 60–68. [doi:10.1016/j.anireprosci.2019.05.008](https://doi.org/10.1016/j.anireprosci.2019.05.008)

Jarquín-Díaz VH, Balard A, Jost J, Kraft J, Dikmen MN, Kvičerová J, **Heitlinger E** (2019): Detection and quantification of house mouse *Eimeria* at the species level – challenges and solutions for the assessment of coccidia in wildlife. *INT J PARASITOL-PARASIT WILDL* **10**, 29–40. [doi:10.1016/j.ijppaw.2019.07.004](https://doi.org/10.1016/j.ijppaw.2019.07.004)

Jewgenow K, Fernandez-Gonzalez L, Jänsch S, Viertel D, Zahmel J (2019): Brilliant cresyl blue staining allows the selection for developmentally competent immature feline oocytes. *THERIOGENOLOGY* **126**, 320–325. [doi:10.1016/j.theriogenology.2018.12.021](https://doi.org/10.1016/j.theriogenology.2018.12.021)

Kanagaraj R, Araujo MB, Barman R, Davidar P, De R, Digal DK, Gopi GV, Johnsingh AJT, Kakati K, **Kramer-Schadt S**, Lamichhane BR, Lyngdoh S, Mahdusudan MD, Najjar MUI, Parida J, Pradhan NMB, Puyravaud JP, Raghunath R, Rahim PPA, Selvan KM, Subedi N, Trabucco A, Udayraj S, Wiegand T, Williams AC, Goyal SP (2019): Predicting range shifts of Asian elephants under global change. *DIVERS DISTRIBUTION* **25**, 822–838. [doi:10.1111/ddi.12898](https://doi.org/10.1111/ddi.12898)

Khwaja H, Buchan C, Wearn OR, Bahaa-el-din L, Bantlin D, Bernard H, Bitariho R, **Bohm T**, Borah J, Brodie J, Chutipong W, du Preez B, Ebang-Mbele A, **Edwards S**, Fairet E, Frechette JL, Garside A, Gibson L, Giordano A, Veeraswami Gopi G, Granados A, Gubbi S, Harich F, Haurez B, Havmøller RW, Helmy O, Isbell LA, Jenks K, Kalle R, Kamjing A, Khamcha D, Kiebou-Opepa C, Kinnaird M, Kruger C, Laudisoit A, Lynam A, Macdonald SE, **Mathai J**, Metsio Sienne J, Meier A, Mills D, Mohd-AzlanJ, Nakashima Y, Nash HC, Ngoprasert D, **Nguyen A**, O'Brien T, Olson D, Orbell C, Poulsen J, Ramesh T, Reeder D, Reyna R, Rich LN, Rode-Margono J, Rovero F, Sheil D, Shirley MH, Stratford K, Sukumal N, Suwanrat S, Tantipisanuh N, **Tilker A**, Van Berkel T, Van der Weyde LK, Varney M, Weise F, Wiesel I, **Wilting A**, **Wong ST**, Waterman C, Challender DWS (2019): Pangolins in global camera trap data: Implications for ecological monitoring. *GLOB ECOL CONSERV* **20**, e00769. [doi:10.1016/j.gecco.2019.e00769](https://doi.org/10.1016/j.gecco.2019.e00769)

Kiani A, Clauss M, **Ortmann S**, Vendl C, Congdon ER, Herrera EA, Kreuzer M, Schwarm A (2019): Digestive physiology of captive capybara (*Hydrochoerus hydrochaeris*). *ZOO BIOL* **38**, 167–179. [doi:10.1002/zoo.21472](https://doi.org/10.1002/zoo.21472)

Kravchenko K, **Lehnert LS**, Vlaschenko AS, **Voigt CC** (2019): Multiple isotope tracers in fur keratin discriminate between mothers and offspring. *RAPID COMMUN MASS SPECTROM* **33**, 907–913. [doi:10.1002/rcm.8417](https://doi.org/10.1002/rcm.8417)

Krone O, **Bailey LD**, **Jähnig S**, Lauth T, **Dehnhard M** (2019): Monitoring corticoid metabolites in urine of white-tailed sea eagles: Negative effects of road proximity on breeding pairs. *GEN COMP ENDOCRINOL* **283**, 113223. [doi:10.1016/j.ygcen.2019.113223](https://doi.org/10.1016/j.ygcen.2019.113223)

Krone O, Kenntner N, Ebner N, **Szentiks CA**, Dänicke S (2019): Comparing erosion and organ accumulation rates of lead and alternative lead-free ammunition fed to captive domestic ducks. *AMBIO* **48**, 1065–1071. [doi:10.1007/s13280-019-01183-0](https://doi.org/10.1007/s13280-019-01183-0)

Leparmarai PT, Sinz S, Kunz C, Liesegang A, **Ortmann S**, Kreuzer M, Marquardt S (2019): Transfer of total phenols from a grapeseed-supplemented diet to dairy sheep and goat milk, and effects on performance and milk quality. *J ANIM SCI* **97**, 1840–1851. [doi:10.1093/jas/skz046](https://doi.org/10.1093/jas/skz046)

Lindecke O, Elksne A, Holland RA, Pētersons G, **Voigt CC** (2019): Experienced migratory bats integrate the sun's position at dusk for navigation at night. *CURR BIOL* **29**, 1369–1373. [doi:10.1016/j.cub.2019.03.002](https://doi.org/10.1016/j.cub.2019.03.002)

Lindecke O, Elksne A, Holland RA, Pētersons G, **Voigt CC** (2019): Orientation and flight behaviour identify the Soprano pipistrelle as a migratory species at the Baltic Sea coast. *J ZOOLOG* **308**, 56–65. [doi:10.1111/jzo.12654](https://doi.org/10.1111/jzo.12654)

Ludwig C, **Dehnhard M**, **Pribbenow S**, Silinski-Mehr S, **Hofer H**, **Wachter B** (2019): Asymmetric reproductive aging in cheetah (*Acinonyx jubatus*) females in European zoos. *J ZOO AQUAR RES* **7**, 87–93. [doi:10.19227/jzar.v7i2.382](https://doi.org/10.19227/jzar.v7i2.382)

Luo D, Li Y, Zhao Q, Zhao L, **Ludwig A**, Peng Z (2019): Highly resolved phylogenetic relationships within order Acipenseriformes according to novel nuclear markers. *GENES* **10**, 38. [doi:10.3390/genes10010038](https://doi.org/10.3390/genes10010038)

Maas B, Heath S, Grass I, Cassano C, Classen A, Faria D, **Gras P**, Williams-Guillén K, Johnson M, Karp D, Linden V, Martínez Salinas MA, Schmack JM, Kross S (2019): Experimental field enclosure of birds and bats in agricultural systems – methodological insights, potential improvements, and cost-benefit trade-offs. *BASIC APPL ECOL* **35**, 1–12. [doi:10.1016/j.baae.2018.12.002](https://doi.org/10.1016/j.baae.2018.12.002)

Maasjost J, Lüscho D, Kleine A, Hafez HM, **Mühldorfer K** (2019): Presence of virulence genes in *Enterococcus* species isolated from meat turkeys in Germany does not correlate with chicken embryo lethality. *BIOMED RES INT* **2019**, 6147695. [doi:10.1155/2019/6147695](https://doi.org/10.1155/2019/6147695)

Magalhaes S, **Courtiol A** (2019): Tell me who you mate with, I'll tell you what's going on. *PEER COMMUNITY EVOL BIOL* 100075. [doi:10.24072/pci.evolbiol.100075](https://doi.org/10.24072/pci.evolbiol.100075)

Mathai J, **Niedballa J**, **Radchuk V**, Sollmann R, **Heckmann I**, Brodie J, Struebig M, Hearn AJ, Ross J, Macdonald DW, Hin J, **Wilting A** (2019): Identifying refuges for Borneo's elusive Hose's civet. *GLOB ECOL CONSERV* **17**, e00531. [doi:10.1016/j.gecco.2019.e00531](https://doi.org/10.1016/j.gecco.2019.e00531)

Matsuda I, Espinosa-Gómez FC, **Ortmann S**, Sha JCM, Osman I, Nijboer J, Schwarm A, Ikeda T, Claus M (2019): Retention marker excretion suggests incomplete digesta mixing across the order primates. *PHYSIOL BEHAV* **208**, 112558. [doi:10.1016/j.physbeh.2019.112558](https://doi.org/10.1016/j.physbeh.2019.112558)

Mengüllüoğlu D, Ambarli H (2019): Assessing caracal-prey interactions by spatial and temporal analyses. *EUR J WILDL RES* **65**, 54. [doi:10.1007/s10344-019-1294-2](https://doi.org/10.1007/s10344-019-1294-2)

Mengüllüoğlu D, **Fickel J**, **Hofer H**, **Förster DW** (2019): Non-invasive faecal sampling reveals spatial organization and improves measures of genetic diversity for the conservation assessment of territorial species: Caucasian lynx as a case species. *PLOS ONE* **14**, e0216549. [doi:10.1371/journal.pone.0216549](https://doi.org/10.1371/journal.pone.0216549)

Mengüllüoğlu D, İlaslan E, Emir H, **Berger A** (2019): Diet and wild ungulate preferences of wolves in northwestern Anatolia during winter. *PEERJ* **7**, e7446. [doi:10.7717/peerj.7446](https://doi.org/10.7717/peerj.7446)

Montero-Mendieta S, **Dheer A** (2019): Digest: Resolving phylogenomic conflicts in characiform fishes. *EVOLUTION* **73**, 416–418. [doi:10.1111/evo.13666](https://doi.org/10.1111/evo.13666)

Movalli P, Duke G, Ramello G, Dekker R, Vrezec A, Shore RF, García-Fernández A, Wernham C, **Krone O**, Alygizakis N, **Badry A**, Barbagli F, Biesmeijer K, Boano G, Bond AL, Choresch Y, Christensen JB, Cincinelli A, Danielsson S, Dias A, Dietz R, Eens M, Espín S, Eulaers I, Frahnert S, Fuiz TI, Gkotsis G, Glowacka N, Gómez-Ramírez P, Grotti M, Guiraud M, Hosner P, Johansson U, Jaspers VLB, Kamminga P, Koschorreck J, Knopf B, Kubin E, LoBrutto S, Lourenco R, Martellini T, Martínez-López E, Mateo R, Nika MC, Nikolopoulou V, Osborn D, Pauwels O, Pavia M, Pereira MG, Rüdél H, Slobodnik J, Sonne C, Thomaidis N, Töpfer T, Treu G, Väinölä R, Valkama J, Van der Mije S, Vangeluwe D, Warren BH, Woog F (2019): Progress on bringing together raptor collections in Europe for contaminant research and monitoring in relation to chemicals regulation. *ENVIRON SCI POLLUT RES* **26**, 20132–20136. [doi:10.1007/s11356-019-05340-6](https://doi.org/10.1007/s11356-019-05340-6)

Mühldorfer K, Rau J, Fawzy A, Heydel C, Glaeser SP, Van der Linden M, Kutzer P, Knauf-Witzens T, Hanczaruk M, Eckert AS, Eisenberg T (2019): *Streptococcus castoreus*, an uncommon group A *Streptococcus* in beavers. *ANTONIE VAN LEEUWENHOEK* **112**, 1663–1673. [doi:10.1007/s10482-019-01293-5](https://doi.org/10.1007/s10482-019-01293-5)

Müller-Klein N, Heistermann M, Strube C, **Franz M**, Schülke O, Ostner J (2019): Exposure and susceptibility drive reinfection with gastrointestinal parasites in a social primate. *FUNCT ECOL* **33**, 1088–1098. [doi:10.1111/1365-2435.13313](https://doi.org/10.1111/1365-2435.13313)

Müller-Klein N, Heistermann M, Strube C, Morbach ZM, Lillie N, **Franz M**, Schülke O, Ostner J (2019): Physiological and social consequences of gastrointestinal nematode infection in a nonhuman primate. *BEHAV ECOL* **30**, 322–335. [doi:10.1093/beheco/ary168](https://doi.org/10.1093/beheco/ary168)

Naguib M, Diehl J, van Oers K, **Snijders L** (2019): Repeatability of signalling traits in the avian dawn chorus. *FRONT ZOOLOG* **16**, 27. [doi:10.1186/s12983-019-0328-7](https://doi.org/10.1186/s12983-019-0328-7)

Nguyen A, Tran VB, Huang MD, Nguyen TAM, Nguyen DT, Tran VT, Long B, Meijaard E, Holland J, **Wilting A**, **Tilker A** (2019): Camera-trap evidence that the silver-backed chevrotain *Tragulus versicolor* remains in the wild in Vietnam. *NAT ECOL EVOL* **3**, 1650–1654. [doi:10.1038/s41559-019-1027-7](https://doi.org/10.1038/s41559-019-1027-7)

Niedballa J, **Wilting A**, Sollmann R, **Hofer H**, **Courtiol A** (2019): Assessing analytical methods for detecting spatiotemporal interactions between species from camera trapping data. *REMOTE SENS ECOL CONSERV* **5**, 272–285. [doi:10.1002/rse2.107](https://doi.org/10.1002/rse2.107)

Numberger D, Dreier C, **Vullioud C**, Gabriel G, **Greenwood AD**, Grossart HP (2019): Recovery of influenza A viruses from lake water and sediments by experimental inoculation. *PLOS ONE* **14**, e0216880. [doi:10.1371/journal.pone.0216880](https://doi.org/10.1371/journal.pone.0216880)

Numberger D, Ganzert L, Zoccarato L, **Mühdorfer K**, Sauer S, Grossart HP, **Greenwood AD** (2019): Characterization of bacterial communities in wastewater with enhanced taxonomic resolution by full-length 16S rRNA sequencing. *SCI REP* **9**, 9673. [doi:10.1038/s41598-019-46015-z](https://doi.org/10.1038/s41598-019-46015-z)

Numberger D, Riedel T, **McEwen G**, Nübel U, Frentrup M, Schober I, Bunk B, Spröer C, Overmann J, Grossart HP, **Greenwood AD** (2019): Genomic analysis of three *Clostridioides difficile* isolates from urban water sources. *ANAEROBE* **56**, 22–26. [doi:10.1016/j.anaerobe.2019.01.002](https://doi.org/10.1016/j.anaerobe.2019.01.002)

Presslee S, Slater GJ, Pujos F, Forasiepi AM, Fischer R, Molloy K, Mackie M, Olsen JV, Kramarz A, Taglioretto M, Scaglia F, Lezcano M, Lanata JL, Southon J, Feranec R, Bloch J, Hajduk A, Martin FM, Gismondi RS, Reguero M, de Muizon C, **Greenwood AD**, Chait BT, Penkman K, Collins M, MacPhee RDE (2019): Palaeoproteomics resolves sloth relationships. *NAT ECOL EVOL* **3**, 1121–1130. [doi:10.1038/s41559-019-0909-z](https://doi.org/10.1038/s41559-019-0909-z)

Prinz C, **Stillfried M**, Neubert LK, Denner J (2019): Detection of PCV3 in German wild boars. *VIROL J* **16**, 25. [doi:10.1186/s12985-019-1133-9](https://doi.org/10.1186/s12985-019-1133-9)

Przybyło M, Clauss M, **Ortmann S**, Kowalski ZM, Górka P (2019): The effect of fructose supplementation on feed intake, nutrient digestibility and digesta retention time in Reeves's muntjac (*Muntiacus reevesi*). *J ANIM PHYSIOL ANIM NUTR* **103**, 1684–1693. [doi:10.1111/jpn.13188](https://doi.org/10.1111/jpn.13188)

Przybyło M, Hummel J, **Ortmann S**, Codron D, Kohlschein GM, Kilga D, Smithyman J, Przybyło U, Świerk S, Hammer S, Hatt JM, Górka P, Clauss M (2019): Digesta passage in nondomestic ruminants: Separation mechanisms in 'moose-type' and 'cattle-type' species, and seemingly atypical browsers. *COMP BIO-CHEM PHYSIOL A-MOL INTEGR PHYSIOL* **235**, 180–192. [doi:10.1016/j.cbpa.2019.06.010](https://doi.org/10.1016/j.cbpa.2019.06.010)

Radchuk V, de Laender F, Sarmiento Cabral J, Boulangeat I, Crawford M, Bohn F, de Raedt J, **Scherer C**, Svenning JC, Thonicke K, Schurr FM, Grimm V, **Kramer-Schadt S** (2019): The dimensionality of stability depends on disturbance type. *ECOL LETT* **22**, 674–684. [doi:10.1111/ele.13226](https://doi.org/10.1111/ele.13226)

Radchuk V, **Kramer-Schadt S**, **Fickel J**, **Wilting A** (2019): Distributions of mammals in Southeast Asia: The role of the legacy of climate and species body mass. *J BIOGEOGR* **46**, 2350–2362. [doi:10.1111/jbi.13675](https://doi.org/10.1111/jbi.13675)

Radchuk V, **Kramer-Schadt S**, Grimm V (2019): Transferability of mechanistic ecological models is about emergence. *TRENDS ECOL EVOL* **34**, 487–488. [doi:10.1016/j.tree.2019.01.010](https://doi.org/10.1016/j.tree.2019.01.010)

Radchuk V, Reed T, Teplitsky C, van de Pol M, Charmantier A, Hassall C, Adamík P, Adriaensen F, Ahola MP, Arcese P, Avilés JM, Balbontin J, Berg KS, Borrás A, Burthe S, Clobert J, Dehnhard N, de Lope F, Dhondt AA, Dingemanse NJ, Doi H, Eeva T, **Fickel J**, Filella I, Fossøy F, Goodenough AE, Hall SJG, Hansson B, Harris M, Hasselquist D, Hickler T, Joshi J, Kharouba H, Martínez JG, Mihoub JB, Mills JA, Molina-Morales M, Moksnes A, Ozgul A, Parejo D, Pilard P, Poisbleau M, Rousset F, Rödel MO, Scott D, Senar JC, Stefanescu C, Stokke BG, Kusano T, Tarka M, Tarwater CE, Thonicke K, Thorley J, **Wilting A**, Tryjanowski P, Merilä J, Sheldon BC, Møller AP, Matthysen E, Janzen F, Dobson FS, Visser ME, Beissinger SR, **Courtiol A***, **Kramer-Schadt S*** (2019): Adaptive responses of animals to climate change are most likely insufficient. *NAT COMMUN* **10**, 3109. [doi:10.1038/s41467-019-10924-4](https://doi.org/10.1038/s41467-019-10924-4)

Rast W*, **Barthel LMF***, **Berger A** (2019): Music festival makes hedgehogs move: How individuals cope behaviourally in response to human-induced stressors. *ANIMALS* **9**, 455. [doi:10.3390/ani9070455](https://doi.org/10.3390/ani9070455)

Reinhardt I, Kluth G, Nowak C, **Szentiks CA**, **Krone O**, Ansorge H, Mueller T (2019): Military training areas facilitate the re-colonization of wolves in Germany. *CONSERV LETT* **12**, e12635. [doi:10.1111/conl.12635](https://doi.org/10.1111/conl.12635)

Renner IW, **Louvrier J**, Gimenez O (2019): Combining multiple data sources in species distribution models while accounting for spatial dependence and overfitting with combined penalized likelihood maximization. *METHODS ECOL EVOL* **10**, 2118–2128. [doi:10.1111/2041-210X.13297](https://doi.org/10.1111/2041-210X.13297)

Runting RK, Ruslandi G, Griscom BW, Struebig MJ, Satar M, Meijaard E, Burivalova Z, Cheyne SM, Deere NJ, Game ET, Putz FE, Wells JA, **Wilting A**, Ancrenaz M, Ellis P, Khan FAA, Leavitt SM, Marshall AJ, Possingham HP, Watson JEM, Venter OPY (2019): Larger gains from improved management over sparing-sharing for tropical forests. *NAT SUSTAIN* **2**, 53–61. [doi:10.1038/s41893-018-0203-0](https://doi.org/10.1038/s41893-018-0203-0)

Ruoss S, Becker NI, Otto MS, **Czirják GÁ**, Encarnação JA (2019): Effect of sex and reproductive status on the immunity of the temperate bat *Myotis daubentonii*. *MAMM BIOL* **94**, 120–126. [doi:10.1016/j.mam-bio.2018.05.010](https://doi.org/10.1016/j.mam-bio.2018.05.010)

Scherer C, **Radchuk V**, Staubach C, **Müller S**, Blaum N, Thulke HH, **Kramer-Schadt S** (2019): Seasonal host life-history processes fuel disease dynamics at different spatial scales. *J ANIM ECOL* **88**, 1812–1824. [doi:10.1111/1365-2656.13070](https://doi.org/10.1111/1365-2656.13070)

Schulze M, **Czirják GÁ**, **Müller K**, Bortfeldt R, Jung M, **Jakop U** (2019): Antibacterial defense and sperm quality in boar ejaculates. *J REPROD IMMUNOL* **131**, 13–20. [doi:10.1016/j.jri.2018.11.001](https://doi.org/10.1016/j.jri.2018.11.001)

Schuster RK, **Wibbelt G**, Maio E, Wernery U, Sivakumar S (2019): Diaplacental infection of a Bactrian camel (*Camelus bactrianus*) with the filarial worm *Dipetalonema evansi*: A case report. J CAMEL PRACT RES **26**, 1–5. [doi:10.5958/2277-8934.2019.00036.5](https://doi.org/10.5958/2277-8934.2019.00036.5)

Schwemmer P, Corman AM, Koch D, Borrmann RM, Koschorreck J, **Voigt CC**, Garthe S (2019): Charakterisierung der Habitatwahl von Silbermöwen *Larus argentatus* durch GPS-Datenlogger zur Einschätzung der Schadstoffbelastung an der deutschen Nordseeküste. VOGELWARTE **57**, 13–30.

Schwensow N, Castro-Prieto A, **Wachter B**, Sommer S (2019): Immunological MHC supertypes and allelic expression: How low is the functional MHC diversity in free-ranging Namibian cheetahs? CONSERV GENET **20**, 66–80. [doi:10.1007/s10592-019-01143-x](https://doi.org/10.1007/s10592-019-01143-x)

Seeber PA, **Dayaram A**, Sicks F, Osterrieder N, **Franz M**, **Greenwood AD** (2019): Non-invasive detection of equid herpesviruses in fecal samples. APPL ENVIRON MICROBIOL **85**, e02234-18. [doi:10.1128/AEM.02234-18](https://doi.org/10.1128/AEM.02234-18)

Seeber PA, **Franz M**, **Greenwood AD**, **East ML** (2019): Life history stage and extrinsic factors affect behavioural time allocation in plains zebras (*Equus quagga*) in the Serengeti ecosystem. BEHAV ECOL SOCIOBIOL **73**, 126. [doi:10.1007/s00265-019-2738-0](https://doi.org/10.1007/s00265-019-2738-0)

Seeber PA, **McEwen GK**, **Löber U**, **Förster DW**, **East ML**, **Melzheimer J**, **Greenwood AD** (2019): Terrestrial mammal surveillance using hybridization capture of environmental DNA from African waterholes. MOL ECOL RESOUR **19**, 1486–1496. [doi:10.1111/1755-0998.13069](https://doi.org/10.1111/1755-0998.13069)

Seltmann A, **Webster F**, **Ferreira SCM**, **Czirják GÁ**, **Wachter B** (2019): Age-specific gastrointestinal parasite shedding in free-ranging cheetahs (*Acinonyx jubatus*) on Namibian farmland. PARASITOL RES **118**, 851–859. [doi:10.1007/s00436-018-6190-2](https://doi.org/10.1007/s00436-018-6190-2)

Shebzukhov Y, **Holtze S**, Hirseland H, Schäfer H, Radbruch A, **Hildebrandt TB**, Grützkau A (2019): Identification of cross-reactive antibodies for the detection of lymphocytes, myeloid cells and haematopoietic precursors in the naked mole rat. EUR J IMMUNOL **49**, 2103–2110. [doi:10.1002/eji.201948124](https://doi.org/10.1002/eji.201948124)

Shekhidem HA, Sharvit L, Leman E, Manov I, Roichman A, **Holtze S**, Huffman DM, Cohen HY, **Hildebrandt TB**, Shams I*, Atzmon G* (2019): Telomeres and longevity: A cause or an effect? INT J MOL SCI **20**, 3233. [doi:10.3390/ijms20133233](https://doi.org/10.3390/ijms20133233)

Snijders L, Greggor AL, Hilderink F, Doran C (2019): Effectiveness of animal conditioning interventions in reducing human-wildlife conflict. A systematic map protocol. ENVIRON EVID **8**, 10. [doi:10.1186/s13750-019-0153-7](https://doi.org/10.1186/s13750-019-0153-7)

Snijders L, Kurvers RHJM, Krause S, Tump AN, Ramnarine IW, Krause J (2019): Females facilitate male food patch discovery in a wild fish population. J ANIM ECOL **88**, 1950–1960. [doi:10.1111/1365-2656.13086](https://doi.org/10.1111/1365-2656.13086)

Somerville V, Schwaiger M, Hirsch PE, Walser JC, Bussmann K, **Weyrich A**, Burkhardt-Holm P, Adrian-Kalchhauser I (2019): DNA methylation patterns in the round goby hypothalamus support an on-the-spot decision scenario for territorial behavior. GENES **10**, 219. [doi:10.3390/genes10030219](https://doi.org/10.3390/genes10030219)

Stöck M, Fakhrazadeh F, Kuhl H, Rozenblut-Kościsty B, Leinweber S, **Patel R**, Ebrahimi M, Voitel S, Schmidler JF, Kami HG, Ogielska M, **Förster DW** (2019): Shedding light on a secretive tertiary urode-

lean relict: Hynobiid salamanders (*Paradactylodon persicus* s.l.) from Iran, illuminated by phylogeographic, developmental and transcriptomic data. GENES **10**, 306. [doi:10.3390/genes10040306](https://doi.org/10.3390/genes10040306)

Straka TM, Wolf M, Gras P, Buchholz S, **Voigt CC** (2019): Tree cover mediates the effect of artificial light on urban bats. FRONT ECOL EVOL **7**, 91. [doi:10.3389/fevo.2019.00091](https://doi.org/10.3389/fevo.2019.00091)

Teckentrup L, **Kramer-Schadt S**, Jeltsch F (2019): The risk of ignoring fear: Underestimating the effects of habitat loss and fragmentation on biodiversity. LANDSC ECOL **34**, 2851–2868. [doi:10.1007/s10980-019-00922-8](https://doi.org/10.1007/s10980-019-00922-8)

Tilker A, Abrams JF, Mohamed A, Nguyen A, Wong ST, Sollmann R, **Niedballa J, Bhagwat T**, Gray TNE, Rawson BM, Guegan F, Kissing J, Wegmann M, **Wilting A** (2019): Habitat degradation and indiscriminate hunting differentially impact faunal communities in the Southeast Asian tropical biodiversity hotspot. COMMUN BIOL **2**, 396. [doi:10.1038/s42003-019-0640-y](https://doi.org/10.1038/s42003-019-0640-y)

Trinogga AL, Courtiol A, Krone O (2019): Fragmentation of lead-free and lead-based hunting rifle bullets under real life hunting conditions in Germany. AMBIO **48**, 1056–1064. [doi:10.1007/s13280-019-01168-z](https://doi.org/10.1007/s13280-019-01168-z)

Troxell SA, Holderied MW, Pētersons G, **Voigt CC** (2019): Nathusius' bats optimize long-distance migration by flying at maximum range speed. J EXP BIOL **222**, jeb1766396. [doi:10.1242/jeb.176396](https://doi.org/10.1242/jeb.176396)

Veiga IMB, Lüscho D, Gutzler S, Hafez HM, **Mühldorfer K** (2019): Phylogenetic relationship of *Ornithobacterium rhinotracheale* isolated from poultry and diverse avian hosts based on 16s rRNA and rpoB gene analyses. BMC MICROBIOL **19**, 31. [doi:10.1186/s12866-019-1395-9](https://doi.org/10.1186/s12866-019-1395-9)

Vilaça ST*, Lima CS*, **Mazzoni CJ**, Santos FR, de Thoisy B (2019): Manatee genomics supports a special conservation area along the Guianas coastline under the influence of the Amazon River plume. ESTUAR COAST SHELF SCI **226**, 106286. [doi:10.1016/j.ecss.2019.106286](https://doi.org/10.1016/j.ecss.2019.106286)

Voigt CC, Bumrungsri S, **Roeleke M** (2019): Rapid descent flight by a molossid bat (*Chaerephon plicatus*) returning to its cave. MAMM BIOL **95**, 15–17. [doi:10.1016/j.mambio.2019.01.001](https://doi.org/10.1016/j.mambio.2019.01.001)

Voigt CC, Rosner E, Guglielmo CG, **Currie SE** (2019): Fatty acid profiles of the European migratory common noctule bat (*Nyctalus noctula*). SCI NAT **106**, 33. [doi:10.1007/s00114-019-1627-8](https://doi.org/10.1007/s00114-019-1627-8)

Voigt CC, Straka TM, Fritze M (2019): Producing wind energy at the cost of biodiversity: A stakeholder view on a green-green dilemma. J RENEW SUSTAIN ENERGY **11**, 063303. [doi:10.1063/1.5118784](https://doi.org/10.1063/1.5118784)

Volodin IA, Nahlik A, Tari T, **Frey R**, Volodina EV (2019): Rutting roars in native Pannonian red deer of Southern Hungary and the evidence of acoustic divergence of male sexual vocalization between Eastern and Western European red deer (*Cervus elaphus*). MAMM BIOL **94**, 54–65. [doi:10.1016/j.mambio.2018.10.009](https://doi.org/10.1016/j.mambio.2018.10.009)

Vullioud C*, **Davidian E***, **Wachter B**, Rousset F, **Courtiol A***, **Höner OP*** (2019): Social support drives female dominance in the spotted hyaena. NAT ECOL EVOL **3**, 71–76. [doi:10.1038/s41559-018-0718-9](https://doi.org/10.1038/s41559-018-0718-9)

Welke RW, Haralampiev I, **Schröter F, Braun BC**, Herrmann A, Sieben C, Müller P (2019): Inhibition of influenza virus activity by the bovine seminal plasma protein PDC-109. EUR BIOPHYS J BIOPHYS LETT **48**, 503–511. [doi:10.1007/s00249-019-01374-3](https://doi.org/10.1007/s00249-019-01374-3)

Weyrich A, Lenz D, Fickel J (2019): Environmental change-dependent inherited epigenetic response. *GENES* **10**, 4. [doi:10.3390/genes10010004](https://doi.org/10.3390/genes10010004)

Wilson KS, **Wauters J**, Valentine I, McNeilly A, Girling S, Li R, Li D, Zhang H, Rae MT, Howie F, Andrew R, Duncan WC (2019): Urinary estrogens as a non-invasive biomarker of viable pregnancy in the giant panda (*Ailuropoda melanoleuca*). *SCI REP* **9**, 12772. [doi:10.1038/s41598-019-49288-6](https://doi.org/10.1038/s41598-019-49288-6)

Wong ST, Belant JL, Sollmann R, **Mohamed A, Niedballa J, Mathai J**, Street GM, **Wilting A** (2019): Influence of body mass, sociality, and movement behavior on improved detection probabilities when using a second camera trap. *GLOB ECOL CONSERV* **20**, e00791. [doi:10.1016/j.gecco.2019.e00791](https://doi.org/10.1016/j.gecco.2019.e00791)

2018

Abrams JF, Hohn S, Rixen T, Merico A (2018): Sundaland peat carbon dynamics and its contribution to the Holocene atmospheric CO₂ concentration. *GLOB BIOGEOCHEM CYCLE* **32**, 704–719. [doi:10.1002/2017GB005763](https://doi.org/10.1002/2017GB005763)

Alberti F, Gonzalez J, Paijmans JLA, Basler N, Preick M, Henneberger K, Trinks A, Rabeder G, Conard NJ, Münzel SC, Joger U, **Fritsch G, Hildebrandt TB**, Hofreiter M, Barlow A (2018): Optimized DNA sampling of ancient bones using Computed Tomography (CT) scans. *MOL ECOL RESOUR* **18**, 1196–1208. [doi:10.1111/1755-0998.12911](https://doi.org/10.1111/1755-0998.12911)

Ambarlı H, **Mengüllüoğlu D, Fickel J, Förster DW** (2018): Population genetics of the main population of brown bears in southwest Asia. *PEERJ* **6**:e5660. [doi:10.7717/peerj.5660](https://doi.org/10.7717/peerj.5660)

Araújo Martins JL, Lopes MD, Ferreira de Souza F, Sossai Possebon F, **Wibbelt G, Jewgenow K** (2018): Cat preantral follicle survival after prolonged cooled storage followed by vitrification. *CRYOBIOLOGY* **81**, 94–100. [doi:10.1016/j.cryobiol.2018.02.004](https://doi.org/10.1016/j.cryobiol.2018.02.004)

Asad S, Siku J, Shabrani A, **Wilting A**, Rödel MO (2018): *Naja sumatrana* (Sumatran spitting cobra) diet. *HERPETOL REV* **49**, 134–135.

Azab W, **Dayaram A, Greenwood AD**, Osterrieder N (2018): How host specific are herpesviruses? Lessons from herpesviruses infecting wild and endangered mammals. *ANNU REV VIROL* **5**, 53–68. [doi:10.1146/annurev-virology-092917-043227](https://doi.org/10.1146/annurev-virology-092917-043227)

Bayerl H, Kraus RHS, Nowak C, **Foerster DW, Fickel J**, Kuehn R (2018): Fast and cost-effective single nucleotide polymorphism (SNP) detection in the absence of a reference genome using semideep next-generation Random Amplicon Sequencing (RAMseq). *MOL ECOL RESOUR* **18**, 107–117. [doi:10.1111/1755-0998.12717](https://doi.org/10.1111/1755-0998.12717)

Becker DJ, **Czirják GÁ**, Volokhov DV, Bentz AB, Carrera JE, Camus MS, Navara KJ, Chizhikov VE, Fenton MB, Simmons NB, Recuenco SE, Gilbert AT, Altizer S, Streicker DG (2018): Livestock abundance predicts vampire bat demography, immune profiles and bacterial infection risk. *PHILOS TRANS R SOC B-BIOL SCI* **373**, 20170089. [doi:10.1098/rstb.2017.0089](https://doi.org/10.1098/rstb.2017.0089)

Benhaiem S, Marescot L, East ML, Kramer-Schadt S, Gimenez O, Lebreton JD, **Hofer H** (2018): Slow recovery from a disease epidemic in the spotted hyena, a keystone social carnivore. *COMMUN BIOL* **1**, 201. [doi:10.1038/s42003-018-0197-1](https://doi.org/10.1038/s42003-018-0197-1)

- Benhaiem S, Marescot L, Hofer H, East ML, Lebreton JD, Kramer-Schadt S, Gimenez O** (2018): Robustness of eco-epidemiological capture-recapture parameter estimates to variation in infection state uncertainty. *FRONT VET SCI* **5**, 197. [doi:10.3389/fvets.2018.00197](https://doi.org/10.3389/fvets.2018.00197)
- Bens M, Szafranski K, **Holtze S**, Sahm A, Groth M, Kestler HA, **Hildebrandt TB**, Platzer M (2018): Naked mole-rat transcriptome signatures of socially suppressed sexual maturation and links of reproduction to aging. *BMC BIOL* **16**, 77. [doi:10.1186/s12915-018-0546-z](https://doi.org/10.1186/s12915-018-0546-z)
- Blankers T, **Vilaca ST**, Waurick I, Gray DA, Hennig RM, **Mazzoni CJ**, Mayerand F, Berdan EL (2018): Demography and selection shape transcriptomic divergence in field crickets. *EVOLUTION* **72**, 553–567. [doi:10.1111/evo.13435](https://doi.org/10.1111/evo.13435)
- Braun BC**, Okuyama MW, **Müller K, Dehnhard M, Jewgenow K** (2018): Steroidogenic enzymes, their products and sex steroid receptors during testis development and spermatogenesis in the domestic cat (*Felis catus*). *J STEROID BIOCHEM MOL BIOL* **178**, 135–149. [doi:10.1016/j.jsbmb.2017.11.013](https://doi.org/10.1016/j.jsbmb.2017.11.013)
- Briedis M, Krist M, Král M, **Voigt CC**, Adamík P (2018): Linking events throughout the annual cycle in a migratory bird – non-breeding period buffers accumulation of carry-over effects. *BEHAV ECOL SOCIO-BIOL* **72**, 93. [doi:10.1007/s00265-018-2509-3](https://doi.org/10.1007/s00265-018-2509-3)
- Brlík V, Ilieva M, Lisovski S, **Voigt CC**, Procházka P (2018): First insights into the migration route and migratory connectivity of the Paddyfield Warbler using geolocator tagging and stable isotope analysis. *J ORNITHOL* **159**, 879–882. [doi:10.1007/s10336-018-1557-9](https://doi.org/10.1007/s10336-018-1557-9)
- Brozovic R, Abrams JF, Mohamed A, Wong ST, Niedballa J**, Bhagwat T, Sollmann R, Mannan S, Kissing J, **Wilting A** (2018): Effects of forest degradation on the moonrat *Echinosorex gymnura* in Sabah, Malaysian Borneo. *MAMM BIOL* **93**, 135–143. [doi:10.1016/j.mambio.2018.10.003](https://doi.org/10.1016/j.mambio.2018.10.003)
- Budiharta S, Meijaard E, Gaveau DLA, Struebig MJ, **Wilting A, Kramer-Schadt S, Niedballa J**, Raes N, Maron M, Wilson KA (2018): Restoration to offset the impacts of developments at a landscape scale reveals opportunities, challenges and tough choices. *GLOB ENVIRON CHANGE-HUMAN POLICY DIMENS* **52**, 152–161. [doi:10.1016/j.gloenvcha.2018.07.008](https://doi.org/10.1016/j.gloenvcha.2018.07.008)
- Corbett S*, **Courtiol A***, Lummaa V*, Moorad J*, Stearns S* (2018): The transition to modernity and chronic disease: Mismatch and natural selection. *NAT REV GENET* **19**, 419–430. [doi:10.1038/s41576-018-0012-3](https://doi.org/10.1038/s41576-018-0012-3)
- Costantini D, **Seeber PA, Soilemetzidou SE**, Azab W, **Bohner J**, Buuveibaatar B, **Czirják G, East ML**, Greunz EA, Kaczensky P, Lamglait B, **Melzheimer J**, Uiseb K, Ortega A, Osterrieder N, Sandgreen DM, Simon M, Walzer C, **Greenwood AD** (2018): Physiological costs of infection: Herpesvirus replication is linked to blood oxidative stress in equids. *SCI REP* **8**, 10347. [doi:10.1038/s41598-018-28688-0](https://doi.org/10.1038/s41598-018-28688-0)
- Couriot O, Hewison AJM, Saïd S, Cagnacci F, Chamailé-Jammes S, Linnell JDC, Mysterud A, Peters W, Urbano F, Heurich M, Kjellander P, Nicoloso S, **Berger A**, Sustr P, Kroeschel M, Soennichsen L, Sandfort R, Gehr B, Morellet N (2018): Truly sedentary? The multi-range tactic as a response to resource heterogeneity and unpredictability in a large herbivore. *OECOLOGIA* **187**, 47–60. [doi:10.1007/s00442-018-4131-5](https://doi.org/10.1007/s00442-018-4131-5)
- Currie SE**, Stawski C, Geiser F (2018): Cold-hearted bats: Uncoupling of heart rate and metabolism during torpor at subzero temperatures. *J EXP BIOL* **221**. [doi:10.1242/jeb.170894](https://doi.org/10.1242/jeb.170894)

Dayaram A, Tsangaras K, Pavulraj S, Azab W, Groenke N, **Wibbelt G**, Sicks F, Osterrieder N, **Greenwood AD** (2018): Novel divergent polar bear-associated mastadenovirus recovered from a deceased juvenile polar bear. *MSPHERE* **3**, e00171-18. [doi:10.1128/mSphere.00171-18](https://doi.org/10.1128/mSphere.00171-18)

Edwards S, Cooper S, Uiseb K, Hayward M, **Wachter B**, **Melzheimer J** (2018): Making the most of by-catch data: Assessing the feasibility of utilising non-target camera trap data for occupancy modelling of a large felid. *AFR J ECOL* **56**, 885–894. [doi:10.1111/aje.12511](https://doi.org/10.1111/aje.12511)

Edwards S, **Fischer M**, **Wachter B**, **Melzheimer J** (2018): Coping with intrasexual behavioural differences: Capture-recapture abundance estimation of male cheetah. *ECOL EVOL* **8**, 9171–9180. [doi:10.1002/ece3.4410](https://doi.org/10.1002/ece3.4410)

Edwards S, **Portas R**, Hanssen L, Beytell P, **Melzheimer J**, Stratford K (2018): The spotted ghost: Density and distribution of serval *Leptailurus serval* in Namibia. *AFR J ECOL* **56**, 831–840. [doi:10.1111/aje.12540](https://doi.org/10.1111/aje.12540)

Elger W, Schneider B, Killeen Z, **Jewgenow K**, **Dehnhard M**, Friedrich M, Santhamma B, Wedemeyer R, Nickisch K (2018): Model for hormonal emergency contraception (HEC) in cycling and mated guinea pigs – studies with the progesterone receptor modulators (PRM) Ulipristal Acetate (UPA/CDB2914) and EC317. *J STEROID BIOCHEM MOL BIOL* **183**, 152–158. [doi:10.1016/j.jsbmb.2018.06.009](https://doi.org/10.1016/j.jsbmb.2018.06.009)

Enners, L, Schwemmer P, Corman AM, **Voigt CC**, Garthe S (2018): Intercolony variations in movement patterns and foraging behaviors among herring gulls (*Larus argentatus*) breeding in the eastern Wadden sea. *ECOL EVOL* **8**, 7529–7542. [doi:10.1002/ece3.4167](https://doi.org/10.1002/ece3.4167)

Escalera-Zamudio M, Taboada B, Rojas-Anaya E, **Löber U**, Loza-Rubio E, Arias CF, **Greenwood AD** (2018): Viral communities among sympatric vampire bats and cattle. *ECOHEALTH* **15**, 132–142. [doi:10.1007/s10393-017-1297-y](https://doi.org/10.1007/s10393-017-1297-y)

Feßler AT, Thomas P, **Mühldorfer K**, Grobbel M, Brombach J, Eichhorn I, Monecke S, Ehricht R, Schwarz S (2018): Phenotypic and genotypic characteristics of *Staphylococcus aureus* isolates from zoo and wild animals. *VET MICROBIOL* **218**, 98–103. [doi:10.1016/j.vetmic.2018.03.020](https://doi.org/10.1016/j.vetmic.2018.03.020)

Flemming D, Cress U, **Kimmig S**, **Brandt M**, Kimmerle J (2018): Emotionalization in science communication: The impact of narratives and visual representations on knowledge gain and risk perception. *FRONT COMMUN* **3**, 3. [doi:10.3389/fcomm.2018.00003](https://doi.org/10.3389/fcomm.2018.00003)

Förschler M, **Voigt CC**, Bairlein F (2018): Potential origin of white-crowned wheatear in Denmark and Germany in 2010. *DUTCH BIRDING* **40**, 400–405.

Förster DW, **Bull JK**, **Lenz D**, Autenrieth M, Paijmans JLA, Kraus RHS, Nowak C, Bayerl H, Kuehn R, Saveljev AP, Sindičić M, Hofreiter M, Schmidt K, **Fickel J** (2018): Targeted resequencing of coding DNA sequences for SNP discovery in nonmodel species. *MOL ECOL RESOUR* **18**, 1356–1373. [doi:10.1111/1755-0998.12924](https://doi.org/10.1111/1755-0998.12924)

Franz M, **Kramer-Schadt S**, **Greenwood AD**, **Courtiol A** (2018): Sickness-induced lethargy can increase host contact rates and pathogen spread in water-limited landscapes. *FUNCT ECOL* **32**, 2194–2204. [doi:10.1111/1365-2435.13149](https://doi.org/10.1111/1365-2435.13149)

Frey R, Reby D, **Fritsch G**, Charlton BD (2018): The remarkable vocal anatomy of the koala (*Phascolarctos cinereus*): Insights into low-frequency sound production in a marsupial species. J ANAT **232**, 575–595. [doi:10.1111/joa.12770](https://doi.org/10.1111/joa.12770)

Frigerio D, Pipek P, **Kimmig S**, Winter S, **Melzheimer J**, Diblíková L, **Wachter B**, Richter Annett (2018): Citizen science and wildlife biology: Synergies and challenges. ETHOLOGY **124**, 365–377. [doi:10.1111/eth.12746](https://doi.org/10.1111/eth.12746)

Fuselli S, Baptista RP, Panziera A, Magi A, Guglielmi S, Tonin R, Benazzo A, Bauzer LG, **Mazzoni CJ**, Bertorelle G (2018): A new hybrid approach for MHC genotyping: High-throughput NGS and long read MinION nanopore sequencing, with application to the non-model vertebrate Alpine chamois (*Rupicapra rupicapra*). HEREDITY **121**, 293–303. [doi:10.1038/s41437-018-0070-5](https://doi.org/10.1038/s41437-018-0070-5)

Gardner PC, Goossens B, Goon Ee Wern J, **Kretzschmar P**, **Bohm T**, Vaughan IP (2018): Spatial and temporal behavioural responses of wild cattle to tropical forest degradation. PLOS ONE **13**, e0195444. [doi:10.1371/journal.pone.0195444](https://doi.org/10.1371/journal.pone.0195444)

Gaunitz C, Fages A, Hanghøj K, Albrechtsen A, Khan N, Schubert M, Seguin-Orlando A, Owens IJ, Felkel S, Bignon-Lau O, de Barros Damgaard P, Mittnik A, Mohaseb AF, Davoudi H, Alquraishi S, Alfarhan AH, Al-Rasheid KAS, Crubézy E, Benecke N, Olsen S, Brown D, Anthony D, Massy K, Pitulko V, Kasparov A, Brem G, Hofreiter M, Mukhtarova G, Baimukhanov N, Lõugas L, Onar V, Stockhammer PW, Krause J, Boldgiv B, Undrakhbold S, Erdenebaatar D, Lepetz S, Mashkour M, **Ludwig A**, Wallner B, Merz V, Merz I, Zaibert V, Willerslev E, Librado P, Outram AK, Orlando L (2018): Ancient genomes revisit the ancestry of domestic and Przewalski's horses. SCIENCE **360**, 111–114. [doi:10.1126/science.aao3297](https://doi.org/10.1126/science.aao3297)

Grandl F, Schwarm A, **Ortmann S**, Furger M, Kreuzer M, Clauss M (2018): Kinetics of solutes and particles of different size in the digestive tract of cattle of 0.5–10 years of age, and relationships with methane production. J ANIM PHYSIOL ANIM NUTR **102**, 639–651. [doi:10.1111/jpn.12862](https://doi.org/10.1111/jpn.12862)

Gras P, Knuth S, **Börner K**, **Marescot L**, **Benhaiem S**, Aue A, Wittstatt U, Kleinschmit B, **Kramer-Schadt S** (2018): Landscape structures affect risk of canine distemper in urban wildlife. FRONT ECOL EVOL **6**, 136. [doi:10.3389/fevo.2018.00136](https://doi.org/10.3389/fevo.2018.00136)

Greenwood AD, Ishida Y, O'Brien SP, Roca AL, Eiden MV (2018): Transmission, evolution and endogenization: Lessons learned from recent mammalian retroviral invasions. MICROBIOL MOL BIOL REV **82**, e00044-17. [doi:10.1128/MMBR.00044-17](https://doi.org/10.1128/MMBR.00044-17)

Grueter CC, Wright E, Abavandimwe D, **Ortmann S**, Mudakikwa A, Musana A, Uwingeli P, Ndagijimana F, Vecellio V, Stoinski TS, Robbins MM (2018): Going to extremes for sodium acquisition: Use of community land and high-altitude areas by mountain gorillas *Gorilla beringei* in Rwanda. BIOTROPICA **50**, 826–834. [doi:10.1111/btp.12598](https://doi.org/10.1111/btp.12598)

Guenther A, Trillmich F, **Czirják GÁ** (2018): Seasonal effects on behavior and immunity in a precocial rodent. BEHAV ECOL SOCIOBIOL **72**, 115. [doi:10.1007/s00265-018-2513-7](https://doi.org/10.1007/s00265-018-2513-7)

Guerra Aldrigui L, Nogueira-Filho SLG, Mendes A, Souza Altino V, **Ortmann S**, Nogueira SSC, Clauss M (2018): Effect of different feeding regimes on cecotrophy behaviour and retention of solute and particle markers in the digestive tract of paca (*Cuniculus paca*). COMP BIOCHEM PHYSIOL A-MOL INTEGR PHYSIOL **226**, 57–65. [doi:10.1016/j.cbpa.2018.08.013](https://doi.org/10.1016/j.cbpa.2018.08.013)

Guevara L, **Abdelgawad A**, Onzere C, **Greenwood AD**, Davidson Z, Bishop R, Mutinda M (2018): Sero-prevalence of equine herpesviruses 1 and 9 (EHV-1 and EHV-9) in wild Grévy's Zebra (*Equus grevyi*) in Kenya. J WILDL DIS **54**, 848–851. [doi:10.7589/2018-01-003](https://doi.org/10.7589/2018-01-003)

Hagen KB, Müller DWH, **Ortmann S**, Kreuzer M, Clauss M (2018): Digesta kinetics in two arvicoline rodents, the field vole (*Microtus agrestis*) and the steppe lemming (*Lagurus lagurus*). MAMM BIOL **89**, 71–78. [doi:10.1016/j.mambio.2018.01.003](https://doi.org/10.1016/j.mambio.2018.01.003)

Harmeier A, Meyer CA, Staempfli A, Casagrande F, Petrinovic MM, Zhang YP, Künnecke B, Iglesias A, **Höner OP**, Hoener MC (2018): How female mice attract males: A urinary volatile amine activates a trace amine-associated receptor that induces male sexual interest. FRONT PHARMACOL **9**, 924. [doi:10.3389/fphar.2018.00924](https://doi.org/10.3389/fphar.2018.00924)

Heeger F, Bourne EC, Baschien C, Yurkov A, Bunk B, Spröer C, Overmann J, **Mazzoni CJ**, Monaghan MT (2018): Long-read DNA metabarcoding of ribosomal RNA in the analysis of fungi from aquatic environments. MOL ECOL RESOUR **18**, 1500–1514. [doi:10.1111/1755-0998.12937](https://doi.org/10.1111/1755-0998.12937)

Heim O, Lenski J, Schulz J, Jung K, **Kramer-Schadt S**, Eccard JA, **Voigt CC** (2018): The relevance of vegetation structure and smaller water bodies for bats foraging above farmland. BASIC APPL ECOL **27**, 9–19. [doi:10.1016/j.baae.2017.12.001](https://doi.org/10.1016/j.baae.2017.12.001)

Heinze I*, Bens M*, Calzia E*, **Holtze S**, Dakhovnik O, Sahn A, Kirkpatrick JM, Szafranski K, Romanov N, Sama SN, Holzer K, Singer S, Ermolaeva M, Platzer M, **Hildebrandt TB**, Ori A (2018): Species comparison of liver proteomes reveals links to naked mole-rat longevity and human aging. BMC BIOL **16**, 82. [doi:10.1186/s12915-018-0547-y](https://doi.org/10.1186/s12915-018-0547-y)

Hermes R, **Hildebrandt TB**, **Göritz F** (2018): Cryopreservation in rhinoceros – setting a new benchmark for sperm cryosurvival. PLOS ONE **13**, e0200154. [doi:10.1371/journal.pone.0200154](https://doi.org/10.1371/journal.pone.0200154)

Hermes R, Saragusty J, Moser I, Barth SA, **Holtze S**, Lecu A, Cracknell J, Williams D, **Göritz F**, **Hildebrandt TB** (2018): Differential detection of tuberculous and non-tuberculous mycobacteria by qPCR in lavage fluids of tuberculosis-suspicious white rhinoceros. PLOS ONE **13**, e0207365. [doi:10.1371/journal.pone.0207365](https://doi.org/10.1371/journal.pone.0207365)

Hermes R, Saragusty J, Moser I, **Holtze S**, Nieter J, Sachse K, Voracek T, Bernhard A, Bouts T, **Göritz F**, **Hildebrandt TB** (2018): Bronchoalveolar lavage for diagnosis of tuberculosis infection in elephants. EPIDEMIOLOG INFECT **146**, 481–488. [doi:10.1017/S0950268818000122](https://doi.org/10.1017/S0950268818000122)

Hernández MC, Navarro-Castilla A, **Planillo A**, Sánchez-González B, Barja I (2018): The landscape of fear: Why some free-ranging rodents choose repeated live-trapping over predation risk and how it is associated with the physiological stress response. BEHAV PROCESSES **157**, 125–132. [doi:10.1016/j.beproc.2018.09.007](https://doi.org/10.1016/j.beproc.2018.09.007)

Heurich M, Schultze-Naumburg J, Piacenza N, Magg N, Cerveny J, Engleder T, Herdtfelder M, Sladova M, **Kramer-Schadt S** (2018): Illegal hunting as a major driver of the source-sink dynamics of a reintroduced lynx population in Central Europe. BIOL CONSERV **224**, 355–365. [doi:10.1016/j.biocon.2018.05.011](https://doi.org/10.1016/j.biocon.2018.05.011)

Hildebrandt TB, Hermes R, Colleoni S, Diecke S, **Holtze S**, Renfree MB, Stejskal J, Hayashi K, Drukker M, Loi P, **Göritz F**, Lazzari G, Galli C (2018): Embryos and embryonic stem cells from the white rhinoceros. *NAT COMMUN* **9**, 2589. [doi:10.1038/s41467-018-04959-2](https://doi.org/10.1038/s41467-018-04959-2)

Holtze S, Braude S, Lemma A, Koch R, **Morhart M**, Szafranski K, Platzer M, Alemayehu F, **Göritz F**, **Hildebrandt TB** (2018): The microenvironment of naked mole-rat burrows in East Africa. *AFR J ECOL* **56**, 279–289. [doi:10.1111/aje.12448](https://doi.org/10.1111/aje.12448)

Hribal R, Rübensam K, Bernhardt S, **Jewgenow K**, Guenther A (2018): Effect of season on reproductive behaviors and fertilization success in cavies (*Cavia aperea*). *THERIOGENOLOGY* **114**, 185–190. [doi:10.1016/j.theriogenology.2018.03.039](https://doi.org/10.1016/j.theriogenology.2018.03.039)

Hummel J, Scheurich F, **Ortmann S**, Crompton LA, Gerken M, Clauss M (2018): Comparative selective retention of particle size classes in the gastrointestinal tract of ponies and goats. *J ANIM PHYSIOL ANIM NUTR* **102**, 429–439. [doi:10.1111/jpn.12763](https://doi.org/10.1111/jpn.12763)

Jerosch S, **Kramer-Schadt S**, Götz M, Roth M (2018): The importance of small-scale structures in an agriculturally dominated landscape for the European wildcat (*Felis silvestris silvestris*) in central Europe and implications for its conservation. *J NAT CONSERV* **41**, 88–96. [doi:10.1016/j.jnc.2017.11.008](https://doi.org/10.1016/j.jnc.2017.11.008)

Johnson RN, O’Meally D, Chen Z, Etherington GJ, Ho SYW, Nash WJ, Grueber CE, Cheng Y, Whittington CM, Dennison S, Peel E, Haerty W, O’Neill RJ, Colgan D, Russell TL, Alquezar-Planas DE, Attenbrow V, Bragg JG, Brandies PA, Chong AYY, Deakin JE, Di Palma F, Duda Z, Eldridge MDB, Ewart KM, Hogg CJ, Frankham GJ, Georges A, Gillett AK, Govendir M, **Greenwood AD**, Hayakawa T, Helgen KM, Hobbs M, Holleley CE, Heider TN, Jones EA, King A, Madden D, Graves JAM, Morris KM, Neaves LE, Patel HR, Polkinghorne A, Renfree MB, Robin C, Salinas R, Tsangaras K, Waters PD, Waters SA, Wright B, Wilkins MR, Timms P, Belov K (2018): Adaptation and conservation insights from the koala genome. *NATURE GENET* **50**, 1102–1111. [doi:10.1038/s41588-018-0153-5](https://doi.org/10.1038/s41588-018-0153-5)

Karakoc C, **Radchuk V**, Hauke H, Chatzinotas A (2018): Interactions between predation and disturbances shape prey communities. *SCI REP* **8**, 2968. [doi:10.1038/s41598-018-21219-x](https://doi.org/10.1038/s41598-018-21219-x)

Krone O, Globig A, Ulrich R, Harder T, Schinköthe J, Herrmann C, Gerst S, Conraths FJ, Beer M (2018): White-tailed sea eagle (*Haliaeetus albicilla*) die-off due to infection with highly pathogenic avian influenza virus, subtype H5N8, in Germany. *VIRUSES-BASEL* **10**, 478. [doi:10.3390/v10090478](https://doi.org/10.3390/v10090478)

Krone O, Treu G (2018): Movement patterns of white-tailed sea eagles near wind turbines. *J WILDLIFE MANAGE* **82**, 1367–1375. [doi:10.1002/jwmg.21488](https://doi.org/10.1002/jwmg.21488)

Krützen M, Beasley I, Ackermann CY, **Lieckfeldt D, Ludwig A**, Ryan GE, Bejder L, Parra GJ, Wolfensberger R, Spencer PBS (2018): Demographic collapse and low genetic diversity of the Irrawaddy dolphin population inhabiting the Mekong River. *PLOS ONE* **13**, e0189200. [doi:10.1371/journal.pone.0189200](https://doi.org/10.1371/journal.pone.0189200)

Kuemmerle T, Levers C, Bleyhl B, Olech W, Perzanowski K, Reusch C, **Kramer-Schadt S** (2018): One size does not fit all: European bison habitat selection across herds and spatial scales. *LANDSCAPE ECOL* **33**, 1559–1572. [doi:10.1007/s10980-018-0684-2](https://doi.org/10.1007/s10980-018-0684-2)

Lahdenperä M*, Mar UM*, **Courtiol A***, V Lummaa* (2018): Differences in age-specific mortality between wild-caught and captive-born Asian elephants. *NAT COMMUN* **9**, 3023. [doi:10.1038/s41467-018-05515-8](https://doi.org/10.1038/s41467-018-05515-8)

Lazarus DB, Renaudie J, **Lenz D**, Diver P, Klump J (2018): Raritas: A program for counting high diversity categorical data with highly unequal abundances. PEERJ **6**, e5453. [doi:10.7717/peerj.5453](https://doi.org/10.7717/peerj.5453)

Lehnert LS, **Kramer-Schadt S**, Teige T, Hoffmeister U, Popa-Lisseanu A, Bontadina F, Ciechanowski M, Dechmann DKN, **Kravchenko K**, Presetnik P, Starrach M, Straube M, Zöphel U, **Voigt CC** (2018): Variability and repeatability of noctule bat migration in Central Europe: Evidence for partial and differential migration. PROC R SOC B **285**, 20182174. [doi:10.1098/rspb.2018.2174](https://doi.org/10.1098/rspb.2018.2174)

Lesniak I, **Heckmann I**, **Franz M**, **Greenwood AD**, **Heitlinger E**, **Hofer H**, **Krone O** (2018): Recolonizing gray wolves increase parasite infection risk in their prey. ECOL EVOL **8**, 2160–2170. [doi:10.1002/ece3.3839](https://doi.org/10.1002/ece3.3839)

Löber U, Hobbs M, **Dayaram A**, Tsangaras K, Jones K, **Alquezar-Planas DE**, Ishida Y, Meers J, Mayer J, Quedenau C, Chen W, Johnson RN, Timms P, Young PR, Roca AL, **Greenwood AD** (2018): Degradation and remobilization of endogenous retroviruses by recombination during the earliest stages of a germline invasion. PROC NATL ACAD SCI USA **115**, 8609–8614. [doi:10.1073/pnas.1807598115](https://doi.org/10.1073/pnas.1807598115)

Loi P, Galli C, Lazzari G, Matzukawa K, Fulka J Jr, **Göritz F**, **Hildebrandt TB** (2018): Development to term of sheep embryos reconstructed after inner cell mass/trophoblast exchange. J REPROD DEV **64**, 187–191. [doi:10.1262/jrd.2017-109](https://doi.org/10.1262/jrd.2017-109)

Long T, Leipe C, Jin G, Wagner M, Guo R, **Schröder O**, Tarasov PE (2018): The early history of wheat in China from 14C dating and Bayesian chronological modelling. NAT PLANTS **4**, 272–279. [doi:10.1038/s41477-018-0141-x](https://doi.org/10.1038/s41477-018-0141-x)

Manfrin A, Lehmann D, Larsen S, van Grunsven RHA, Syväranta J, Wharton G, **Voigt CC**, Monaghan MT, Hölker F (2018): Dietary changes in predators and scavengers in a nocturnally illuminated riparian ecosystem. OIKOS **127**, 960–969. [doi:10.1111/oik.04696](https://doi.org/10.1111/oik.04696)

Marescot L, **Benhaiem S**, Gimenez O, **Hofer H**, Lebreton JD, **Olarte-Castillo XA**, **Kramer-Schadt S**, **East ML** (2018): Social status mediates the fitness costs of infection with canine distemper virus in Serengeti spotted hyenas. FUNCT ECOL **32**, 1237–1250. [doi:10.1111/1365-2435.13059](https://doi.org/10.1111/1365-2435.13059)

Martins RF, **Schmidt A**, **Lenz D**, **Wilting A**, **Fickel J** (2018): Human-mediated introduction of introduced deer across Wallace's line: Historical biogeography of *Rusa unicolor* and *R. timorensis*. ECOL EVOL **8**, 1465–1479. [doi:10.1002/ece3.3754](https://doi.org/10.1002/ece3.3754)

Melzheimer J, **Streif S**, **Wasiolka B**, **Fischer M**, **Thalwitzer S**, **Heinrich S**, **Weigold A**, **Hofer H**, **Wachter B** (2018): Queuing, take-overs, and becoming a fat cat: Long-term data reveal two distinct male spatial tactics at different life-history stages in Namibian cheetahs. ECOSPHERE **9**, e02308. [doi:10.1002/ecs2.2308](https://doi.org/10.1002/ecs2.2308)

Mendoza MLZ, Xiong Z, Escalera-Zamudiod M, Rungea AK, Thézée J, Streicker D, Frank HK, Loza-Rubio E, Liu S, Ryder OA, Castruita JAS, Katzourakis A, Pacheco GA, Taboada B, **Löber U**, Pybus OG, Li Y, Rojas-Anaya E, Bohmann K, Baez AC, Arias CF, Liu S, **Greenwood AD**, Bertelsen MF, White NE, Bunce M, Zhang G, Sicheritz-Pontén T, Gilbert MTP (2018): Hologenomic adaptations underlying the evolution of sanguivory in the common vampire bat. NAT ECOL EVOL **2**, 659–668. [doi:10.1038/s41559-018-0476-8](https://doi.org/10.1038/s41559-018-0476-8)

Mengüllüoğlu D, Ambarlı H, **Berger A**, **Hofer H** (2018): Foraging ecology of Eurasian lynx populations in southwest Asia: Conservation implications for a diet-specialist. *ECOL EVOL* **8**, 9451–9463.

[doi:10.1002/ece3.4439](https://doi.org/10.1002/ece3.4439)

Moodley Y, Russo IM, Robovský J, Dalton DL, Kotzé A, Smith S, Stejskal J, Ryder OA, **Hermes R**, Walzer C, Bruford MW (2018): Contrasting evolutionary history, anthropogenic declines and genetic contact in the northern and southern white rhinoceros (*Ceratotherium sinum*). *PROC R SOC B* **285**, 20181567.

[doi:10.1098/rspb.2018.1567](https://doi.org/10.1098/rspb.2018.1567)

Movalli P, **Krone O**, Osborn D, Pain D (2018): Monitoring contaminants, emerging diseases and environmental change with raptors, and links to human health. *BIRD STUD* **65**, 96–109.

[doi:10.1080/00063657.2018.1506735](https://doi.org/10.1080/00063657.2018.1506735)

Osieka V, Grobbel M, Schmogger Silvia, **Szentiks CA**, Irrgang A, Käsbohrer A, Tenhagen BA, Hammerl JA (2018): Complete draft genome sequence of an extended-spectrum β -lactamase-producing *Citrobacter freundii* strain recovered from the intestine of a house sparrow (*Passer domesticus*) in Germany, 2017. *GENOME ANN* **6**, e00599-18.

[doi:10.1128/genomeA.00599-18](https://doi.org/10.1128/genomeA.00599-18)

Paijmans JLA, Barlow A, **Förster DW**, Henneberger K, Meyer M, Nickel B, Nagel D, Worsøe Havmøller R, Baryshnikov GF, Joger U, Rosendahl W, Hofreiter M (2018): Historical biogeography of the leopard (*Panthera pardus*) and its extinct Eurasian populations. *BMC EVOL BIOL* **18**, 156.

[doi:10.1186/s12862-018-1268-0](https://doi.org/10.1186/s12862-018-1268-0)

Prüter H, **Czirják GÁ**, Twietmeyer S, Harder T, Grund C, **Mühldorfer K**, Lüscho D (2018): Sane and sound: A serologic and molecular survey for selected infectious agents in neozootic Egyptian geese (*Alopochen aegyptiacus*) in Germany. *EUR J WILDL RES* **64**, 71.

[doi:10.1007/s10344-018-1231-9](https://doi.org/10.1007/s10344-018-1231-9)

Prüter H, **Franz M**, **Auls S**, **Czirják GÁ**, Greben O, **Greenwood AD**, Lisitsyna O, Syrota Y, Sitko J, **Krone O** (2018): Chronic lead intoxication decreases intestinal helminth species richness and infection intensity in mallards (*Anas platyrhynchos*). *SCI TOTAL ENVIRON* **644**, 151–160.

[doi:10.1016/j.scitotenv.2018.06.297](https://doi.org/10.1016/j.scitotenv.2018.06.297)

Reby D, Wyman MT, **Frey R**, Charlton BD, Dalmont JP, Gilbert J (2018): Vocal tract modeling in fallow deer: Are male groans nasalized? *J EXP BIOL* **221**, jeb179416.

[doi:10.1242/jeb.179416](https://doi.org/10.1242/jeb.179416)

Roeleke M, Bumrungsri S, **Voigt CC** (2018): Bats probe the aerosphere by landscape-guided altitudinal flights. *MAMMAL REV* **48**, 7–11.

[doi:10.1111/mam.12109](https://doi.org/10.1111/mam.12109)

Roeleke M, Johannsen L, **Voigt CC** (2018): How bats escape the competitive exclusion principle – Seasonal shift from intraspecific to interspecific competition drives space use in a bat ensemble. *FRONT ECOL EVOL* **6**, 101.

[doi:10.3389/fevo.2018.00101](https://doi.org/10.3389/fevo.2018.00101)

Roeleke M, Teige T, Hoffmeister U, Klingler F, **Voigt CC** (2018): Aerial-hawking bats adjust their space use to the lunar cycle. *MOV ECOL* **6**, 11.

[doi:10.1186/s40462-018-0131-7](https://doi.org/10.1186/s40462-018-0131-7)

Rosner E, **Voigt CC** (2018): Oxidation of linoleic and palmitic acid in pre-hibernating and hibernating common noctule bats by ^{13}C breath testing. *J EXP BIOL* **221**, jeb168096.

[doi:10.1242/jeb.168096](https://doi.org/10.1242/jeb.168096)

Sahm A, Bens M, Szafranski K, **Holtze S**, Groth M, Görlach M, Calkhoven C, Müller C, Schwab M, Kestler HA, Cellerino A, Burda H, **Hildebrandt TB**, Dammann P, Platzer M (2018): Long-lived rodents reveal si-

gnatures of positive selection in genes associated with lifespan. PLOS GENET **14**, e1007272. [doi:10.1371/journal.pgen.1007272](https://doi.org/10.1371/journal.pgen.1007272)

Sarout BNM, Waterhouse A, Duthie CA, Poli CHEC, Haskell M, **Berger A**, Umstätter C (2018): Assessment of circadian rhythm of activity combined with random regression model as a novel approach to monitoring sheep in an extensive system. APPL ANIM BEHAV SCI **207**, 26–38. [doi:10.1016/j.applanim.2018.06.007](https://doi.org/10.1016/j.applanim.2018.06.007)

Schnell IB, Bohmann K, Schultze SE, Richter SR, Murray DC, Sinding MHS, Bass D, Cadle JE, Campbell MJ, Dolch R, Edwards DP, Gray TNE, Hansen T, Hoa ANQ, Lehmkuhl Noer C, Heise-Pavlov S, Pedersen AFS, Ramamonjisoa JC, Siddall ME, **Tilker A**, Traeholt C, Wilkinson N, Paul Woodcock P, Yu DW, Bertelsen MF, Bunce M, Gilbert MTP (2018): Debugging diversity – a pan-continental exploration of the potential of terrestrial blood-feeding leeches as a vertebrate monitoring tool. MOL ECOL RESOUR **18**, 1282–1298. [doi:10.1111/1755-0998.12912](https://doi.org/10.1111/1755-0998.12912)

Sciaini M, Fritsch M, **Scherer C**, Simpkins CE (2018): NLMR and landscape tools: An integrated environment for simulating and modifying neutral landscape models in R. METHODS ECOL EVOL **9**, 2240–2248. [doi:10.1111/2041-210X.13076](https://doi.org/10.1111/2041-210X.13076)

Seeber PA, **Franz M**, **Dehnhard M**, Ganswindt A, **Greenwood AD**, **East ML** (2018): Plains zebra (*Equus quagga*) adrenocortical activity increases during times of large aggregations in the Serengeti ecosystem. HORM BEHAV **102**, 1–9. [doi:10.1016/j.yhbeh.2018.04.005](https://doi.org/10.1016/j.yhbeh.2018.04.005)

Seeber PA, Quintard B, Sicks F, **Dehnhard M**, **Greenwood AD**, **Franz M** (2018): Environmental stressors may cause equine herpesvirus reactivation in captive Grévy's zebras (*Equus grevyi*). PEERJ **6**, e5422. [doi:10.7717/peerj.5422](https://doi.org/10.7717/peerj.5422)

Seiler N, Boesch C, Stephens C, **Ortmann S**, Mundry R, Robbins MM (2018): Social and ecological correlates of space use patterns in Bwindi mountain gorillas. AM J PRIMATOL **80**, e22754. [doi:10.1002/ajp.22754](https://doi.org/10.1002/ajp.22754)

Soilemetzidou SE, **Greenwood AD**, **Czirják GÁ** (2018): Very low influenza A virus prevalence in cervids in German National Parks. J ZOO WILDL MED **49**, 252–254. [doi:10.1638/2017-0095R.1](https://doi.org/10.1638/2017-0095R.1)

Teckentrup L, Grimm V, **Kramer-Schadt S**, Jeltsch F (2018): Community consequences of foraging under fear. ECOL MODEL **383**, 80–90. [doi:10.1016/j.ecolmodel.2018.05.015](https://doi.org/10.1016/j.ecolmodel.2018.05.015)

Treu G, **Krone O**, Unnsteinsdóttir ER, **Greenwood AD**, **Czirják GÁ** (2018): Correlations between hair and tissue mercury concentrations in Icelandic arctic foxes (*Vulpes lagopus*). SCI TOTAL ENVIRON **619–620**, 1589–1598. [doi:10.1016/j.scitotenv.2017.10.143](https://doi.org/10.1016/j.scitotenv.2017.10.143)

Uliano-Silva M, Dondero F, Dan Otto T, Costa I, Costa Barroso Lima N, Alves Americo J, **Mazzoni CJ**, Prosdocimi F, de Freitas Rebelo M (2018): A hybrid-hierarchical genome assembly strategy to sequence the invasive golden mussel, *Limnoperna fortunei*. GIGASCIENCE **7**, gix128. [doi:10.1093/gigascience/gix128](https://doi.org/10.1093/gigascience/gix128)

Ullmann W, Fischer C, Pirhofer-Walzl K, **Kramer-Schadt S**, Blaum N (2018): Spatiotemporal variability in resources affects herbivore home range formation in structurally contrasting and unpredictable agricultural landscapes. LANDSC ECOL **33**, 1505–1517. [doi:10.1007/s10980-018-0676-2](https://doi.org/10.1007/s10980-018-0676-2)

- Voigt CC, Currie SE, Fritze M, Röleke M, Lindecke O** (2018): Conservation strategies for bats at high altitudes. *BIOSCIENCE* **68**, 427–435. [doi:10.1093/biosci/biy040](https://doi.org/10.1093/biosci/biy040)
- Voigt CC, Kofel M, Menges V, Wachter B, Melzheimer J** (2018): Sex-specific dietary specialization in a terrestrial apex predator, the leopard, revealed by stable isotope analysis. *J ZOOL* **306**, 1–7. [doi:10.1111/jzo.12566](https://doi.org/10.1111/jzo.12566)
- Voigt CC, Rehnig, K, Lindecke O, Petersons, G** (2018): Migratory bats are attracted by red light but not by warm-white light: Implications for the protection of nocturnal migrants. *ECOL EVOL* **8**, 9353–9361. [doi:10.1002/ece3.4400](https://doi.org/10.1002/ece3.4400)
- Volodin IA, Matrosova VA, **Frey R**, Kozhevnikova JD, Isaeva IL, Volodina EV (2018): Altai pika (*Ochotona alpine*) alarm calls: individual acoustic variation and the phenomenon of call-synchronous ear folding behaviour. *SCI NAT* **105**, 40. [doi:10.1007/s00114-018-1567-8](https://doi.org/10.1007/s00114-018-1567-8)
- Volodina EV, Volodin IA, Chelysheva EV, **Frey R**, (2018): Hiss and snort call types of wild-living giraffes *Giraffa camelopardalis*: Acoustic structure and context. *BMC RES NOTES* **11**, 12. [doi:10.1186/s13104-017-3103-x](https://doi.org/10.1186/s13104-017-3103-x)
- Wegener J, **Jakop U**, Schiller J, **Müller K** (2018): The membrane phospholipid composition of honeybee (*Apis mellifera*) workers reflects their nutrition, fertility and vitellogenin stores. *INSECT SOC* **65**, 381–391. [doi:10.1007/s00040-018-0623-x](https://doi.org/10.1007/s00040-018-0623-x)
- Weiner J 3rd, Maertzdorf J, Sutherland JS, Duffy FJ, Thompson E, Suliman S, **McEwen G**, Thiel B, Parida SK, Zyla J, Hanekom WA, Mohney RP, Boom WH, Mayanja-Kizza H, Howe R, Dockrell HM, Ottenhoff THM, Scriba TJ, Zak DE, Walzl G, Kaufmann SHE, the GC6-74 consortium (2018): Metabolite changes in blood predict the onset of tuberculosis. *NAT COMMUN* **9**, 5208. [doi:10.1038/s41467-018-07635-7](https://doi.org/10.1038/s41467-018-07635-7)
- Westbury MV, Hartmann S, Barlow A, Wiesel I, Leo V, Welch R, Parker DM, Sicks F, **Ludwig A**, Dalén L, Hofreiter M (2018): Extended and continuous decline in effective population size results in low genomic diversity in the world's rarest hyena species, the brown hyena. *MOL BIOL EVOL* **35**, 1225–1237. [doi:10.1093/molbev/msy037](https://doi.org/10.1093/molbev/msy037)
- Weyrich A, Jeschek M, Schrapers KT, Lenz D**, Chung H, **Rübensam K, Yasar S, Schneemann M, Ortman S, Jewgenow K, Fickel J** (2018): Diet changes alter paternally inherited epigenetic pattern in male Wild guinea pigs. *ENVIRON EPIGENETICS* **4**, dvy011. [doi:10.1093/eep/dvy011](https://doi.org/10.1093/eep/dvy011)
- Wietzke A, Westphal C, **Gras P**, Kraft M, Pfohl K, Karlovsky P, Pawelzik E, Tschardt T, Smit I (2018): Insect pollination as a key factor for strawberry physiology and marketable fruit quality. *AGRIC ECO-SYST ENVIRON* **258**, 197–204. [doi:10.1016/j.agee.2018.01.036](https://doi.org/10.1016/j.agee.2018.01.036)
- Wong ST**, Belant JL, Sollmann R, **Mohamed A, Niedballa J, Mathai J**, Meijaard E, Street GM, Kissing J, Mannan S, **Wilting A** (2018): Habitat associations of the Sunda stink-badger *Mydaus javanensis* in three forest reserves in Sabah, Malaysian Borneo. *MAMM BIOL* **88**, 75–80. [doi:10.1016/j.mambio.2017.11.010](https://doi.org/10.1016/j.mambio.2017.11.010)
- Wutke S***, Sandoval-Castellanos E*, Benecke N, Döhle HJ, Friederich S, Gonzalez J, Hofreiter M, Lõugas L, Magnell O, Malaspinas AS, Morales-Muñiz A, Orlando L, Reissmann M, Trinkaus A, **Ludwig A** (2018): Decline of genetic diversity in ancient domestic stallions in Europe. *SCI ADV* **4**, eaap9691. [doi:10.1126/sciadv.aap9691](https://doi.org/10.1126/sciadv.aap9691)

Zhang C, Tong C, **Ludwig A**, Tang Y, Liu S, Zhang R, Feng C, Li G, Peng Z, Zhao K (2018): Adaptive evolution of the eda gene and scales loss in schizothoracine fishes in response to uplift of the Tibetan Plateau. INT J MOL SCI **19**, 2953. [doi:10.3390/ijms19102953](https://doi.org/10.3390/ijms19102953)

2017

Akinyi M, Gesquiere L, **Franz M**, Onyango P, Altmann J, Alberts SC (2017): Hormonal correlates of natal dispersal and rank attainment in wild male baboons. HORM BEHAV **94**, 153–161. [doi:10.1016/j.yhbeh.2017.07.005](https://doi.org/10.1016/j.yhbeh.2017.07.005)

Becker DJ, Chumchal MM, Bentz AB, Platt SG, **Czirják GÁ**, Rainwater TR, Altizer S, Streicker DG (2017): Predictors and immunological correlates of sublethal mercury exposure in vampire bats. R SOC OPEN SCI **4**, 170073. [doi:10.1098/rsos.170073](https://doi.org/10.1098/rsos.170073)

Boscari E, Barmintseva A, Zhang S, Yue H, Li C, Shedko SV, **Lieckfeldt D**, **Ludwig A**, Wei QW, Muge NS, Congiu L (2017): Genetic identification of the caviar-producing Amur and Kaluga sturgeons revealed a high level of concealed hybridization. FOOD CONTROL **82**, 243–250. [doi:10.1016/j.foodcont.2017.07.001](https://doi.org/10.1016/j.foodcont.2017.07.001)

Boscari E, Vitulo N, **Ludwig A**, Caruso C, Muge NS, Suci R, Onara DF, Papetti C, Marino IAM, Zane L, Congiu L (2017): Fast genetic identification of the Beluga sturgeon and its sought-after caviar to stem illegal trade. FOOD CONTROL **75**, 145–152. [doi:10.1016/j.foodcont.2016.11.039](https://doi.org/10.1016/j.foodcont.2016.11.039)

Braun BC, **Jewgenow K** (2017): Expression of steroidogenic enzymes and steroid receptors in foetal gonads of domestic cat – sex similarities and differences. REPROD DOMEST ANIM **52**, Suppl. 2, 130–136. [doi:10.1111/rda.12829](https://doi.org/10.1111/rda.12829)

Brieger F, Hagen R, Kröschel M, Hartig F, Petersen I, **Ortmann S**, Suchant R (2017): Do roe deer react to wildlife warning reflectors? A test combining a controlled experiment with field observations. EUR J WILDL RES **63**, 72. [doi:10.1007/s10344-017-1130-5](https://doi.org/10.1007/s10344-017-1130-5)

Brieger F, Kämmerle JL, Martschuk N, **Ortmann S**, Hagen R (2017): No evidence for a ‘warning effect’ of blue light in roe deer. WILDLIFE BIOL **2017**, wlb.00331. [doi:10.2981/wlb.00331](https://doi.org/10.2981/wlb.00331)

Britton-Davidian J, Caminade P, **Davidian E**, Pagès M (2017): Does chromosomal change restrict gene flow between house mouse populations (*Mus musculus domesticus*)? Evidence from microsatellite polymorphisms. BIOL J LINNEAN SOC **122**, 224–240. [doi:10.1093/biolinnean/blx053](https://doi.org/10.1093/biolinnean/blx053)

Bulla M, **Prüter H**, Viternová H, Tijssen W, Sládeček M, Alves JA, Gilg O, Kempenaers B (2017): Flexible parental care: uniparental incubation in biparentally incubating shorebirds. SCI REP **7**, 12851. [doi:10.1038/s41598-017-13005-y](https://doi.org/10.1038/s41598-017-13005-y)

Burnik Sturm M, Ganbaatar O, **Voigt CC**, Kaczensky P (2017): First field-based observations of d2H and d18O values of event-based precipitation, rivers and other water bodies in the Dzungarian Gobi, SW Mongolia. ISOT ENVIRON HEALTH STUD **53**, 157–171. [doi:10.1080/10256016.2016.1231184](https://doi.org/10.1080/10256016.2016.1231184)

Burnik Sturm M, Ganbaatar O, **Voigt CC**, Kaczensky P (2017): Sequential stable isotope analysis reveals differences in dietary history of three sympatric equid species in the Mongolian Gobi. J APPL ECOL **54**, 1110–1119. [doi:10.1111/1365-2664.12825](https://doi.org/10.1111/1365-2664.12825)

Bush A, Sollmann R, **Wilting A**, Bohmann K, Cole B, Balzter H, Martius C, Zlinszky A, Calvignac-Spencer S, Cobbold CA, Dawson TP, Emerson BC, Ferrirer S, Gilbert MTP, Herold M, Jones L, Leendertz FH, Matthews L, Millington JDA, Olson JR, Ovaskainen O, Raffaelli D, Reeve R, Rödel MO, Rodgers TW, Snape S, Visseren-Hamakers I, Vogler AP, White PCL, Wooster MJ, Yu DW (2017): Connecting earth observation to high-throughput biodiversity data. *NAT ECOL EVOL* **1**, 0176. [doi:10.1038/s41559-017-0176](https://doi.org/10.1038/s41559-017-0176)

Chen S, Palma-Vera SE, Langhammer M, Galuska SP, **Braun BC**, Krause E, Lucas-Hahn A, Schoen J (2017): An air-liquid interphase approach for modeling the early embryo-maternal contact zone. *SCI REP* **7**, 42298. [doi:10.1038/srep42298](https://doi.org/10.1038/srep42298)

Cinková I, Ganslosser U, **Kretzschmar P** (2017): Effect of supplementary feeding on the social behaviour and distribution patterns of free-ranging southern white rhinoceros. *MAMMALIA* **81**, 433–443. [doi:10.1515/mammalia-2016-0016](https://doi.org/10.1515/mammalia-2016-0016)

Costantini D, Wachter B, Melzheimer J, Czirják GÁ (2017): Socioecological and environmental predictors of physiological stress markers in a threatened feline species. *CONSERV PHYSIOL* **5**, cox069. [doi:10.1093/conphys/cox069](https://doi.org/10.1093/conphys/cox069)

Cruz-Dávalos DI, Llamas B, Gaunitz C, Fages A, Gamba C, Soubrier J, Librado P, Seguin-Orlando A, Pruvost M, Alfarhan AH, Alquraishi SA, Al-Rasheid KAS, Scheu A, Beneke N, **Ludwig A**, Cooper A, Willerslev E, Orlando L (2017): Experimental conditions improving in solution target enrichment for ancient DNA. *MOL ECOL RESOUR* **17**, 508–522. [doi:10.1111/1755-0998.12595](https://doi.org/10.1111/1755-0998.12595)

Cusack JJ, Dickman AJ, **Kalyahe M**, Rowcliffe JM, Carbone C, MacDonald DW, Coulson T (2017): Revealing kleptoparasitic and predatory tendencies in an African mammal community using camera traps: A comparison of spatiotemporal approaches. *OIKOS* **126**, 812–822, 2017. [doi:10.1111/oik.03403](https://doi.org/10.1111/oik.03403)

Davy CM, Donaldson ME, Willis CKR, Saville BJ, McGuire LP, Mayberry H, Wilcox A, **Wibbelt G**, Misra V, Bollinger T, Kyle CJ (2017): The other white-nose syndrome transcriptome: Tolerant and susceptible hosts respond differently to the pathogen *Pseudogymnoascus destructans*. *ECOL EVOL* **7**, 7161–7170. [doi:10.1002/ece3.3234](https://doi.org/10.1002/ece3.3234)

Dayaram A, Franz M, Schattschneider A, Damiani AM, Bischofberger S, Osterrieder N, **Greenwood AD** (2017): Long term stability and infectivity of herpesviruses in water. *SCI REP* **7**, 46559. [doi:10.1038/srep46559](https://doi.org/10.1038/srep46559)

Debebe T, Biagi E, Soverini M, **Holtze S, Hildebrandt TB**, Birkemeyer C, Wyohannis D, Lemma A, Brigidi P, Savkovic V, König B, Candela M, Birkenmeier G (2017): Unraveling the gut microbiome of the long-lived naked mole-rat. *SCI REP* **7**, 9590. [doi:10.1038/s41598-017-10287-0](https://doi.org/10.1038/s41598-017-10287-0)

Debelle A*, **Courtiol A***, Ritchie MG, Snook RR (2017): Mate choice intensifies motor signalling in *Drosophila*. *ANIM BEHAV* **133**, 169–187. [doi:10.1016/j.anbehav.2017.09.014](https://doi.org/10.1016/j.anbehav.2017.09.014)

Dehnhard M, Naidenko SV, **Jewgenow K** (2017): Metabolism of prostaglandin F2alpha in Eurasian lynx (*Lynx lynx*) and Asian leopard cat (*Prionailurus bengalensis euptilura*). *REPROD DOMEST ANIM* **52**, Suppl. 2, 45–51. [doi:10.1111/rda.12894](https://doi.org/10.1111/rda.12894)

Drees KP, Lorch JM, Puechmaille SJ, Parise KL, **Wibbelt G**, Hoyt JR, Sun K, Jargalsaikhan A, Dalannast M, Palmer JM, Lindner DL, Marm Kilpatrick A, Pearson T, Keim PS, Blehert DS, Foster JT (2017): Phylogene-

tics of a fungal invasion: Origins and widespread dispersal of white-nose syndrome. *MBIO* **8**, e01941-17. [doi:10.1128/mBio.01941-17](https://doi.org/10.1128/mBio.01941-17)

Durant SM, Mitchell N, Groom R, Pettorelli N, Ipavec A, Jacobson AP, Woodroffe R, Böhm M, Hunter LT, Becker MS, Broekhuis F, Bashir S, Andresen L, Aschenborn O, Beddiaf M, Belbachir F, Belbachir-Bazi A, Berbash A, Brandao de Matos Machado I, Breitenmoser C, Chege M, Cilliers D, Davies-Mostert H, Dickman AJ, Ezekiel F, Farhadinia MS, Funston P, Henschel P, Horgan J, de Iongh HH, Jowkar H, Klein R, Lindsey PA, Marker L, Marnewick K, **Melzheimer J**, Merkle J, M'soka J, Msuha M, O'Neill H, Parker M, Purchase G, Sahailou S, Saidu Y, Samna A, Schmidt-Küntzel A, Selebatso E, Sogbohossou EA, Soutlan A, Stone E, van der Meer E, van Vuuren R, Wykstra M, Young-Overton K (2017): The global decline of cheetah *Acinonyx jubatus* and what it means for conservation. *PROC NATL ACAD SCI USA* **114**, 528–533. [doi:10.1073/pnas.1611122114](https://doi.org/10.1073/pnas.1611122114)

Ehret T, Spork, Dieterich C, Lucius R, **Heitlinger E** (2017): Dual RNA-seq reveals no plastic transcriptional response of the coccidian parasite *Eimeria falciformis* to host immune defenses. *BMC GENOMICS* **18**, 686. [doi:10.1186/s12864-017-4095-6](https://doi.org/10.1186/s12864-017-4095-6)

Engel KM, Schiller J, **Müller K**, Dannenberger D, **Jakop U** (2017): The phospholipid composition of kangaroo spermatozoa verified by mass spectrometric lipid analysis. *LIPIDS* **52**, 857–869. [doi:10.1007/s11745-017-4283-9](https://doi.org/10.1007/s11745-017-4283-9)

Fasel NJ, Mène-Saffrané L, Ruczynski I, Komar E, Christe P (2017): Diet induced modifications of fatty acid composition in mealworm larvae (*Tenebrio molitor*). *J FOOD RES* **6**, 22–31. [doi:10.5539/jfr.v6n5p22](https://doi.org/10.5539/jfr.v6n5p22)

Fernandez-Gonzalez L, **Jewgenow K** (2017): Cryopreservation of feline oocytes by vitrification using commercial kits and slush nitrogen technique. *REPROD DOMEST ANIM* **52**, 230–234. [doi:10.1111/rda.12837](https://doi.org/10.1111/rda.12837)

Franz M, Goodman, LB, Van de Walle GR, Osterrieder N, **Greenwood AD** (2017): A point mutation in a herpesvirus co-determines neuropathogenicity and viral shedding. *VIRUSES-BASEL* **9**, 6. [doi:10.3390/v9010006](https://doi.org/10.3390/v9010006)

Frei S, **Ortmann S**, Kreuzer M, Hatt JM, Clauss M (2017): Digesta retention patterns in geese (*Anser anser*) and turkeys (*Meleagris gallopavo*) and deduced function of avian caeca. *COMP BIOCHEM PHYSIOL A-MOL INTEGR PHYSIOL* **204**, 219–227. [doi:10.1016/j.cbpa.2016.12.001](https://doi.org/10.1016/j.cbpa.2016.12.001)

Gaubert P, **Patel R**, Veron G, Goodman SM, Willsch M, Vasconcelos R, Lourenço A, Sigaud M, Justy F, Joshi BD, **Fickel J**, **Wilting A** (2017): Phylogeography of the small Indian civet and origin of introductions to Western Indian Ocean islands. *J HERED* **108**, 270–279. [doi:10.1093/jhered/esw085](https://doi.org/10.1093/jhered/esw085)

Gillingham M, Béchet A, **Courtiol A**, Rendón-Martos M, Amat JA, Samraoui B, Onmuş O, Sommer S, Cézilly F (2017): Very high MHC Class IIB diversity without spatial differentiation in the Mediterranean population of greater flamingos. *BMC EVOL BIOL* **17**, 56. [doi:10.1186/s12862-017-0905-3](https://doi.org/10.1186/s12862-017-0905-3)

Giménez MD, **Förster DW**, Jones EP, Jóhannesdóttir F, Gabriel SI, Panithanarak T, Scascitelli M, Merico V, Garagna S, Searle JB, Hauffe HC (2017): A half-century of studies on a chromosomal hybrid zone of the house mouse. *J HERED* **108**, 25–35. [doi:10.1093/jhered/esw061](https://doi.org/10.1093/jhered/esw061)

Hagen R, Heurich M, Storch I, Hanewinkel M, **Kramer-Schadt S** (2017): Linking annual variations of roe deer bag records to large-scale winter conditions: spatio-temporal development in Europe between 1961 and 2013. EUR J WILDL RES **63**, 97. [doi:10.1007/s10344-017-1155-9](https://doi.org/10.1007/s10344-017-1155-9)

Heim O, Lorenz L, **Kramer-Schadt S**, Jung K, **Voigt CC**, Eccard JA (2017): Landscape and scale dependent spatial niches of bats foraging above intensively used arable field. ECOL PROCESS **6**, 24. [doi:10.1186/s13717-017-0091-7](https://doi.org/10.1186/s13717-017-0091-7)

Heinrich SK, **Hofer H**, **Courtiol A**, **Melzheimer J**, **Dehnhard M**, **Czirják GÁ***, **Wachter B*** (2017): Cheetahs have a stronger constitutive innate immunity than leopards. SCI REP **7**, 44837. [doi:10.1038/srep44837](https://doi.org/10.1038/srep44837)

Heitlinger E, **Ferreira SC**, **Thierer D**, **Hofer H**, **East ML** (2017): The intestinal eukaryote and bacterial biome of spotted hyenas: the impact of social status and age on diversity and composition. FRONT CELL INFECT MICROBIOL **7**, 262. [doi:10.3389/fcimb.2017.00262](https://doi.org/10.3389/fcimb.2017.00262)

Hobbs M, King A, Salinas R, Chen Z, Tsangaras K, **Greenwood AD**, Johnson RD, Belov K, Wilkins MR, Timms P (2017): Long-read genome sequence assembly provides insight into ongoing retroviral invasion of the koala germline. SCI REP **7**, 15838. [doi:10.1038/s41598-017-16171-1](https://doi.org/10.1038/s41598-017-16171-1)

Holtze S, Lukač M, Cizelj I, Mutschmann F, **Szentiks CA**, Jelić D, **Hermes R**, **Göritz F**, Braude S, **Hildebrandt TB** (2017): Monitoring health and reproductive status of olms (*Proteus anguinus*) by ultrasound. PLOS ONE **12**, e0182209. [doi:10.1371/journal.pone.0182209](https://doi.org/10.1371/journal.pone.0182209)

Jewgenow K, **Braun BC**, **Dehnhard M**, **Zahmel J**, **Goeritz F** (2017): Research on reproduction is essential for captive breeding of endangered carnivore species. REPROD DOMEST ANIM **52**, Suppl. 2, 18–23. [doi:10.1111/rda.12836](https://doi.org/10.1111/rda.12836)

Kaczensky P, Burnik Sturm M, Sabliln MV, **Voigt CC**, Smith S, Ganbaatar O, Balint B, Walzer C, Spasskaya NN (2017): Stable isotopes reveal diet shift from pre-extinction to reintroduced Przewalski's horses. SCI REP **7**, 5950. [doi:10.1038/s41598-017-05329-6](https://doi.org/10.1038/s41598-017-05329-6)

Kaitetzidou, E, **Ludwig A**, Gessner J, Sarropoulou E (2017): Expression patterns of Atlantic sturgeon (*Acipenser oxyrinchus*) during embryonic development. G3-GENES GENOMES GENET **7**, 533–542. [doi:10.1534/g3.116.036699](https://doi.org/10.1534/g3.116.036699)

Kampmann ML, Schnell IB, Jensen RH, **Axtner J**, Sander AF, Hansen AJ, Bertelsen MF, **Greenwood AD**, Gilbert MTP, **Wilting A** (2017): Leeches as a source of mammalian viral DNA and RNA—a study in medicinal leeches. EUR J WILDL RES **63**, 36. [doi:10.1007/s10344-017-1093-6](https://doi.org/10.1007/s10344-017-1093-6)

Keicher LM, O'Mara MT, **Voigt CC**, Dechmann DKN (2017): Stable carbon isotopes in breath reveals fast incorporation rates and seasonally variable but rapid fat turnover in the common shrew (*Sorex araneus*). J EXP BIOL **220**, 2834–2841. [doi:10.1242/jeb.159947](https://doi.org/10.1242/jeb.159947)

Kitchener AC, Breitenmoser-Würsten C, Eizirik E, Gentry A, Werdelin L, **Wilting A**, Yamaguchi N, Abramov AV, Christiansen P, Driscoll C, Duckworth JW, Johnson W, Luo SJ, Meijaard E, O'Donoghue P, Sanderson J, Seymour K, Bruford M, Groves C, Hoffmann M, Nowell K, Timmons Z, Tobe S (2017): A revised taxonomy of the Felidae. The final report of the Cat Classification Task Force of the IUCN/SSC Cat Specialist Group, CAT NEWS Special Issue **11**, 1–80.

- Kofer J, **Hofer H**, Hartmann S (2017): Next generation parasitologists: new structured training programs meet current educational challenges. *TRENDS PARASITOL* **33**, 423–425. [doi:10.1016/j.pt.2017.03.008](https://doi.org/10.1016/j.pt.2017.03.008)
- Krone O**, **Auls S**, Neurath H (2017): Case report: secondary poisoning in a white-tailed sea eagle caused by carbofuran. *EUR J WILDL RES* **63**, 91. [doi:10.1007/s10344-017-1148-8](https://doi.org/10.1007/s10344-017-1148-8)
- Kuhrt H, Bringmann A, Härtig W, **Wibbelt G**, Peichl L, Reichenbach A (2017): The retina of Asian and African elephants: Comparison of newborn and adult. *BRAIN BEHAV EVOL* **89**, 84–103. [doi:10.1159/000464097](https://doi.org/10.1159/000464097)
- Lah L, **Löber U**, Hsiang T, Hartmann S (2017): A genomic comparison of putative pathogenicity-related gene families in five members of the Ophiostomatales with different lifestyles. *FUNGAL BIOL* **121**, 234–252. [doi:10.1016/j.funbio.2016.12.002](https://doi.org/10.1016/j.funbio.2016.12.002)
- Landgraf C**, Wilhelm K, Wirth J, Weiss M, Kipper S (2017): Affairs happen – to whom? A study on extra-pair paternity in common nightingales. *CURR ZOOLOG* **63**, 421–431. [doi:10.1093/cz/zox024](https://doi.org/10.1093/cz/zox024)
- Lesniak I**, **Franz M**, **Heckmann I**, **Greenwood AD**, **Hofer H**, **Krone O** (2017): Surrogate hosts: Hunting dogs and recolonizing grey wolves share their endoparasites. *INT J PARASITOL-PARASIT WILDL* **6**, 278–286. [doi:10.1016/j.ijppaw.2017.09.001](https://doi.org/10.1016/j.ijppaw.2017.09.001)
- Lesniak I**, **Heckmann I**, **Heitlinger E**, **Szentiks CA**, Nowak C, Harms V, Jarausch A, Reinhardt I, Kluth G, **Hofer H**, **Krone O** (2017): Population expansion and individual age affect endoparasite richness and diversity in a recolonizing large carnivore population. *SCI REP* **7**, 41730. [doi:10.1038/srep41730](https://doi.org/10.1038/srep41730)
- Lewanzik D**, **Voigt CC** (2017): Transition from conventional to light-emitting diode street lighting changes activity of urban bats. *J APPL ECOL* **54**, 264–271. [doi:10.1111/1365-2664.12758](https://doi.org/10.1111/1365-2664.12758)
- Li Y, **Ludwig A**, Peng Z (2017): Geographical differentiation of the *Euchiloglanis* fish complex (Teleostei: Siluriformes) in the Hengduan Mountain Region, China: Phylogeographic evidence of altered drainage patterns. *ECOL EVOL* **7**, 928–940. [doi:10.1002/ece3.2715](https://doi.org/10.1002/ece3.2715)
- Librado P, Gamba C, Gaunitz C, Der Sarkissian C, Pruvost M, Albrechtsen A, Fages A, Khan N, Schubert M, Jagannathan V, Serres-Armero A, Kuderna LFK, Povolotskaya IS, Seguin-Orlando A, Lepetz S, Neuditschko M, Thèves C, Alquraishi S, Alfarhan AH, Al-Rasheid K, Rieder S, Samashev Z, Francfort HP, Benecke N, Hofreiter M, **Ludwig A**, Keyser C, Marques-Bonet T, Ludes B, Crubézy E, Leeb T, Willerslev E, Orlando L (2017): Ancient genomic changes associated with domestication of the horse. *SCIENCE* **356**, 442–445. [doi:10.1126/science.aam5298](https://doi.org/10.1126/science.aam5298)
- Liu S, **Ludwig A**, Peng Z (2017): Nine novel microsatellites for the cavefish (*Triplophysa rosa* Chen & Yang, 2005). *J APPL ICHTHYOL* **33**, 119–120. [doi:10.1111/jai.13231](https://doi.org/10.1111/jai.13231)
- Luther I, **Jakop U**, Lueders I, Tordiffe A, **Franz C**, Schiller J, Kotze A, **Müller K** (2017): Semen cryopreservation and radical reduction capacity of seminal fluid in captive African lion (*Panthera leo*). *THERIOGENOLOGY* **89**, 295–304. [doi:10.1016/j.theriogenology.2016.10.024](https://doi.org/10.1016/j.theriogenology.2016.10.024)
- Maia TA, **Vilaça ST**, Silva LRD, Santos FR, Dantas GPM (2017): DNA sampling from eggshells and microsatellite genotyping in rare tropical birds: Case study on Brazilian Merganser. *GENET MOL BIOL* **40**, 808–812. [doi:10.1590/1678-4685-GMB-2016-0297](https://doi.org/10.1590/1678-4685-GMB-2016-0297)

- Martin EA**, Heurich M, Müller J, Bufka L, **Bubliy O**, **Fickel J** (2017): Genetic variability and size estimates of the Eurasian otter (*Lutra lutra*) population in the Bohemian Forest Ecosystem. MAMM BIOL **86**, 42–47. [doi:10.1016/j.mambio.2016.12.001](https://doi.org/10.1016/j.mambio.2016.12.001)
- Martins RF**, **Fickel J**, Le M, Nguyen TV, Nguyen HM, Timmins R, Gan HM, Rovie-Ryan JJ, **Lenz D**, **Förster DW**, **Wilting A** (2017): Phylogeography of red muntjacs reveals three distinct mitochondrial lineages. BMC EVOL BIOL **17**, 34. [doi:10.1186/s12862-017-0888-0](https://doi.org/10.1186/s12862-017-0888-0)
- Mathai J**, Sollmann R, Meredith ME, Belant JL, **Niedballa J**, Buckingham L, **Wong ST**, Asad S, **Wilting A** (2017): Fine-scale distributions of carnivores in a logging concession in Sarawak, Malaysian Borneo. MAMM BIOL **86**, 56–65. [doi:10.1016/j.mambio.2017.04.002](https://doi.org/10.1016/j.mambio.2017.04.002)
- Menke S, Meier M, Mfunne JKE, **Melzheimer J**, **Wachter B**, Sommer S (2017): Effects of host traits and land-use changes on the gut microbiota of the Namibian black-backed jackal (*Canis mesomelas*). FEMS MICROBIOL ECOL **93**, fix123. [doi:10.1093/femsec/fix123](https://doi.org/10.1093/femsec/fix123)
- Mohamed A**, Brickle N, **Wilting A** (2017): A new record of Bornean Peacock Pheasant *Polyplectron schleiermacheri* from Sabah, Malaysia. FORKTAIL **33**, 53–55.
- Mohd Salleh F, Ramos-Madriral J, **Peñaloza F**, Liu S, Mikkelsen-Holger SS, **Patel RP**, **Martins R**, **Lenz D**, **Fickel J**, Roos C, Shamsir MS, Azman MS, Burton KL, Stephen JR, **Wilting A**, Gilbert MTP (2017): An expanded mammal mitogenome dataset from Southeast Asia. GIGASCIENCE **6**, 1–8. [doi:10.1093/gigascience/gix053](https://doi.org/10.1093/gigascience/gix053)
- Mühldorfer K** (2017): Bats, bacteria and their role in health and disease. MICROBIOL AUST **38**, 28–29. [doi:10.1071/MA17009](https://doi.org/10.1071/MA17009)
- Mühldorfer K**, **Wibbelt G**, **Szentiks CA**, Fischer D, Scholz HC, Zschöck M, Eisenberg T (2017): The role of ‘atypical’ Brucella in amphibians: Are we facing novel emerging pathogens? J APPL MICROBIOL **122**, 40–53. [doi:10.1111/jam.13326](https://doi.org/10.1111/jam.13326)
- Nikolin VM**, **Olarte-Castillo XA**, Osterrieder N, **Hofer H**, Dubovi E, **Mazzoni CJ**, Brunner E, **Goller KV**, Fyumagwa RD, Moehlman PD, **Thierer D**, **East ML** (2017): Canine distemper virus in the Serengeti ecosystem: molecular adaptation to different carnivore species. MOL ECOL **26**, 2111–2130. [doi:10.1111/mec.13902](https://doi.org/10.1111/mec.13902)
- Niu Y, Zhao Q, Zhao H, **Ludwig A**, Peng Z (2017): Karyotype and genome size of an endangered cavefish (*Triplophysa rosa* Chen & Yang, 2005). J APPL ICHTHYOL **33**, 124–126. [doi:10.1111/jai.13209](https://doi.org/10.1111/jai.13209)
- Nørgaard LS, Mikkelsen DMG, Elmeros M, Chriél M, Madsen AB, Nielsen JL, Pertoldi C, Randi E, **Fickel J**, Brygida S, Ruiz-González A (2017): Population genomics of the racoon dog (*Nyctereutes procyonoides*) in Denmark: Insights into invasion history and population development. BIOL INVASIONS **19**, 1637–1652. [doi:10.1007/s10530-017-1385-5](https://doi.org/10.1007/s10530-017-1385-5)
- O’Mara MT, Wikelski M, **Voigt CC**, Maat A, Pollock H, Burness G, Desantis L, Dechmann DKN (2017): Cyclic bouts of extreme bradycardia counteract the high metabolism of frugivorous bats. ELIFE **19**, e26686. [doi:10.7554/eLife.26686](https://doi.org/10.7554/eLife.26686)
- Ohse B, Hammerbacher A, Seele C, Meldau S, Reichelt M, **Ortmann S**, Wirth C (2017): Salivary cues: Simulated roe deer browsing induces systemic changes in phytohormones and defense chemistry in wild-grown maple and beech saplings. FUNCT ECOL **31**, 340–349. [doi:10.1111/1365-2435.12717](https://doi.org/10.1111/1365-2435.12717)

Ossi F, Gaillard JM, Hebblewhite M, Morellet N, Sandfort R, Kröschel M, Kjellander P, Mysterud A, Linnell JDC, Heurich M, Soennichsen L, Sustr P, **Berger A**, Rocca M, Urbano F, Ranc N, Cagnacci F (2017): Plastic response by a small cervid to supplemental feeding in winter across a wide environmental gradient. *ECOSPHERE* **8**, e01629. [doi:10.1002/ecs2.1629](https://doi.org/10.1002/ecs2.1629)

Patel RP, **Lenz D**, Kitchener AC, **Fickel J**, **Förster DW**, **Wilting A** (2017): Threatened but understudied: supporting conservation by understanding the genetic structure of the flat-headed cat. *CONSERV GENET* **18**, 1423–1433. [doi:10.1007/s10592-017-0990-2](https://doi.org/10.1007/s10592-017-0990-2)

Patel RP, **Wutke S**, **Lenz D**, Mukherjee S, Ramakrishnan U, Veron G, **Fickel J**, **Wilting A**, **Förster DW** (2017): Genetic structure and phylogeography of the leopard cat (*Prionailurus bengalensis*) inferred from mitochondrial genomes. *J HERED* **108**, 349–360. [doi:10.1093/jhered/esx017](https://doi.org/10.1093/jhered/esx017)

Potgieter GC, Weise FJ, **Wachter B**, **Melzheimer J**, Wiesel I, Stratford K (2017): Comment on Rust et al.: Human-carnivore conflict in Namibia is not simply about black and white. *SOC NAT RESOUR* **30**, 1299–1303. [doi:10.1080/08941920.2017.1283077](https://doi.org/10.1080/08941920.2017.1283077)

Potier R, Monge E, Loucachevsky T, **Hermes R**, **Göritz F**, Rochel D, Risi E (2017): Effects of deslorelin acetate on plasma testosterone concentrations in captive yellow-bellied sliders (*Trachemys scripta* sp.). *ACTA VET HUNG* **65**, 440–445. [doi:10.1556/004.2017.041](https://doi.org/10.1556/004.2017.041)

Pribbenow S, Shrivastav TG, **Dehnhard M** (2017): Measuring fecal testosterone metabolites in spotted hyenas: Choosing the wrong assay may lead to erroneous results. *J IMMUNOASS IMMUNOCH* **38**, 308–321. [doi:10.1080/15321819.2016.1260584](https://doi.org/10.1080/15321819.2016.1260584)

Prüter H, Sitko J, **Krone O** (2017): Having bird schistosomes in mind – the first detection of *Bilharziella polonica* (Kowalewski 1895) in the bird neural system. *PARASITOL RES* **116**, 865–870. [doi:10.1007/s00436-016-5359-9](https://doi.org/10.1007/s00436-016-5359-9)

Rickard JP, Ryan G, Hall E, de Graaf SP, **Hermes R** (2017): Using transrectal ultrasound to examine the effect of exogenous progesterone on early embryonic loss in sheep. *PLOS ONE* **12**. [doi:10.1371/journal.pone.0183659](https://doi.org/10.1371/journal.pone.0183659)

Ripple WJ, Wolf C, Newsome TM, Galetti M, Alamgir M, Crist E, Mahmoud MI, Laurance WF plus 15,364 scientist signatories from 184 countries (signatories from the Leibniz-IZW: **Barthel LMF**, **Courtiol A**, **Edwards S**, **Frey R**, **Fritze M**, **Hofer H**, **Höner O**, **Kiefer S**, **Kruszynski de Assis C**, **Lenz D**, **Mohamed A**, **Mühldorfer K**, **Patel R**, **Roellig K**, **Scherer C**, **Schiller S**, **Schirmer A**, **Seltmann A**, **Szentiks CA**, **Tilker A**) (2017): World scientists' warning to humanity: A second notice. *BIOSCIENCE* **67**, 1026–1028. [doi:10.1093/biosci/bix125](https://doi.org/10.1093/biosci/bix125)

Rousset F, Gouy A, Martinez-Almoyna C, **Courtiol A** (2017): The summary likelihood method and its implementation in the Infusion package. *MOL ECOL RESOUR* **17**, 110–119. [doi:10.1111/1755-0998.12627](https://doi.org/10.1111/1755-0998.12627)

Sandoval-Castellanos E, **Wutke S**, Gonzalez-Salazar C, **Ludwig A** (2017): Coat colour adaption of post-glacial horses to increasing forest vegetation. *NAT ECOL EVOL* **1**, 1816–1819. [doi:10.1038/s41559-017-0358-5](https://doi.org/10.1038/s41559-017-0358-5)

Saragusty J, Lemma A, **Hildebrandt TB**, **Göritz F** (2017): Follicular size predicts success in artificial insemination with frozen-thawed sperm in donkeys. *PLOS ONE* **12**, e0175637. [doi:10.1371/journal.pone.0175637](https://doi.org/10.1371/journal.pone.0175637)

Schroeder O, Benecke N, Frölich K, Peng Z, Kaniuth K, Sverchkov L, Reinhold S, Belinskiy A, **Ludwig A** (2017): Endogenous retroviral insertions indicate a secondary introduction of domestic sheep lineages to the Caucasus and Central Asia between the Bronze and Iron Age. *GENES* **8**, 165. [doi:10.3390/genes8060165](https://doi.org/10.3390/genes8060165)

Schröter F, **Müller K**, Müller P, Krause E, **Braun BC** (2017): Recombinant expression of porcine spermadhesin AWN and its phospholipid interaction: indication for a novel lipid binding property. *REPROD DOMEST ANIM* **52**, 585–595. [doi:10.1111/rda.12953](https://doi.org/10.1111/rda.12953)

Schwensow N, Detering H, Pederson St, **Mazzoni C**, Sinclair R, Peacock D, Kovaliski J, Cooke B, **Fickel J**, Sommer S (2017): Resistance to RHD virus in wild Australian rabbits: comparison of susceptible and resistant individuals using a genome-wide approach. *MOL ECOL* **26**, 4551–4561. [doi:10.1111/mec.14228](https://doi.org/10.1111/mec.14228)

Schwensow N, **Mazzoni C**, Marmesat Bertoli E, **Fickel J**, Peacock D, Kovaliski J, Sinclair R, Cassey P, Cooke B, Sommer S (2017): High adaptive variability and virus-driven selection on major histocompatibility complex (MHC) genes in invasive wild rabbits in Australia. *BIOL INVASIONS* **19**, 1255–1271. [doi:10.1007/s10530-016-1329-5](https://doi.org/10.1007/s10530-016-1329-5)

Sebastiano M, Eens M, Angelier F, Pineau K, Chastel O, **Costantini D** (2017): Corticosterone, inflammation, immune status and telomere length in frigatebird nestlings facing a severe herpesvirus infection. *CONSERV PHYSIOL* **5**:cow073. [doi:10.1093/conphys/cow073](https://doi.org/10.1093/conphys/cow073)

Seeber PA*, **Soilemetzidou SE***, **East ML**, Walzer C, **Greenwood AD** (2017): Equine behavioral enrichment toys as tools for non-invasive recovery of viral and host DNA. *ZOO BIOL* **36**, 341–344. [doi:10.1002/zoo.21380](https://doi.org/10.1002/zoo.21380)

Seltmann A, Corman V, Drosten C, **Czirják GÁ**, Bernard J, Struebig M, **Voigt CC** (2017): Seasonal fluctuations of astrovirus, but not coronavirus, shedding in bats inhabiting human-modified tropical forests. *ECOHEALTH* **14**, 272–284. [doi:10.1007/s10393-017-1245-x](https://doi.org/10.1007/s10393-017-1245-x)

Seltmann A, **Czirják GÁ**, **Courtiol A**, Bernard H, Struebig M, **Voigt CC** (2017): Habitat disturbance results in chronic stress and impaired health status in forest-dwelling paleotropical bats. *CONSERV PHYSIOL* **5**, cox020. [doi:10.1093/conphys/cox020](https://doi.org/10.1093/conphys/cox020)

Sibiryakova OV, Volodin IA, **Frey R**, Zuther S, Kisebaev TB, Salemgareev AR, Volodina EV (2017): Remarkable vocal identity in wild-living mother and neonate saiga antelopes: a specialization for breeding in huge aggregations? *SCI NAT* **104**, 11. [doi:10.1007/s00114-017-1433-0](https://doi.org/10.1007/s00114-017-1433-0)

Skulachev VP*, **Holtze S***, Vyssokikh MY, Bakeeva LE, Skulachev MV, Markov AV, **Hildebrandt TB****, Sadovnichii VA** (2017): Neoteny, Prolongation of youth: From naked mole rats to “naked apes” (humans). *PHYSIOL REV* **97**, 699–720. [doi:10.1152/physrev.00040.2015](https://doi.org/10.1152/physrev.00040.2015)

Soares LS, Bolten AB, Wayne ML, **Vilaça ST**, Santos FR, Marcovaldi MA, Bjørndal K (2017): Comparison of reproductive output of hybrid sea turtles and parental species. *MAR BIOL* **164**, 9. [doi:10.1007/s00227-016-3035-3](https://doi.org/10.1007/s00227-016-3035-3)

Sollmann R, **Mohamed A**, **Niedballa J**, **Bender J**, Ambu L, Lagan P, Mannan S, Ong RC, Langner A, Gardner B, **Wilting A** (2017): Quantifying mammal biodiversity co-benefits in certified tropical forests. *DIVERS DISTRIB* **23**, 317–328. [doi:10.1111/ddi.12530](https://doi.org/10.1111/ddi.12530)

Sönnichsen L, Borowik T, Podgórski T, Plis K, **Berger A**, Jędrzejewska B (2017): Survival rates and causes of mortality in roe deer in a rural landscape, Eastern Poland. *MAMMAL RES* **62**, 141–147. [doi:10.1007/s13364-017-0308-2](https://doi.org/10.1007/s13364-017-0308-2)

Sowinska N, **Müller K**, Niżański W, **Jewgenow K** (2017): Mitochondrial characteristics in oocytes of the domestic cat (*Felis catus*) after *in vitro* maturation and vitrification. *REPROD DOMEST ANIM* **52**, 806–813. [doi:10.1111/rda.12982](https://doi.org/10.1111/rda.12982)

Spaak JW, Baert JM, Baird DJ, Maltby L, Pomati, F, **Radchuk V**, Rohr JR, van den Brink PJ, de Laender F (2017): Shifts of community composition and population density substantially affect ecosystem function despite invariant richness. *ECOL LETT* **20**, 1315–1324. [doi:10.1111/ele.12828](https://doi.org/10.1111/ele.12828)

Stillfried M, **Fickel J**, **Börner K**, Wittstatt U, Heddergott M, **Ortmann S**, **Kramer-Schadt S**, Frantz AC (2017): Do cities represent sources, sinks or isolated islands for urban wild boar population structure? *J APPL ECOL* **54**, 272–281. [doi:10.1111/1365-2664.12756](https://doi.org/10.1111/1365-2664.12756)

Stillfried M, **Gras P**, **Börner K**, **Göritz F**, **Painer J**, **Röllig K**, Wenzler M, **Hofer H**, **Ortmann S**, **Kramer-Schadt S** (2017): Secrets of success in a landscape of fear: Urban wild boar adjust risk perception and tolerate disturbance. *FRONT ECOL EVOL* **5**, 157. [doi:10.3389/fevo.2017.00157](https://doi.org/10.3389/fevo.2017.00157)

Stillfried M, **Gras P**, **Busch M**, **Börner K**, **Kramer-Schadt S**, **Ortmann S** (2017): Wild inside: Urban wild boar select natural, not anthropogenic food resources. *PLOS ONE* **12**, e0175127. [doi:10.1371/journal.pone.0175127](https://doi.org/10.1371/journal.pone.0175127)

Tilker A, Long B, Gray TNE, Robichaud W, Van Nogoc T, Linh, NV, Hoilland J, Shurter S, Comizzoli P, Thomas P, Ratajszczak R, Burton J (2017): Saving the saola from extinction. *SCIENCE* **357**, 1248. [doi:10.1126/science.aap9591](https://doi.org/10.1126/science.aap9591)

van der Post DJ, **Franz M**, Laland KN (2017): The evolution of social learning mechanisms and cultural phenomena in group foragers. *BMC EVOL BIOL* **17**, 49. [doi:10.1186/s12862-017-0889-z](https://doi.org/10.1186/s12862-017-0889-z)

Voigt CC, Frick WF, Holderied MW, Holland R, Kerth G, Plowright R, Swartz S, Yovel Y (2017): Principles and patterns of bat movements: From aerodynamics to ecology. *Q REV BIOL* **92**, 267–287. [doi:10.1086/693847](https://doi.org/10.1086/693847)

Voigt CC, **Röleke M**, **Marggraf L**, Petersons G, **Voigt-Heucke SL** (2017): Migratory bats respond to artificial green light with positive phototaxis. *PLOS ONE* **12**, e0177748. [doi:10.1371/journal.pone.0177748](https://doi.org/10.1371/journal.pone.0177748)

Volodin IA, Efremova KO, **Frey R**, Soldatova NV, Volodina EV (2017): Vocal changes accompanying the descent of the larynx during ontogeny from neonates to adults in male and female goitred gazelles (*Gazella subgutturosa*). *ZOOLOGY* **120**, 31–41. [doi:10.1016/j.zool.2016.09.001](https://doi.org/10.1016/j.zool.2016.09.001)

Volodin IA, Sibiryakova OV, **Frey R**, Efremova KO, Soldatova NV, Zuther S, Kisebaev TB, Salemgareev AR (2017): Individuality of distress and discomfort calls in neonates with bass voices: Wild-living goitred gazelles (*Gazella subgutturosa*) and saiga antelopes (*Saiga tatarica*). *ETHOLOGY* **123**, 386–396. [doi:10.1111/eth.12607](https://doi.org/10.1111/eth.12607)

Volodin IA, Volodina EV, **Frey R** (2017): Bull bellows and bugles: a remarkable convergence of low and high-frequency vocalizations between male domestic cattle *Bos taurus* and the rutting calls of Siberian and North American wapiti. *BIOACOUSTICS* **26**, 271–284. [doi:10.1080/09524622.2016.1275805](https://doi.org/10.1080/09524622.2016.1275805)

Volodin IA, Volodina EV, **Frey R**, Kirilyuk VE, Naidenko SV (2017): Unusually high-pitched neonate distress calls of the open-habitat Mongolian gazelle (*Procapra gutturosa*) and their anatomical and hormonal predictors. *SCI NAT* **104**, 50. [doi:10.1007/s00114-017-1471-7](https://doi.org/10.1007/s00114-017-1471-7)

Volodin, IA, Volodina EV, **Frey R**, Gogoleva SS, Palko IV, Rozhnov VV (2017): Acoustic structure of alarm calls in Indian sambar (*Rusa unicolor*) and Indian muntjac (*Muntiacus vaginalis*) in South Vietnam. *DOKL BIOL SCI* **474**, 110–113. [doi:10.1134/S0012496617030061](https://doi.org/10.1134/S0012496617030061) Russische Version: **474**, 391–394. [doi:10.7868/S0869565217150270](https://doi.org/10.7868/S0869565217150270)

Wasimuddin, Menke S, **Melzheimer J**, **Thalwitzer S**, **Heinrich S**, **Wachter B**, Sommer S (2017): Gut microbiomes of free-ranging and captive Namibian cheetahs: Diversity, putative functions and occurrence of potential pathogens. *MOL ECOL* **26**, 5515–5527. [doi:10.1111/mec.14278](https://doi.org/10.1111/mec.14278)

Weise FJ, Vijay V, Jacobson AP, Schoonover RF, Groom RJ, Horgan J, Keeping D, Klein R, Marnewick K, Maude G, **Melzheimer J**, Mills G, van der Merwe V, van der Meer E, van Vuuren RJ, **Wachter B**, Pimm SL (2017): The distribution and numbers of cheetah (*Acinonyx jubatus*) in southern Africa. *PEERJ* **5**, e4096. [doi:10.7717/peerj.4096](https://doi.org/10.7717/peerj.4096)

Weise P, **Czirják GÁ**, **Lindecke O**, Bumrungsri S, **Voigt CC** (2017): Simulated bacterial infection disrupts the circadian fluctuation of immune cells in wrinkle-lipped bats (*Chaerephon plicatus*). *PEERJ* **5**, e3570. [doi:10.7717/peerj.3570](https://doi.org/10.7717/peerj.3570)

Wibbelt G, Tausch SH, Dabrowski PW, Kershaw O, Nitsche A, Schrick L (2017): Berlin squirrelpox virus, a new poxvirus in red squirrels, Berlin, Germany. *EMERG INFECT DIS* **23**, 1726–1729. [doi:10.3201/eid2310.171008](https://doi.org/10.3201/eid2310.171008)

Zahmel J, **Mundt H**, **Jewgenow K**, **Braun BC** (2017): Analysis of gene expression in granulosa cells post maturation to evaluate oocyte culture systems in domestic cat. *REPROD DOMEST ANIM* **52**, Suppl. 2, 65–70. [doi:10.1111/rda.12927](https://doi.org/10.1111/rda.12927)

2016

Abdelgawad A, Damiani A, Ho SY, Strauss G, **Szentiks CA**, **East ML**, Osterrieder N, **Greenwood AD** (2016): Zebra alphaherpesviruses (EHV-1 and EHV-9): Genetic diversity, latency and co-infections. *VI-RUSES-BASEL* **8**, 262. [doi:10.3390/v8090262](https://doi.org/10.3390/v8090262)

Alfano N, Kolokotronis SO, **Tsangaras K**, Roca AL, Xu W, Eiden MV, **Greenwood AD** (2016): Episodic diversifying selection shaped the genomes of gibbon ape leukemia virus and related gammaretroviruses. *J VIROL* **90**, 1757–1772. [doi:10.1128/JVI.02745-15](https://doi.org/10.1128/JVI.02745-15)

Alfano N, Michaux J, Morand S, Aplin K, **Tsangaras K**, **Löber U**, Fabre PH, Fitriana Y, Semiadi G, Ishida Y, Helgen KM, Roca AL, Eiden MV, **Greenwood AD** (2016): An endogenous gibbon ape leukemia virus (GALV) identified in a rodent (*Melomys burtoni subsp.*) from Wallacea (Indonesia). *J VIROL* **90**, 8169–8180. [doi:10.1128/JVI.00723-16](https://doi.org/10.1128/JVI.00723-16)

Amelkina O, **Zschockelt L**, **Painer J**, Serra R, Villaespesa F, **Jewgenow K**, **Braun BC** (2016): Progesterone, estrogen and androgen receptors in the corpus luteum of the domestic cat, Iberian lynx (*Lynx pardinus*) and Eurasian lynx (*Lynx lynx*). *THERIOGENOLOGY* **86**, 2107–2118. [doi:10.1016/j.theriogenology.2016.06.026](https://doi.org/10.1016/j.theriogenology.2016.06.026)

- Arav A, **Saragusty J** (2016): Directional freezing of sperm and associated derived technologies. ANIM REPROD SCI **169**, 6–13. [doi:10.1016/j.anireprosci.2016.02.007](https://doi.org/10.1016/j.anireprosci.2016.02.007)
- Arnemo JM, Andersen O, Stokke S, Thomas VG, **Krone O**, Pain DJ, Mateo R (2016): Health and environmental risks from lead-based ammunition: Science versus socio-politics. ECOHEALTH **13**, 618–622. [doi:10.1007/s10393-016-1177-x](https://doi.org/10.1007/s10393-016-1177-x)
- Bairlein F, Norris DR, **Voigt CC**, Dunn EH, Hussell DJ (2016): Using stable-hydrogen isotopes to reveal immigration in an Arctic-breeding songbird population. MOV ECOL **4**, 16. [doi:10.1186/s40462-016-0081-x](https://doi.org/10.1186/s40462-016-0081-x)
- Baylis AM, Kowalski GJ, **Voigt CC**, Orben RA, Trillmich F, Staniland IJ, Hoffman JI (2016): Pup vibrissae stable isotopes reveal geographic differences in adult female southern sea lion habitat use during gestation. PLOS ONE **11**, e0157394. [doi:10.1371/journal.pone.0157394](https://doi.org/10.1371/journal.pone.0157394)
- Bens M, Sahm A, Groth M, Jahn N, **Morhart M**, **Holtze S**, **Hildebrandt TB**, Platzer M, Szafranski K (2016): FRAMA: from RNA-seq data to annotated mRNA assemblies. BMC GENOMICS **17**, 54. [doi:10.1186/s12864-015-2349-8](https://doi.org/10.1186/s12864-015-2349-8)
- Berdan EL, Blankers T, Waurick I, **Mazzoni CJ**, Mayer F (2016): A genes eye view of ontogeny: De novo assembly and profiling of the *Gryllus rubens* transcriptome. MOL ECOL RESOUR **16**, 1478–1490. [doi:10.1111/1755-0998.12530](https://doi.org/10.1111/1755-0998.12530)
- Brütsch SH, Rademacher M, Roth SR, **Müller K**, **Eder S**, **Viertel D**, **Franz C**, Kühn H, Borchert A (2016): Male subfertility induced by heterozygous expression of catalytically inactive glutathione peroxidase 4 is rescued *in vivo* by systemic inactivation of the Alox15 gene. J BIOL CHEM **291**, 23578–23588. [doi:10.1074/jbc.M116.738930](https://doi.org/10.1074/jbc.M116.738930)
- Bull J**, Heurich M, Saveljex AP, Schmidt K, **Fickel J**, **Förster DW** (2016): The effect of reintroductions on the genetic variability in Eurasian lynx populations: The cases of the Bohemian-Bavarian and Vosges-Palatinian populations. CONSERV GENET **17**, 1229–1234. [doi:10.1007/s10592-016-0839-0](https://doi.org/10.1007/s10592-016-0839-0)
- Canu A, **Vilaça ST**, Iacolina L, Apollonia M, Bertorelle G, Scandura M (2016): Lack of polymorphism in MC1R wild-type allele and evidence of domestic allele introgression across European wild boar populations. MAMM BIOL **81**, 477–479. [doi:10.1016/j.mambio.2016.01.003](https://doi.org/10.1016/j.mambio.2016.01.003)
- Cheyne SM, **Mohamed A**, Hearn AJ, Ross J, Samejima H, Heydon M, Augeri DM, van Berkel T, Boonratana R, Fredriksson G, Hon J, Marshall AJ, Macdonald DW, Belant JL, **Kramer-Schadt S**, **Wilting A** (2016): Predicted distribution of the otter civet *Cynogale bennettii* (Mammalia: Carnivora: Viverridae) on Borneo. RAFFLES BULL ZOOLOG Supplement **33**, 126–131.
- Cooper DM, Dugmore AJ, Gittings BM, Scharf AK, **Wilting A**, Kitchener AC (2016): Predicted Pleistocene-Holocene range shifts of the tiger (*Panthera tigris*). DIVERS DISTRIB **22**, 1199–1211. [doi:10.1111/ddi.12484](https://doi.org/10.1111/ddi.12484)
- Corman AM, **Voigt CC** (2016): Varying foraging patterns in response to competition? A multicolony approach in a generalist seabird. ECOL EVOL **6**, 974–986. [doi:10.1002/ece3.1884](https://doi.org/10.1002/ece3.1884)
- Courtiol A**, Etienne L, Féron R, Godelle B, Rousset F (2016): The evolution of mutual mate choice under direct benefits. AM NAT **188**, 521–538. [doi:10.1086/688658](https://doi.org/10.1086/688658)

Courtiol A, Tropf FC, Mills MC (2016): When genes and environment disagree: making sense of trends in recent human evolution. *PROC NATL ACAD SCI USA* **113**, 7693–7695. [doi:10.1073/pnas.1608532113](https://doi.org/10.1073/pnas.1608532113)

Cui P, **Löber U**, **Alquezar-Planas DE**, Ishida Y, **Courtiol A**, Timms P, Johnson RN, **Lenz D**, Helgen KM, Roca AL, Hartman S, **Greenwood AD** (2016): Comprehensive profiling of retroviral integration sites using target enrichment methods from historical koala samples without an assembled reference genome. *PEERJ* **4**, 1847. [doi:10.7717/peerj.1847](https://doi.org/10.7717/peerj.1847)

Davidian CE, **Courtiol A**, **Wachter B**, **Hofer H**, **Höner OP** (2016): Why do some males choose to breed at home when most other males disperse? *SCI ADV* **2**, e1501236. [doi:10.1126/sciadv.1501236](https://doi.org/10.1126/sciadv.1501236)

De Laender F, Rohr J, Aschauer R, Baird D, Berger U, Eisenhauer N, Grimm V, Hommen U, Maltby L, Melian C, Pomati F, Roessink I, **Radchuk V**, Van den Brink P (2016): Reintroducing environmental change drivers in biodiversity-ecosystem functioning research. *TRENDS ECOL EVOL* **31**, 905–915. [doi:10.1016/j.tree.2016.09.007](https://doi.org/10.1016/j.tree.2016.09.007)

Debebe T, **Holtze S**, **Morhart M**, **Hildebrandt TB**, Rodewald S, Huse K, Platzer M, Wyohannes D, Yirga S, Lemma A, Thieme R, König B, Birkenmeier G (2016): Analysis of cultivable microbiota and diet intake pattern of the long-lived naked mole-rat. *GUT PATHOGENS* **8**, 1. [doi:10.1186/s13099-016-0107-3](https://doi.org/10.1186/s13099-016-0107-3)

Dehnhard N, Ludynia K, Masello JF, **Voigt CC**, McGill RAR, Quillfeldt P (2016): Plasticity in foraging behaviour and diet buffers effects of inter-annual environmental differences on chick growth and survival in southern rockhopper penguins *Eudyptes chrysocome chrysocome*. *POLAR BIOL* **39**, 1627–1641. [doi:10.1007/s00300-015-1887-5](https://doi.org/10.1007/s00300-015-1887-5)

Didion JP, Morgan AP, Yadgary L, Bell TA, McMullan RC, Ortiz de Solorzano L, Britton-Davidian J, Bult CJ, Campbell KJ, Castiglia R, Ching YH, Chunco AJ, Crowley JJ, Chesler EJ, **Förster DW**, French JE, Gabriel SI, Gatti DM, Garland T Jr, Giagia-Athanasopoulou EB, Giménez MD, Grize SA, Gündüz I, Holmes A, Hauße HC, Herman JS, Holt JM, Hua K, Jolley WJ, Lindholm AK, López-Fuster MJ, Mitsainas G, da Luz Mathias M, McMillan L, Ramalhinho Mda G, Rehmann B, Rosshart SP, Searle JB, Shiao MS, Solano E, Svenson KL, Thomas-Laemont P, Threadgill DW, Ventura J, Weinstock GM, Pomp D, Churchill GA, Pardo-Manuel de Villena F (2016): R2d2 drives selfish sweeps in the house mouse. *MOL BIOL EVOL* **33**, 1381–1395. [doi:10.1093/molbev/msw036](https://doi.org/10.1093/molbev/msw036)

Dittmann MT, Hammond KJ, Kirton P, Humphries DJ, Crompton LA, **Ortmann S**, Misselbrook TH, Südekum KH, Schwarm A, Kreuzer M, Reynolds CK, Clauss M (2016): Influence of ruminal methane on digesta retention and digestive physiology in non-lactating dairy cattle. *BR J NUTR* **116**, 763–773. [doi:10.1017/S0007114516002701](https://doi.org/10.1017/S0007114516002701)

Drygala F, Korablev N, Ansoerge H, **Fickel J**, Isomursu M, Elmeros M, Kowalczyk R, Baltrunaite L, Balciuska L, Saarma U, Schulze C, Borkenhangen P, Frantz AC (2016): Homogenous population genetic structure of the non-native raccoon dog (*Nyctereutes procyonoides*) in Europe as a result of rapid population expansion. *PLOS ONE* **11**, e0153098. [doi:10.1371/journal.pone.0153098](https://doi.org/10.1371/journal.pone.0153098)

Duckworth JW, Fredriksson G, Heydon M, Alfred R, Boonratana R, Eaton J, Hall J, Marshall AJ, Nakashima Y, Samejima H, Augeri DM, Cheyne SM, Hearn AJ, Lim NTL, **Mathai J**, Ross J, Rustam, Belant JL, **Kramer-Schadt S**, **Wilting A** (2016): Predicted distribution of small-toothed palm civet *Arctogalidia trivirgata* (Mammalia: Carnivora: Viverridae) on Borneo. *RAFFLES BULL ZOOL Supplement* **33**, 103–110.

Duckworth JW, Hearn AJ, Ross J, Samejima H, **Mohamed A**, Cheyne SM, Alfred R, Augeri DM, **Mathai J**, Heydon M, Boonratana R, Rustam, Semiadi G, van Berkel T, Brodie JF, Giordano AJ, Eaton J, Fredriksson G, Hall J, Hon JJ, Nakashima Y, Macdonald DW, Belant JL, **Kramer-Schadt S**, **Wilting A** (2016): Predicted distribution of short-tailed mongoose *Herpestes brachyurus* (Mammalia: Carnivora: Herpestidae) on Borneo. RAFFLES BULL ZOO Supplement **33**, 132–141.

Duckworth JW, Samejima H, Semiadi G, Hearn AJ, Ross J, Fredriksson G, Cheyne SM, Heydon M, Augeri DM, Brodie JF, Anthony Giordano, Nakashima Y, Boonratana R, Hon J, Marshall AJ, **Mathai J**, Macdonald DW, Belant JL, **Kramer-Schadt S**, **Wilting A** (2016): Predicted distribution of banded linsang *Prionodon linsang* (Mammalia: Carnivora: Prionodontidae) on Borneo. RAFFLES BULL ZOO Supplement **33**, 71–77.

Dziegelewska M, **Holtze S**, Vole C, Wachter U, Menzel U, **Morhart M**, Groth M, Szafranski K, Sahn A, Sponholz C, Dammann P, Huse K, **Hildebrandt T**, Platzer M (2016): Low sulfide levels and a high degree of cystathionine β -synthase (CBS) activation by S-adenosylmethionine (SAM) in the long-lived naked mole-rat. REDOX BIOL **8**, 192–198. [doi:10.1016/j.redox.2016.01.008](https://doi.org/10.1016/j.redox.2016.01.008)

Efremova KO, **Frey R**, Volodin IA, **Fritsch G**, Soldatova NV, Volodina EV (2016): The postnatal ontogeny of the sexually dimorphic vocal apparatus in goitred gazelles (*Gazella subgutturosa*). J MORPHOL **277**, 826–844. [doi:10.1002/jmor.20538](https://doi.org/10.1002/jmor.20538)

Escalera-Zamudio M, **Greenwood AD** (2016): On the classification and evolution of endogenous retrovirus: human endogenous retroviruses may not be ‘human’ after all. APMIS **124**, 44–51. [doi:10.1111/apm.12489](https://doi.org/10.1111/apm.12489)

Escalera-Zamudio M, Rojas-Anaya E, Kolokotronis SO, Taboad B, Méndez-Ojeda ML, Loza-Rubio E, Arias CF, Osterrieder N, **Greenwood AD** (2016): Bats, primates, and the evolutionary origins and diversification of mammalian gammaherpesviruses. MBIO **7**, pii: e01425-16. [doi:10.1128/mBio.01425-16](https://doi.org/10.1128/mBio.01425-16)

Espín S, García-Fernandez AJ, Herzke D, Shore RF, van Hattum B, Martínez-Lopez E, Coeurdassier M, Eulaers I, Fritsch C, Gomez-Ramirez P, Jaspers VLB, **Krone O**, Duke G, Helander B, Mateo R, Movalli P, Sonne C, Brink NW van den (2016): Tracking pan-continental trends in environmental contamination using sentinel raptors—what types of samples should we use? ECOTOXICOLOGY **25**, 777–801. [doi:10.1007/s10646-016-1636-8](https://doi.org/10.1007/s10646-016-1636-8)

Flöter VL, **Galateanu G**, Fürst RW, Seidlová-Wuttke D, Wuttke W, Möstl E, **Hildebrandt TB**, Ulbrich SE (2016): Sex-specific effects of low-dose gestational estradiol-17beta exposure on bone development in porcine offspring. TOXICOLOGY **366**, 60–67. [doi:10.1016/j.tox.2016.07.012](https://doi.org/10.1016/j.tox.2016.07.012)

Foerster S, **Franz M**, Murray CM, Gilby IC, Feldblum JT, Walker KK, Pusey AE (2016): Chimpanzee females queue but males compete for social status. SCI REP **6**, 35404. [doi:10.1038/srep35404](https://doi.org/10.1038/srep35404)

Fontanesi L, Di Palma F, Flicek P, Smith AT, Thulin CG, Alves PC, and the Lagomorph Genomics Consortium (member **Fickel J**) (2016): LaGomiCs – Lagomorph Genomics Consortium: An international collaborative effort for sequencing the genomes of an entire mammalian order. J HERED **107**, 295–308. [doi:10.1093/jhered/esw010](https://doi.org/10.1093/jhered/esw010)

Förster DW, Jones EP, Johannesdottir F, Gabriel S, Gimenez MD, Panithanarak T, Hauffe HC, Searle J (2016): Genetic differentiation within and away from the chromosomal rearrangements characterising

hybridising chromosomal races of the western house mouse (*Mus musculus domesticus*). CHROMOSOME RES **24**, 271–280. [doi:10.1007/s10577-016-9520-1](https://doi.org/10.1007/s10577-016-9520-1)

Frey R, Volodin IA, **Fritsch G**, Volodina EV (2016): Potential sources of high frequency and biphonic vocalization in the dhole (*Cuon alpinus*). PLOS ONE **11**, e0146330. [doi:10.1371/journal.pone.0146330](https://doi.org/10.1371/journal.pone.0146330)

Fülöp A, **Czirják GÁ**, Pap PL, Vágási CI (2016): Feather-degrading bacteria, uropygial gland size and feather quality in house sparrows *Passer domesticus*. IBIS **158**, 362–370. [doi:10.1111/ibi.12342](https://doi.org/10.1111/ibi.12342)

Gager Y, **Tarland E**, **Lieckfeldt D**, Ménage M, Botero-Castro F, Rossiter SJ, Kraus RH, **Ludwig A**, Dechmann DK (2016): The value of molecular vs. morphometric and acoustic information for species-identification using sympatric molossid bats. PLOS ONE **11**, e0150780. [doi:10.1371/journal.pone.0150780](https://doi.org/10.1371/journal.pone.0150780)

Garcia Montero A, Vole C, Burda H, Malkemper EP, **Holtze S**, **Morhart M**, **Saragusty J**, **Hildebrandt TB**, Begall S (2016): Non-breeding eusocial mole-rats produce viable sperm – Spermogram and functional testicular morphology of *Fukomys anselli*. PLOS ONE **11**, e0150112. [doi:10.1371/journal.pone.0150112](https://doi.org/10.1371/journal.pone.0150112)

Garthe S, Schwemmer P, Paiva VH, Corman AM, Fock H, **Voigt CC**, Adler S (2016): Terrestrial and marine foraging strategies of an opportunistic seabird species breeding in the wadden sea. PLOS ONE **11**, e0159630. [doi:10.1371/journal.pone.0159630](https://doi.org/10.1371/journal.pone.0159630)

Giles TA, **Greenwood AD**, **Tsangaras K**, Barrow PA, Hannant D, Abu-Median A, Yon L (2016): Detection of a *Yersinia pestis* gene homologue in rodent samples. PEERJ **4**, e2216. [doi:10.7717/peerj.2216](https://doi.org/10.7717/peerj.2216)

Gillingham MAF, **Courtiol A**, Teixeira M, Galan M, Bechet A, Cezilly F (2016): Evidence of gene orthology and trans-species polymorphism, but not of parallel evolution, despite high levels of concerted evolution in the major histocompatibility complex of flamingo species. J EVOL BIOL **29**, 438–454. [doi:10.1111/jeb.12798](https://doi.org/10.1111/jeb.12798)

Goettling J, **Goeritz F**, **Jewgenow K**, **Painer J** (2016): Serum chemistry and haematology for female Eurasian lynx (*Lynx lynx*). EUR J WILDL RES **62**, 365–367. [doi:10.1007/s10344-016-0990-4](https://doi.org/10.1007/s10344-016-0990-4)

Grandl F, Luzi SP, Furger M, Zeitz JO, Leiber F, **Ortmann S**, Clauss M, Kreuzer M, Schwarm A (2016): Biological implications of longevity in dairy cows: 1. Changes in feed intake, feeding behavior, and digestion with age. J DAIRY SCI **99**, 3457–3471. [doi:10.3168/jds.2015-10261](https://doi.org/10.3168/jds.2015-10261)

Grueter CC, Robbins AM, Abavandimwe D, **Ortmann S**, Mudakikwa A, Ndagijimana F, Vecellio V, Stoiniski TS (2016): Elevated activity in adult mountain gorillas is related to consumption of bamboo shoots. J MAMMAL **97**, 1663–1670. [doi:10.1093/jmammal/gyw132](https://doi.org/10.1093/jmammal/gyw132)

Grueter CC, Robbins AM, Abavandimwe D, Vecellio V, Ndagijimana F, **Ortmann S**, Stoiniski TS, Robbins MM (2016): Causes, mechanisms, and consequences of contest competition among female mountain gorillas in Rwanda. BEHAV ECOL **27**, 766–776. [doi:10.1093/beheco/arv212](https://doi.org/10.1093/beheco/arv212)

Hagen KB, **Dittmann MT**, **Ortmann S**, Kreuzer M, Hatt JM, Clauss M (2016): Retention of solute and particle markers in the digestive tract of chinchillas (*Chinchilla laniger*). J ANIM PHYSIOL ANIM NUTR **100**, 801–806. [doi:10.1111/jpn.12441](https://doi.org/10.1111/jpn.12441)

Hearn AJ, Ross J, Macdonald DW, Bolongon G, Cheyne SM, **Mohamed A**, Samejima H, Brodie JF, Giordano AJ, Alfred R, Boonratana R, Bernard H, Loken B, Augeri DM, Heydon M, Hon J, **Mathai J**, Marshall AJ, Pilgrim JD, Hall J, Breitenmoser-Würsten C, **Kramer-Schadt S**, **Wilting A** (2016): Predicted distribution of

the Sunda clouded leopard *Neofelis diardi* (Mammalia: Carnivora: Felidae) on Borneo. RAFFLES BULL ZOOLOG Supplement **33**, 149–157.

Hearn AJ, Ross J, Macdonald DW, Samejima H, Heydon M, Bernard H, Augeri DM, Fredriksson G, Hon J, **Mathai J, Mohamed A**, Rustam, Meijaard E, Hunter LTB, Breitenmoser-Würsten C, **Kramer-Schadt S, Wilting A** (2016): Predicted distribution of the bay cat *Catopuma badia* (Mammalia: Carnivora: Felidae) on Borneo. RAFFLES BULL ZOOLOG Supplement **33**, 165–172.

Heim O, Schröder A, Eccard J, Jung K, **Voigt CC** (2016): Seasonal activity patterns of European bats above intensively used farmland. AGRIC ECOSYST ENVIRON **233**, 130–139. [doi:10.1016/j.agee.2016.09.002](https://doi.org/10.1016/j.agee.2016.09.002)

Heinrich SK, Wachter B, Aschenborn OH, **Thalwitzer S, Melzheimer J, Hofer H, Czirják GÁ** (2016): Feliform carnivores have a distinguished constitutive innate immune response. BIOL OPEN **15**, 550–555. [doi:10.1242/bio.014902](https://doi.org/10.1242/bio.014902)

Heinrich SK, Wachter B, Wibbelt G (2016): Benign pigmented dermal basal cell tumor in a Namibian cheetah (*Acinonyx jubatus*). CASE REPORTS VET MED 2016, ID 7981765, 1–5. [doi:10.1155/2016/7981765](https://doi.org/10.1155/2016/7981765)

Hermes R, Schwarzenberger F, **Göritz F**, Oh S, Fernandes T, Bernardino R, Leclerc A, Greunz E, Mathew A, Forsyth S, **Saragusty J, Hildebrandt TB** (2016): Ovarian down regulation by GnRF vaccination decreases reproductive tract tumour size in female white and greater one-horned rhinoceroses. PLOS ONE **11**, e0157963. [doi:10.1371/journal.pone.0157963](https://doi.org/10.1371/journal.pone.0157963)

Hofer H, Benhaiem S, Golla W, **East ML** (2016): Trade-offs in lactation and milk intake by competing siblings in a fluctuating environment. BEHAV ECOL **27**, 1567–1578. [doi:10.1093/beheco/arw078](https://doi.org/10.1093/beheco/arw078)

Holtze S, Eldarov CM, Vays VB, Vangeli IM, Vysokikh MYu, Bakeeva LE, Skulachev VP, and **Hildebrandt TB** (2016): Study of age-dependent structural and functional changes of mitochondria in skeletal muscles and heart of naked mole rats (*Heterocephalus glaber*). BIOCHEM-MOSCOW **81**, 1429–1437. [doi:10.1134/S000629791612004X](https://doi.org/10.1134/S000629791612004X)

Hon J, Hearn AJ, Ross J, **Mohamed A**, Alfred R, Samejima H, Cheyne SM, Semiadi G, Rustam, Boonratana R, Fredriksson G, **Mathai J**, Lim NTL, Marshall AJ, Macdonald DW, Belant JL, **Kramer-Schadt S, Wilting A** (2016): Predicted distribution of the collared mongoose *Herpestes semitorquatus* (Mammalia: Carnivora: Herpestidae) on Borneo. RAFFLES BULL ZOOLOG Supplement **33**, 142–148.

Hon J, Hearn AJ, Ross J, Samejima H, Augeri DM, **Mathai J, Mohamed A**, Boonratana R, Fredriksson G, Cheyne SM, Heydon M, Rustam, Alfred R, Semiadi G, Bernard H, Macdonald DW, Belant JL, **Kramer-Schadt S, Wilting A** (2016): Predicted distribution of the yellow-throated marten *Martes flavigula* (Mammalia: Carnivora: Mustelidae) on Borneo. RAFFLES BULL ZOOLOG Supplement **33**, 42–49.

Horie M, Kobayashi Y, Honda T, Fujino K, Akasaka T, Kohl C, **Wibbelt G, Mühldorfer K**, Kurth A, Müller MA, Corman VM, Gillich N, Suzuki Y, Schwemmler M, Tomonaga K (2016): An RNA-dependent RNA polymerase gene in bat genomes derived from an ancient negative-strand RNA virus. SCI REP **6**, 25873. [doi:10.1038/srep25873](https://doi.org/10.1038/srep25873)

Hribal R, Jewgenow K, Rübensam K, Günther A (2016): Blastocyst recovery and multifactorial gene expression analysis in the wild guinea pig (*Cavia aperea*). THERIOGENOLOGY **86**, 1299–1307. [doi:10.1016/j.theriogenology.2016.04.071](https://doi.org/10.1016/j.theriogenology.2016.04.071)

Hudson-Lamb GC, Schoeman JP, Hooijberg EH, **Heinrich SK**, Tordiffe ASW (2016): Reference intervals for selected serum biochemistry analytes in cheetahs (*Acinonyx jubatus*). J S AFR VET ASSOC **87**, 1019–9128. [doi:10.4102/jsava.v87i1.1316](https://doi.org/10.4102/jsava.v87i1.1316)

Jordt AM, Lange M, **Kramer-Schadt S**, Nielsen LH, Nielsen SS, Thulke HH, Vejre H, Alban L (2016): Spatio-temporal modeling of the invasive potential of wild boar – a conflict-prone species – using multi-source citizen science data. PREV VET MED **124**, 34–44. [doi:10.1016/j.prevetmed.2015.12.017](https://doi.org/10.1016/j.prevetmed.2015.12.017)

Kanstrup N, Thomas VG, **Krone O, Gremse C** (2016): Response to “Consumption of wild-harvested meat from New Zealand feral animals provides a unique opportunity to study the health effects of lead exposure in hunters” by Buenz et al. AMBIO **45**, 632–633. [doi:10.1007/s13280-016-0803-8](https://doi.org/10.1007/s13280-016-0803-8)

Kanstrup N, Thomas VG, **Krone O, Gremse C** (2016): The transition to non-lead rifle ammunition in Denmark: National obligations and policy considerations. AMBIO **45**, 621–628. [doi:10.1007/s13280-016-0780-y](https://doi.org/10.1007/s13280-016-0780-y)

Kelm DH, **Popa-Lisseanu AG, Dehnhard M**, Ibáñez C (2016): Non-invasive monitoring of stress hormones in the bat *Eptesicus isabellinus* – do fecal glucocorticoid metabolite concentrations correlate with survival? GEN COMP ENDOCRINOL **226**, 27–35. [doi:10.1016/j.ygcen.2015.12.003](https://doi.org/10.1016/j.ygcen.2015.12.003)

Klaus C, Eder S, Franz C, Müller K (2016): Successful cryopreservation of domestic cat (*Felis catus*) epididymal sperm after slow equilibration to 15 or 10°C. REPROD DOMEST ANIM **51**, 195–203. [doi:10.1111/rda.12666](https://doi.org/10.1111/rda.12666)

Köbölkuti LB, **Czirják GÁ**, Spinu M (2016): Effects of malnutrition and improper captive maintenance on European pond turtle (*Emys orbicularis*): a case report. J ANIM PLANT SCI **26**, 874–879.

Kramer-Schadt S, Reinfelder V, Niedballa J, Lindenborn J, Stillfried M, Heckmann I, Wilting A (2016): The Borneo Carnivore Database and the application of predictive distribution modeling. RAFFLES BULL ZOOL Supplement **33**, 18–41.

Kretzschmar P, Kramer-Schadt S, Ambu L, **Bender J, Bohm T**, Ernsing M, **Göritz F, Hermes R**, Payne J, Schaffer N, Thayaparan ST, Zainuddin ZZ, **Hildebrandt TB, Hofer H** (2016): The catastrophic decline of the Sumatran rhino (*Dicerorhinus sumatrensis harrissoni*) in Sabah: Historic exploitation, reduced female reproductive performance and population viability. GLOB ECOL CONSERV **6**, 257–275. [doi:10.1016/j.gecco.2016.02.006](https://doi.org/10.1016/j.gecco.2016.02.006)

Lange M, **Kramer-Schadt S**, Thulke HH (2016): Relevance of indirect transmission for wildlife disease surveillance. FRONT VET SCI **3**, 110. [doi:10.3389/fvets.2016.00110](https://doi.org/10.3389/fvets.2016.00110)

Le M, **Peñaloza F, Martins R**, Nguyen TV, Nguyen HM, Nguyen DX, Nguyen LD, **Wilting A** (2016): Complete mitochondrial genomes of the Laotian Rock Rat (*Laonastes aenigmamus*) confirm deep divergence within the species. MITOCHONDRIAL DNA PART B-RESOUR **1**, 479–482. [doi:10.1080/23802359.2016.1186520](https://doi.org/10.1080/23802359.2016.1186520)

Lopes CAP, Alves AMCV, **Jewgenow K**, Báo SN, Figueiredo JR (2016): Cryopreservation of canine ovarian cortex using DMSO or 1,3-propanediol. *THERIOGENOLOGY* **86**, 1165–1174. [doi:10.1016/j.theriogenology.2016.04.006](https://doi.org/10.1016/j.theriogenology.2016.04.006)

Ludwig A, Lieckfeldt D, Hesse UGW, Froelich K (2016): Tracing the maternal roots of the domestic red mountain cattle. *MITOCHONDRIAL DNA* **27**, 1080–1083. [doi:10.3109/19401736.2014.928875](https://doi.org/10.3109/19401736.2014.928875)

Maggini I, Metzger B, Voss M, **Voigt CC**, Bairlein F (2016): Morphometrics and stable isotopes differentiate wintering populations of a migratory bird. *MOV ECOL* **4**, 20. [doi:10.1186/s40462-016-0085-6](https://doi.org/10.1186/s40462-016-0085-6)

Marmesat E, Soriano L, **Mazzoni CJ**, Sommer S, Godoy JA (2016): PCR strategies for complete allele calling in multigene families using high-throughput sequencing approaches. *PLOS ONE* **11**, e0157402. [doi:10.1371/journal.pone.0157402](https://doi.org/10.1371/journal.pone.0157402)

Mathai J, Brodie JF, Giordano AJ, Alfred R, Belant JL, **Kramer-Schadt S, Wilting A** (2016): Predicted distribution of Hose's civet *Diplogale hosei* (Mammalia: Carnivora: Viverridae) on Borneo. *RAFFLES BULL ZOOLOG Supplement* **33**, 118–125.

Mathai J, Duckworth JW, Meijaard E, Fredriksson G, Hon J, Sebastian A, Ancrenaz M, Hearn AJ, Ross J, Cheyne S, Borneo Carnivore Consortium, **Wilting A** (2016): Carnivore conservation planning on Borneo: identifying key carnivore landscapes, research priorities and conservation interventions. *RAFFLES BULL ZOOLOG Supplement* **33**, 186–217.

Meijaard E, Hearn AJ, Ross J, Fredriksson G, **Mathai J**, Nakashima Y, Bernard H, Boonratana R, Hall J, Lim NTL, Marshall AJ, Pilgrim JD, Samejima H, Robson C, Macdonald DW, Belant JL, **Kramer-Schadt S, Wilting A** (2016): Predicted distribution of the Malay weasel *Mustela nudipes* (Mammalia: Carnivora: Mustelidae) on Borneo. *RAFFLES BULL ZOOLOG Supplement* **33**, 50–54.

Mohamed A, Ross J, Hearn AJ, Cheyne SM, Alfred R, Bernard H, Boonratana R, Samejima H, Heydon M, Augeri DM, Brodie JF, Giordano AJ, Fredriksson G, Hall J, Loken B, Nakashima Y, Pilgrim JD, Rustam, Semiadi G, van Berkel T, Hon J, Lim NTL, Marshall AJ, **Mathai J**, Macdonald DW, Breitenmoser-Würsten C, **Kramer-Schadt S, Wilting A** (2016): Predicted distribution of the leopard cat *Prionailurus bengalensis* (Mammalia: Carnivora: Felidae) on Borneo. *RAFFLES BULL ZOOLOG Supplement* **33**, 180–185.

Nadjafzadeh M, Hofer H, Krone O (2016): Sit-and-wait for large prey: foraging strategy and prey choice of white-tailed eagles. *J ORNITHOL* **157**, 165–178. [doi:10.1007/s10336-015-1264-8](https://doi.org/10.1007/s10336-015-1264-8)

Nadjafzadeh M, Voigt C, Krone O (2016): Spatial, seasonal and individual variation in the diet of White-tailed Eagles *Haliaeetus albicilla* assessed using stable isotope ratios. *IBIS* **158**, 1–15. [doi:10.1111/ibi.12311](https://doi.org/10.1111/ibi.12311)

Nakabayashi M, Nakashima Y, Hearn AJ, Ross J, Alfred R, Samejima H, **Mohamed A**, Heydon M, Rustam, Bernard H, Semiadi G, Fredriksson G, Boonratana R, Marshall AJ, Lim NTL, Augeri DM, Hon J, **Mathai J**, van Berkel T, Brodie JF, Giordano AJ, Hall J, Loken B, Persey S, Macdonald DW, Belant JL, **Kramer-Schadt S, Wilting A** (2016): Predicted distribution of the common palm civet *Paradoxurus hermaphroditus* (Mammalia: Carnivora: Viverridae) on Borneo. *RAFFLES BULL ZOOLOG Supplement* **33**, 84–88.

Neaves LE, Frankham GJ, Dennison S, FitzGibbon S, Flannagan C, Gillett A, Hynes E, Handasyde K, Helgen KM, Tsangaras K, **Greenwood AD**, Eldridge MDB, Johnson RN (2016): Phylogeography of the koala,

(*Phascolarctos cinereus*), and harmonising data to inform conservation. PLOS ONE **11**, e0162207. [doi:10.1371/journal.pone.0162207](https://doi.org/10.1371/journal.pone.0162207)

Niedballa J, Sollmann R, **Courtiol A**, **Wilting A** (2016): camtrapR: an R package for efficient camera trap data management. METHODS ECOL EVOL **7**, 1457–1462. [doi:10.1111/2041-210X.12600](https://doi.org/10.1111/2041-210X.12600)

Obara I, Nielsen M, Jeschek M, Nijhof A, **Mazzoni CJ**, Svitek N, Steinaa L, Awino E, Olds C, Jabbar A, Clausen PH, Bishop RP (2016): Sequence diversity between class I MHC loci of African native and introduced *Bos taurus* cattle in *Theileria parva* endemic regions: In silico peptide binding prediction identifies distinct functional clusters. IMMUNOGENETICS **68**, 339–352. [doi:10.1007/s00251-016-0902-5](https://doi.org/10.1007/s00251-016-0902-5)

Olarte-Castillo XA, **Hofer H**, **Goller KV**, Martella V, Moehlman PD, **East ML** (2016): Divergent sapovirus strains and infection prevalence in wild carnivores in the Serengeti Ecosystem: A long-term study. PLOS ONE **11**, e0163548. [doi:10.1371/journal.pone.0163548](https://doi.org/10.1371/journal.pone.0163548)

Paijmans JLA, **Fickel J**, **Courtiol A**, Hofreiter M, **Förster DW** (2016): Impact of enrichment conditions on cross-species capture of fresh and degraded DNA. MOL ECOL RESOUR **16**, 42–55. [doi:10.1111/1755-0998.12420](https://doi.org/10.1111/1755-0998.12420)

Patel RP, **Förster DW**, Kitchener AC, Rayan MD, Mohamed SW, **Werner L**, **Lenz D**, Pfestorf H, **Kramer-Schadt S**, **Radchuk V**, **Fickel J**, **Wilting A** (2016): Two species of Southeast Asian cats in the genus *Catopuma* with diverging histories: An island endemic forest specialist and a widespread habitat generalist. R SOC OPEN SCI **3**, 160350. [doi:10.1098/rsos.160350](https://doi.org/10.1098/rsos.160350)

Pribbenow S, **East ML**, Ganswindt A, Tordiffe ASW, **Hofer H**, **Dehnhard M** (2016): Correction: Measuring Faecal Epi-Androsterone as an Indicator of Gonadal Activity in Spotted Hyenas (*Crocuta crocuta*). PLOS ONE **11**, e0163851. [doi:10.1371/journal.pone.0163851](https://doi.org/10.1371/journal.pone.0163851)

Pribbenow S, **Wachter B**, **Ludwig C**, **Weigold A**, **Dehnhard M** (2016): Validation of an enzyme-immunoassay for the non-invasive monitoring of faecal testosterone metabolites in male cheetahs (*Acinonyx jubatus*). GEN COMP ENDOCRINOL **228**, 40–47. [doi:10.1016/j.ygcn.2016.01.015](https://doi.org/10.1016/j.ygcn.2016.01.015)

Prieto-Pablos MT, Sánchez-Calabuig MJ, **Hildebrandt TB**, **Göritz F**, **Ortmann S**, **Eder S**, Santiago-Moreno J, **Hermes R**, **Saragusty J** (2016): Cryopreservation of captive roe deer (*Capreolus capreolus*) semen. THERIOGENOLOGY **86**, 695–703. [doi:10.1016/j.theriogenology.2016.02.023](https://doi.org/10.1016/j.theriogenology.2016.02.023)

Radchuk V, De Laender F, Van den Brink PJ, Grimm V (2016): Biodiversity and ecosystem functioning decoupled: Invariant ecosystem functioning despite non-random reductions in consumer diversity. OIKOS **125**, 424–433. [doi:10.1111/oik.02220](https://doi.org/10.1111/oik.02220)

Radchuk V, Ims RA, Andreassen HP (2016): From individuals to population cycles: the role of extrinsic and intrinsic factors in rodent populations. ECOLOGY **97**, 720–732. [doi:10.1890/15-0756.1](https://doi.org/10.1890/15-0756.1)

Radchuk V, Oppel S, Groeneveld O, Grimm V, Schtickzelle N (2016): Simple or complex: Relative impact of data availability and model purpose on the choice of model types for population viability analyses. ECOL MODEL **323**, 87–95. [doi:10.1016/j.ecolmodel.2015.11.022](https://doi.org/10.1016/j.ecolmodel.2015.11.022)

Reby D, Wyman MT, **Frey R**, Passilongo D, Gilbert J, Locatelli Y, Charlton BD (2016): Evidence of biphotation and source-filter interactions in the bugles of male North American wapiti (*Cervus canadensis*). J EXP BIOL **219**, 1224–1236. [doi:10.1242/jeb.131219](https://doi.org/10.1242/jeb.131219)

Reissmann M, Musa L, Zakizadeh S, **Ludwig A** (2016): Distribution of coat-color-associated alleles in the domestic horse population and Przewalski's horse. *J APPL GENETICS* **57**, 519–525. [doi:10.1007/s13353-016-0352-7](https://doi.org/10.1007/s13353-016-0352-7)

Roeleke M, Blohm T, **Kramer-Schadt S**, Yovel Y, **Voigt CC** (2016): Habitat use of bats in relation to wind turbines revealed by GPS tracking. *SCI REP* **6**. [doi:10.1038/srep28961](https://doi.org/10.1038/srep28961)

Ross J, Hearn A, Macdonald DW, Semiadi G, Alfred R, **Mohamed A**, Brodie JF, Giordano AJ, Heydon M, Hon J, Rustam, **Mathai J**, Fredriksson G, Boonratana R, Loken B, Marshall AJ, van Berkel T, Lim NTL, Cheyne SM, Belant JL, **Kramer-Schadt S**, **Wilting A** (2016): Predicted distribution of the banded civet *Hemigalus derbyanus* (Mammalia: Carnivora: Viverridae) on Borneo. *RAFFLES BULL ZOOLOG Supplement* **33**, 111–117.

Ross J, Hearn AJ, Macdonald DW, Alfred R, Cheyne SM, **Mohamed A**, Boonratana R, Bernard H, Hon J, Rustam, Brodie JF, Giordano AJ, Heydon M, Semiadi G, **Mathai J**, Fredriksson G, Marshall AJ, Pilgrim JD, van Berkel T, Belant JL, **Kramer-Schadt S**, **Wilting A** (2016): Predicted distribution of the Malay civet *Viverra zibetha* (Mammalia: Carnivora: Viverridae) on Borneo. *RAFFLES BULL ZOOLOG Supplement* **33**, 78–83.

Ruiz-González MX, **Czirják GÁ**, Genevaux P, Møller AP, Mousseau TA, Heeb P (2016): Resistance of feather-associated bacteria to intermediate levels of ionizing radiation near Chernobyl. *SCI REP* **6**, 22969. [doi:10.1038/srep22969](https://doi.org/10.1038/srep22969)

Ruiz-Rodriguez CT, Ishida Y, Murray ND, O'Brien SJ, **Greenwood AD**, Roca AL (2016): Koalas (*Phascogaleus cinereus*) from Queensland are genetically distinct from two populations in Victoria. *J HERED* **107**, 573–580. [doi:10.1093/jhered/esw049](https://doi.org/10.1093/jhered/esw049)

Russo D, **Voigt CC** (2016): The use of automated identification of bat echolocation calls in acoustic monitoring: A cautionary note for a sound analysis. *ECOL INDIC* **66**, 598–602. [doi:10.1016/j.ecolind.2016.02.036](https://doi.org/10.1016/j.ecolind.2016.02.036)

Rustam, Hearn AJ, Ross J, Alfred R, Samejima H, Heydon M, Cheyne SM, Brodie JF, Giordano AJ, Bernard H, Boonratana R, Loken B, **Mohamed A**, Jayasilan MA, Augeri DM, Eaton J, Hon J, Marshall AJ, **Mathai J**, Semiadi G, Macdonald DW, Breitenmoser-Würsten C, **Kramer-Schadt S**, **Wilting A** (2016): Predicted distribution of the marbled cat *Pardofelis marmorata* (Mammalia: Carnivora: Felidae) on Borneo. *RAFFLES BULL ZOOLOG Supplement* **33**, 157–164.

Samejima H, Meijaard E, Duckworth JW, Yasuma S, Hearn AJ, Ross J, **Mohamed A**, Alfred R, Bernard H, Boonratana R, Pilgrim JD, Eaton J, Belant JL, **Kramer-Schadt S**, Semiadi G, **Wilting A** (2016): Predicted distribution of the sunda stink-badger *Mydaus javanensis* (Mammalia: Carnivora: Mephitidae) on Borneo. *RAFFLES BULL ZOOLOG Supplement* **33**, 61–70.

Santos PSC, **Courtiol A**, Heidel AJ, **Höner OP**, **Heckmann I**, Nagy M, Mayer F, Platzer M, **Voigt CC**, **Sommer S** (2016): MHC-dependent mate choice is linked to a trace-amine-associated receptor gene in a mammal. *SCI REP* **6**, 38490. [doi:10.1038/srep38490](https://doi.org/10.1038/srep38490)

Saragusty J, Diecke S, Drukker M, Durrant B, Ben-Nun I, Galli C, **Göritz F**, Hayashi K, **Hermes R**, **Holtze S**, Johnson S, Lazzari G, Loi P, Loring JF, Okita K, Renfree MB, **Seet S**, Voracek T, Stejskal J, Ryder OA, **Hildebrandt TB** (2016): Rewinding the process of mammalian extinction. *ZOO BIOL* **35**, 280–292. [doi:10.1002/zoo.21284](https://doi.org/10.1002/zoo.21284)

Saragusty J, Osmers JH, **Hildebrandt TB** (2016): Controlled ice nucleation – is it really needed for large-volume sperm cryopreservation? THERIOGENOLOGY **85**, 1328–1333. [doi:10.1016/j.theriogenology.2015.12.019](https://doi.org/10.1016/j.theriogenology.2015.12.019)

Schad J, **Voigt CC** (2016): Adaptive evolution of virus-sensing toll-like receptor 8 in bats. IMMUNOGENETICS **68**, 783–795. [doi:10.1007/s00251-016-0940-z](https://doi.org/10.1007/s00251-016-0940-z)

Schneeberger K, **Voigt CC**, Müller C, Caspers B (2016): Multidimensionality of chemical information in male greater sac-winged bats (*Saccopteryx bilineata*). FRONT ECOL EVOL **4**, 83. [doi:10.3389/fevo.2016.00083](https://doi.org/10.3389/fevo.2016.00083)

Scholz HC, **Mühldorfer K**, Shilton C, Benedict S, Whatmore AM, Blom J, Eisenberg T (2016): The change of a medically important genus: worldwide occurrence of genetically diverse novel *Brucella* species in exotic frogs. PLOS ONE **11**, e0168872. [doi:10.1371/journal.pone.0168872](https://doi.org/10.1371/journal.pone.0168872)

Schröder O, **Lieckfeldt D**, Lutz W, **Rudloff C**, Frölich K, **Ludwig A** (2016): Limited hybridization between domestic sheep and the European mouflon in Western Germany. EUR J WILDL RES **62**, 307–314. [doi:10.1007/s10344-016-1003-3](https://doi.org/10.1007/s10344-016-1003-3)

Schröder O, Wagner M, **Wutke S**, Zhang Y, Ma YX, Xu DL, Goslar T, Neef R, Tarasov PE, **Ludwig A** (2016): Ancient DNA identification of domestic animals used for leather objects in Central Asia during the Bronze Age. HOLOCENE **26**, 1722–1729. [doi:10.1177/0959683616641741](https://doi.org/10.1177/0959683616641741)

Schröter F, **Jakop U**, Teichmann A, Haralampiev I, **Tannert A**, Wiesner B, Müller P, **Müller K** (2016): Lipid dynamics in boar sperm studied by advanced fluorescence imaging techniques. EUR BIOPHYS J BIOPHYS LETT **45**, 149–163. [doi:10.1007/s00249-015-1084-z](https://doi.org/10.1007/s00249-015-1084-z)

Schulze M, Dathe M, Waberski D, **Müller K** (2016): Liquid storage of boar semen: Current and future perspectives on the use of cationic antimicrobial peptides to replace antibiotics in semen extenders. THERIOGENOLOGY **85**, 39–46. [doi:10.1016/j.theriogenology.2015.07.016](https://doi.org/10.1016/j.theriogenology.2015.07.016)

Schuster AC, Herde A, **Mazzoni CJ**, Eccard JA, **Sommer S** (2016): Evidence for selection maintaining MHC diversity in a rodent species despite strong density fluctuations. IMMUNOGENETICS **68**, 429–437. [doi:10.1007/s00251-016-0916-z](https://doi.org/10.1007/s00251-016-0916-z)

Schwemmer P, **Voigt CC**, Corman AM, Adler S, Garthe S (2016): Body mass change and diet switch tracked by stable isotopes indicate time spent at a stopover site during autumn migration in dunlins *Calidris alpina alpina*. J AVIAN BIOL **47**, 806–814. [doi:10.1111/jav.00873](https://doi.org/10.1111/jav.00873)

Seifert N, Haase M, Van Wilgenburg SL, **Voigt CC**, Ornes, AS (2016): Complex migration and breeding strategies in an elusive bird species illuminated by genetic and isotopic markers. J AVIAN BIOL **47**, 275–287. [doi:10.1111/jav.00751](https://doi.org/10.1111/jav.00751)

Seltmann A, **Franz M**, Majolo B, Qarro M, Ostner J, Schülke O (2016): Recruitment and monitoring behaviors by leaders predict following in wild Barbary macaques (*Macaca sylvanus*). PRIMATE BIOL **3**, 23–31. [doi:10.5194/pb-3-23-2016](https://doi.org/10.5194/pb-3-23-2016)

Semiadi G, Ross J, Hearn AJ, Heydon M, Samejima H, **Mathai J**, Dave Augeri, Fredriksson G, Lim NTL, Rustam, **Mohamed A**, Boonratana R, Brodie JF, Giordano AJ, Nakashima Y, van Berkel T, Hon J, Loken B, Marshall AJ, Macdonald DW, Belant JL, **Kramer-Schadt S**, **Wilting A** (2016): Predicted distribution of

the binturong *Arctictis binturong* (Mammalia: Carnivora: Viverridae) on Borneo. RAFFLES BULL ZOOLOG Supplement **33**, 96–102.

Semiadi G, Ross J, Hearn AJ, Macdonald DW, **Mathai J**, Augeri DM, Fredriksson G, Rustam, Alfred R, Hall J, Heydon M, Brodie JF, Giordano AJ, Marshall AJ, Eaton J, **Mohamed A**, Samejima H, Belant JL, **Kramer-Schadt S**, **Wilting A** (2016): Predicted distribution of the masked palm civet *Paguma larvata* (Mammalia: Carnivora: Viverridae) on Borneo. RAFFLES BULL ZOOLOG Supplement **33**, 89–95.

Singer A, Johst K, Banitz T, Fowler MS, Groeneveld J, Gutierrez AG, Hartig F, Krug RM, Liess M, Matlack G, Meyer KM, Pe'er G, **Radchuk V**, Voinopol-Sassu AJ, Travis JMJ (2016): Community dynamics under environmental change: How can next generation mechanistic models improve projections of species distributions? *ECOLOGICAL MODELING* **326**, 63–74. [doi:10.1016/j.ecolmodel.2015.11.007](https://doi.org/10.1016/j.ecolmodel.2015.11.007)

Slater GJ, **Cui P**, Forasiepi AM, **Lenz D**, **Tsangaras K**, Voirin B, de Moraes N, MacPhee RD, **Greenwood AD** (2016): Evolutionary relationships among extinct and extant sloths: the evidence of mitogenomes and retroviruses. *GENOME BIOLOGY AND EVOLUTION* **8**, 607–621. [doi:10.1093/gbe/evw023](https://doi.org/10.1093/gbe/evw023)

Stommel C, **Hofer H**, **East ML** (2016): The effect of reduced water availability in the Great Ruaha River on the vulnerable common hippopotamus in the Ruaha National Park, Tanzania. *PLOS ONE* **11**, e0157145. [doi:10.1371/journal.pone.0157145](https://doi.org/10.1371/journal.pone.0157145)

Stommel C, **Hofer H**, **Grobbe M**, **East ML** (2016): Large mammals in Ruaha National Park, Tanzania, dig for water when water stops flowing and water bacterial load increases. *MAMMALIAN BIOLOGY* **81**, 21–30. [doi:10.1016/j.mambio.2015.08.005](https://doi.org/10.1016/j.mambio.2015.08.005)

Thieme S, Hafez HM, Gutzer S, Warkentin N, Lüschoff D, **Mühldorfer K** (2016): Multilocus sequence typing of *Ornithobacterium rhinotracheale* isolated from pigeons and birds of prey revealed new insights into its population structure. *VETERINARY ANIMAL SCIENCE* **1**, 15–20. [doi:10.1016/j.vas.2016.10.002](https://doi.org/10.1016/j.vas.2016.10.002)

Tordiffe ASW, **Wachter B**, **Heinrich SK**, Reyers F, Mienie LJ (2016): Comparative serum fatty acid profiles of captive and free-ranging cheetahs (*Acinonyx jubatus*) in Namibia. *PLOS ONE* **11**, e0167608. [doi:10.1371/journal.pone.0167608](https://doi.org/10.1371/journal.pone.0167608)

van der Post DJ, **Franz M**, Laland KN (2016): Skill learning and the evolution of social learning mechanisms. *BMC EVOLUTIONARY BIOLOGY* **16**, 166. [doi:10.1186/s12862-016-0742-9](https://doi.org/10.1186/s12862-016-0742-9)

Vendl C, Frei S, **Dittmann MT**, Furrer S, **Ortmann S**, Lawrenz A, Lange B, Munn A, Kreuzer M, Clauss M (2016): Methane production by two non-ruminant foregut-fermenting herbivores: the collared peccary (*Pecari tajacu*) and the pygmy hippopotamus (*Hexaprotodon liberiensis*). *COMPARATIVE BIOCHEMICAL PHYSIOLOGY AND MOLECULAR INTEGRATIVE PHYSIOLOGY* **191**, 107–114. [doi:10.1016/j.cbpa.2015.09.021](https://doi.org/10.1016/j.cbpa.2015.09.021)

Vendl C, Frei S, Dittmann MT, Furrer S, Osmann C, **Ortmann S**, Munn A, Kreuzer M, Clauss M (2016): Digestive physiology, metabolism and methane production of captive Linné's two-toed sloths (*Choloepus didactylus*). *JOURNAL OF ANIMAL PHYSIOLOGY AND ANIMAL NUTRITION* **100**, 552–564. [doi:10.1111/jpn.12356](https://doi.org/10.1111/jpn.12356)

Voigt CC, **Lindecke O**, **Schönborn S**, **Kramer-Schadt S**, **Lehmann D** (2016): Habitat use of migratory bats killed during autumn at wind turbines. *ECOLOGICAL APPLICATIONS* **26**, 771–783. [doi:10.1890/15-0671](https://doi.org/10.1890/15-0671)

Welch KC, Péronnet F, Hatch KA, **Voigt CC**, McCue M (2016): Carbon stable isotope tracking in breath for comparative studies of fuel use. *ANNALS OF THE NEW YORK ACADEMY OF SCIENCES* **1365**, 15–32. [doi:10.1111/nyas.12737](https://doi.org/10.1111/nyas.12737)

Weyrich A, Benz S, Karl S, Jeschek M, Jewgenow K, Fickel J (2016): Paternal heat exposure causes DNA methylation and gene expression changes of Stat3 in Wild guinea pig sons. *ECOL EVOL* **6**, 2657–2666. [doi:10.1002/ece3.1993](https://doi.org/10.1002/ece3.1993)

Weyrich A, Lenz D, Jeschek M, Chung TH, Rübensam K, Göritz F, Jewgenow K, Fickel J (2016): Paternal intergenerational epigenetic response to heat exposure in male wild guinea pigs. *MOL ECOL* **25**, 1729–1740. [doi:10.1111/mec.13494](https://doi.org/10.1111/mec.13494)

Widmer D, Ziemssen E, Schade B, Kappe E, Schmitt F, Kempf H, **Wibbelt G** (2016): *Pseudomonas aeruginosa* infection in a group of captive Humboldt penguins (*Spheniscus humboldti*). *J AVIAN MED SURG* **30**, 187–195. [doi:10.1647/2015-107](https://doi.org/10.1647/2015-107)

Wilting A, Cheyne SM, **Mohamed A**, Hearn AJ, Ross J, Samejima H, Boonratana R, Marshall AJ, Brodie JF, Anthony Giordiano, Eaton J, Hall J, Pilgrim JD, Heydon M, Semiadi G, Meijaard E, Macdonald DW, Breitenmoser-Würsten C, **Kramer-Schadt S** (2016): Predicted distribution of the flat-headed cat *Prionailurus planiceps* (Mammalia: Carnivora: Felidae) on Borneo. *RAFFLES BULL ZOOLOG Supplement* **33**, 173–179.

Wilting A, Duckworth JW, Belant JL, Duplaix N, Breitenmoser-Würsten C (2016): Introduction: distribution of and conservation priorities for Bornean small carnivores and cats. *RAFFLES BULL ZOOLOG Supplement* **33**, 1–8.

Wilting A, Hearn AJ, Eaton J, Belant JL, **Kramer-Schadt S** (2016): Predicted distribution of the Bornean ferret badger *Melogale everetti* (Mammalia: Carnivora: Mustelidae) on Borneo. *RAFFLES BULL ZOOLOG Supplement* **33**, 55–60.

Wilting A, Patel R, Pfestorf H, Kern C, Sultan K, Ario A, **Peñaloza F, Kramer-Schadt S, Radchuk V, Förster DW, Fickel J** (2016): Evolutionary history and conservation significance of the Javan leopard *Panthera pardus melas*. *J ZOOLOG* **299**, 239–250. [doi:10.1111/jzo.12348](https://doi.org/10.1111/jzo.12348)

Wutke S, Andersson L, Benecke N, Sandoval-Castellanos E, Gonzalez J, Hallsson JH, Lõugas L, Magnell O, Morales-Muniz A, Orlando L, Pálsdóttir AH, Reissmann M, Muñoz-Rodríguez MB, Ruttikay M, Trinks A, Hofreiter M, **Ludwig A** (2016): The origin of ambling horses. *CURR BIOL* **26**, R697–R699. [doi:10.1016/j.cub.2016.07.001](https://doi.org/10.1016/j.cub.2016.07.001)

Wutke S, Benecke N, Sandoval-Castellanos E, Döhle HJ, Friederich S, Gonzales J, Hallsson J, Hofreiter M, Lõugas L, Magnell O, Morales-Muniz A, Orlando L, Pálsdóttir AH, Reissmann M, Ruttikay M, Trinks A, **Ludwig A** (2016): Spotted phenotypes in horses lost attractiveness in the Middle Ages. *SCI REP* **6**, 38548. [doi:10.1038/srep38548](https://doi.org/10.1038/srep38548)

Zschockelt L, Amelkina O, Siemieniuch M, Kowalewski M, **Dehnhard M, Jewgenow K, Braun BC** (2016): Synthesis and reception of prostaglandins in corpora lutea of domestic cat and lynx. *REPRODUCTION* **152**, 111–126. [doi:10.1530/REP-16-0180](https://doi.org/10.1530/REP-16-0180)

2015

Abdelgawad A, Hermes R, Damiani A, Lamglait B, **Czirják GÁ, East M**, Aschenborn O, Wenker C, Kasem S, Osterrieder N, **Greenwood AD** (2015): Comprehensive serology based on a peptide ELISA to assess the prevalence of closely related equine herpesviruses in zoo and wild animals. *PLOS ONE* **10**, e0138370. [doi:10.1371/journal.pone.0138370](https://doi.org/10.1371/journal.pone.0138370)

Alfano N, Courtiol A, Vielgrader H, Timms P, Roca AL, **Greenwood AD** (2015): Variation in koala microbiomes within and between individuals: Effect of body region and captivity status. *SCI REP* **5**, 10189. [doi:10.1038/srep10189](https://doi.org/10.1038/srep10189)

Amelkina O, Braun BC, Dehnhard M, Jewgenow K (2015): The *corpus luteum* of the domestic cat: Histologic classification and intraluteal hormone profile. *THERIOGENOLOGY* **83**, 711–720. [doi:10.1016/j.theriogenology.2014.11.008](https://doi.org/10.1016/j.theriogenology.2014.11.008)

Amelkina O, Zschockelt L, Painer J, Serra R, Villaespesa F, **Braun BC, Jewgenow K** (2015): Apoptosis-related factors in the luteal phase of the domestic cat and their involvement in the persistence of *corpora lutea* in lynx. *PLOS ONE* **10**, e0143414. [doi:10.1371/journal.pone.0143414](https://doi.org/10.1371/journal.pone.0143414)

Braun BC, Müller K, Jewgenow K (2015): Expression profiles of relaxin family peptides and their receptors indicate their influence on spermatogenesis in the domestic cat (*Felis catus*). *DOMEST ANIM ENDOCRINOL* **52**, 25–34. [doi:10.1016/j.domaniend.2015.01.005](https://doi.org/10.1016/j.domaniend.2015.01.005)

Cohen E, Ndao A, Boëtsch G, Gueye L, Pasquet P, Holdsworth M, **Courtiol A** (2015): The relevance of the side-view in body image scales for public health: An example from two African populations. *BMC PUBLIC HEALTH* **15**, 1169. [doi:10.1186/s12889-015-2511-x](https://doi.org/10.1186/s12889-015-2511-x)

Czirják GÁ, Köbölkuti LB, Tenk M, Szakács A, Kelemen A, Spinu M (2015): Hemorrhagic stomatitis in a natural hybrid of *Vipera ammodytes* × *Vipera berus* due to inappropriate substrate in terrarium. *J VET MED SCI* **77**, 701–703. [doi:10.1292/jvms.14-0305](https://doi.org/10.1292/jvms.14-0305)

Davidian CE, Benhaiem S, Courtiol A, Hofer H, Höner OP, Dehnhard M (2015): Determining hormone metabolite concentrations when enzyme immunoassay accuracy varies over time. *METHODS ECOL EVOL* **6**, 576–583. [doi:10.1111/2041-210X.12338](https://doi.org/10.1111/2041-210X.12338)

Dehnhard M, Kumar V, Chandrasekhar M, **Jewgenow K**, Umapathy G (2015): Non-invasive pregnancy diagnosis in big cats using the PGFM (13,14-dihydro-15-keto-PGF₂α) assay. *PLOS ONE* **10**, e0143958. [doi:10.1371/journal.pone.0143958](https://doi.org/10.1371/journal.pone.0143958)

Der Sarkissian C, Ermini L, Schubert M, Yang MA, Librado P, Fumagalli M, Jonsson H, Kahila Bar-Gal G, Albrechtsen A, Vieira FG, Petersen B, Ginolhac A, Seguin-Orlando A, Magnussen K, Fages A, Gamba C, Lorange-Galdos B, Polani S, Steiner C, Neuditschko M, Jagannathan V, Feh C, Greenblatt CL, **Ludwig A**, Abramson NI, Zimmermann W, Schafberg R, Tikhonov A, Sicheritz-Ponten T, Willerslev E, Marques-Bonet T, Ryder OA, McCue M, Rieder S, Leeb T, Slatkin M, Orlando L (2015): Evolutionary genomics and conservation of the endangered przewalski's horse. *CURR BIOL* **25**, 2577–2583. [doi:10.1016/j.cub.2015.08.032](https://doi.org/10.1016/j.cub.2015.08.032)

Dietrich M, **Mühldorfer K**, Tortosa P, Markotter W (2015): *Leptospira* and bats: Story of an emerging friendship. *PLOS PATHOG* **11**, e1005176. [doi:10.1371/journal.ppat.1005176](https://doi.org/10.1371/journal.ppat.1005176)

Dittmann MT, Runge U, **Ortmann S**, Lang RA, Moser D, Galeffi C, Schwarm A, Kreuzer M, Clauss M (2015): Digesta retention patterns of solutes and different-sized particles in camelids compared with ruminants and other foregut fermenters. *J COMP PHYSIOL B-BIOCHEM SYST ENVIRON PHYSIOL* **185**, 559–573. [doi:10.1007/s00360-015-0904-x](https://doi.org/10.1007/s00360-015-0904-x)

East ML, Otto E, Helms J, Thierer D, Cable J, **Hofer H** (2015): Does lactation lead to resource allocation trade-offs in the spotted hyena? *BEHAV ECOL SOCIOBIOL* **69**, 805–814. [doi:10.1007/s00265-015-1897-x](https://doi.org/10.1007/s00265-015-1897-x)

Escalera-Zamudio M, Zepeda LM, Heeger F, Loza-Rubio E, Rojas-Anaya E, Méndez-Ojeda M, Taboada B, **Mazzoni CJ**, Arias CF, **Greenwood AD** (2015): A novel endogenous betaretrovirus in the common vampire bat (*Desmodus rotundus*) suggests multiple independent infection and cross-species transmission events. *J VIROL* **89**, 5180–5184. [doi:10.1128/JVI.03452-14](https://doi.org/10.1128/JVI.03452-14)

Escalera-Zamudio M, Zepeda-Mendoza ML, Loza-Rubio E, Rojas-Anaya E, Méndez-Ojeda ML, Arias CF, **Greenwood AD** (2015): The evolution of bat nucleic acid-sensing Toll-like receptors. *MOL ECOL* **24**, 5899–5909. [doi:10.1111/mec.13431](https://doi.org/10.1111/mec.13431)

Fernandez-Gonzalez L, Hribal R, Stagegaard J, **Zahmel J, Jewgenow K** (2015): Production of lion (*Panthera leo*) blastocysts after *in vitro* maturation of oocytes and ICSI. *THERIOGENOLOGY* **83**, 995–999. [doi:10.1016/j.theriogenology.2014.11.037](https://doi.org/10.1016/j.theriogenology.2014.11.037)

Frei S, Dittmann MT, Reutlinger C, **Ortmann S**, Hatt JM, Kreuzer M, Clauss M (2015): Methane emission by adult ostriches (*Struthio camelus*). *COMP BIOCHEM PHYSIOL A-MOL INTEGR PHYSIOL* **180**, 1–5. [doi:10.1016/j.cbpa.2014.10.019](https://doi.org/10.1016/j.cbpa.2014.10.019)

Frei S, Hatt JM, **Ortmann S**, Kreuzer M, Clauss M (2015): Comparative methane emission by ruminants: Differences in food intake and digesta retention level out methane production. *COMP BIOCHEM PHYSIOL A-MOL INTEGR PHYSIOL* **188**, 70–75. [doi:10.1016/j.cbpa.2015.06.022](https://doi.org/10.1016/j.cbpa.2015.06.022)

Frei S, **Ortmann S**, Reutlinger C, Kreuzer M, Hatt JM, Clauss M (2015): Comparative digesta retention patterns in ruminants. *AUK* **132**, 119–131. [doi:10.1642/AUK-14-144.1](https://doi.org/10.1642/AUK-14-144.1)

Gull JM, Stahl M, Osmani C, **Ortmann S**, Kreuzer M, Hatt JM, Clauss M (2015): Digestive physiology of captive giant anteaters (*Myrmecophaga tridactyla*): Determinants of faecal dry matter content. *J ANIM PHYSIOL ANIM NUTR* **99**, 565–576. [doi:10.1111/jpn.12223](https://doi.org/10.1111/jpn.12223)

Hagen KB, Besselmann D, Cyrus-Eulenberger U, Vendl C, **Ortmann S**, Zingg R, Kienzle E, Kreuzer M, Hatt JM, Clauss M (2015): Digestive physiology of the plains viscacha (*Lagostomus maximus*), a large herbivorous hystricomorph rodent. *ZOO BIOL* **34**, 345–359. [doi:10.1002/zoo.21216](https://doi.org/10.1002/zoo.21216)

Hartmann S, Hasenkamp N, Mayer J, Michaux J, Morand S, **Mazzoni C**, Roca A, **Greenwood AD** (2015): Endogenous murine leukemia retroviral variation across wild European and inbred strains of house mouse. *BMC GENOMICS* **16**, 613. [doi:10.1186/s12864-015-1766-z](https://doi.org/10.1186/s12864-015-1766-z)

Hayward MW, **Ortmann S**, Kowalczyk R (2015): Risk perception by endangered European bison (*Bison bonasus*) is context (condition) dependent. *LANDSC ECOL* **30**, 2079–2093. [doi:10.1007/s10980-015-0232-2](https://doi.org/10.1007/s10980-015-0232-2)

Hecht A, Braun BC, Krause E, **Voigt CC, Greenwood AD, Czirják GÁ** (2015): Plasma proteomic analysis of active and torpid greater mouse-eared bats (*Myotis myotis*). *SCI REP* **5**, 16604. [doi:10.1038/srep16604](https://doi.org/10.1038/srep16604)

Henkel S, Ruiz Lambides A, **Berger A**, Thomsen R, Widdig A (2015): Rhesus macaques (*Macaca mulatta*) recognize group membership via olfactory cues alone. *BEHAV ECOL SOCIOBIOL* **69**, 2019–2034. [doi:10.1007/s00265-015-2013-y](https://doi.org/10.1007/s00265-015-2013-y)

- Henry F, Eder S**, Reynaud K, Schön J, **Wibbelt G**, Fontbonne A, **Müller K** (2015): Seminal fluid promotes in vitro sperm-oviduct binding in the domestic cat (*Felis catus*). THERIOGENOLOGY **83**, 1373–1380. [doi:10.1016/j.theriogenology.2015.01.031](https://doi.org/10.1016/j.theriogenology.2015.01.031)
- Hofreiter M, Paijmans JLA, Goodchild H, Speller CF, Barlow A, Fortes GG, Thomas JA, **Ludwig A**, Collins MJ (2015): The future of ancient DNA: Technical advances and conceptual shifts. BIOESSAYS **37**, 284–293. [doi:10.1002/bies.201400160](https://doi.org/10.1002/bies.201400160)
- Holzhauer S, Franke S, Kyba C, Manfrin A, Klenke R, **Voigt CC**, **Lewanzik D**, Oehlert M, Monaghan M, Schneider S, Heller S, Kuechly H, Brüning A, Honnen A, Hölker F (2015): Out of the dark: Establishing a large-scale field experiment to assess the effects of artificial light at night on species and food webs. SU-STAINABILITY **7**, 15593–15616. [doi:10.3390/su71115593](https://doi.org/10.3390/su71115593)
- Ishida Y, McCallister C, Nikolaidis N, **Tsangaras K**, Helgen KM, **Greenwood AD**, Roca A (2015): Sequence variation of koala retrovirus transmembrane protein p15E among koalas from different geographic regions. VIROLOGY **475**, 28–36. [doi:10.1016/j.virol.2014.10.036](https://doi.org/10.1016/j.virol.2014.10.036)
- Ishida Y, Zhao K, **Greenwood AD**, Roca AL (2015): Proliferation of endogenous retroviruses in the early stages of a host germ line invasion. MOL BIOL EVOL **32**, 109–120. [doi:10.1093/molbev/msu275](https://doi.org/10.1093/molbev/msu275)
- Johnson JS, Reeder DM, Lilley TM, **Czirják GÁ**, **Voigt CC**, McMichael III JW, Meierhofer MB, Seery CW, Lumadue SS, Altmann AJ, Toro MA, Field KA (2015): Antibodies to *Pseudogymnoascus destructans* are not sufficient for protection against white-nose syndrome. ECOL EVOL **5**, 2203–2214. [doi:10.1002/ece3.1502](https://doi.org/10.1002/ece3.1502)
- Kaczensky P, Ganbaatar O, Altansukh N, Enksaikhan N, **Kramer-Schadt S** (2015): Monitoring of khulans and goitered gazelles in the Mongolian Gobi – potential and limitations of ground based line transects in a low density fragile desert steppe ecosystem. OPEN ECOL J **8**, 92–110. [doi:10.2174/1874213001508010092](https://doi.org/10.2174/1874213001508010092)
- Kaese M, Galuska CE, Simon P, **Braun BC**, Cabrera-Fuentes HA, Middendorff R, Wehrend A, **Jewgenow K**, Galuska SP (2015): Polysialylation takes place in granulosa cells during apoptotic processes of atretic tertiary follicles. FEBS J **282**, 4595–4606. [doi:10.1111/febs.13519](https://doi.org/10.1111/febs.13519)
- Kraus R, von Holdt B, Cocchiararo B, Harm V, Bayerl H, Kühn R, **Förster D**, **Fickel J**, Roos C, Nowak C (2015): A SNP-based approach for rapid and cost-effective genetic wolf monitoring in Europe based on non-invasively collected samples. MOL ECOL RESOUR **15**, 295–305. [doi:10.1111/1755-0998.12307](https://doi.org/10.1111/1755-0998.12307)
- Krengel A**, Cattori V, Meli ML, **Wachter B**, Böni J, Bisset LR, **Thalwitzer S**, **Melzheimer J**, Jago M, Hofmann-Lehmann R, **Hofer H**, Lutz H (2015): Gammaretrovirus-specific antibodies in free-ranging and captive Namibian cheetahs. CLIN VACCINE IMMUNOL **22**, 611–617. [doi:10.1128/CVI.00705-14](https://doi.org/10.1128/CVI.00705-14)
- Leclaire S, **Czirják GÁ**, Hammouda A, Gasparini J (2015): Feather bacterial load shapes the trade-off between preening and immunity in pigeons. BMC EVOL BIOL **15**, 60. [doi:10.1186/s12862-015-0338-9](https://doi.org/10.1186/s12862-015-0338-9)
- Lehmann D**, Mfunne JKE, Gewers E, Brain C, **Voigt CC** (2015): Individual variation in isotopic niches of grazing and browsing desert ungulates. OECOLOGIA **179**, 75–88. [doi:10.1007/s00442-015-3335-1](https://doi.org/10.1007/s00442-015-3335-1)
- Levréro F, Carrete-Vega G, Herbert A, Lawabi I, **Courtiol A**, Willaume E, Kappeler PM, Charpentier MJE (2015): Social shaping of voices does not impair phenotype matching of kinship in mandrills. NAT COMMUN **6**, 6079. [doi:10.1038/ncomms8609](https://doi.org/10.1038/ncomms8609)

Lindecke O, Voigt CC, Petersons G, Holland R (2015): Polarized skylight does not calibrate the compass system of a migratory bat. *BIOL LETT* **11**, 20150525. [doi:10.1098/rsbl.2015.0525](https://doi.org/10.1098/rsbl.2015.0525)

Ludwig A, Lieckfeldt D, Jahrl J (2015): Mislabeled and counterfeit sturgeon caviar from Bulgaria and Romania. *J APPL ICHTHYOL* **31**, 587–591. [doi:10.1111/jai.12856](https://doi.org/10.1111/jai.12856)

Ludwig A, Reissmann M, Benecke N, Bellone R, Sandoval-Castellanos E, **Cieslak M**, Fortes GG, Morales-Muniz A, Hofreiter M, **Pruvost M** (2015): Twenty-five thousand years of fluctuating selection on leopard complex spotting and congenital night blindness in horses. *PHILOS TRANS R SOC B-BIOL SCI* **370**, 20130386. [doi:10.1098/rstb.2013.0386](https://doi.org/10.1098/rstb.2013.0386)

Masi S, Mundry R, **Ortmann S**, Cipolletta C, Boitani L, Robbins MM (2015): The influence of seasonal frugivory on nutrient and energy intake in wild western gorillas. *PLOS ONE* **10**, e0129254. [doi:10.1371/journal.pone.0129254](https://doi.org/10.1371/journal.pone.0129254)

Matsuda I, Sha JCM, **Ortmann S**, Schwarm A, Grandl F, Caton J, Jens W, Kreuzer M, Marlena D, Hagen KB, Clauss M (2015): Excretion patterns of solute and different-sized particle passage markers in foregut-fermenting proboscis monkey (*Nasalis larvatus*) do not indicate an adaptation for rumination. *PHYSIOL BEHAV* **149**, 45–52. [doi:10.1016/j.physbeh.2015.05.020](https://doi.org/10.1016/j.physbeh.2015.05.020)

Menke S, Meier M, Sommer S (2015): Shifts in the gut microbiome observed in wildlife faecal samples exposed to natural weather conditions: Lessons from time-series analyses using next-generation sequencing for application in field studies. *METHODS ECOL EVOL* **6**, 1080–1087. [doi:10.1111/2041-210X.12394](https://doi.org/10.1111/2041-210X.12394)

Meyer C, Aguiar L, Aguirre L, Baumgarten J, Clarke F, Cosson J, Villegas S, Fahr J, Faria D, Furey N, Henry M, Jenkins R, Kunz T, MacSwiney González C, Moya I, Pons J, Racey P, **Rex K**, Sampaio E, Stoner K, **Voigt CC**, von Staden D, Weise C, Kalko E (2015): Species undersampling in tropical bat surveys: Effects on emerging biodiversity patterns. *J ANIM ECOL* **84**, 113–123. [doi:10.1111/1365-2656.12261](https://doi.org/10.1111/1365-2656.12261)

Mohammad SW, Rayan DM, Christopher WCT, Hamirul M, **Mohamed A**, Lau CF, Siwan ES (2015): The first description of population density and habitat use of the mainland clouded leopard *Neofelis nebulosa* within a logged-primary forest in South East Asia. *POPUL ECOL* **57**, 495–503. [doi:10.1007/s10144-015-0494-1](https://doi.org/10.1007/s10144-015-0494-1)

Morand S, Bordes F, Chen HW, Claude J, Cosson JF, Galan M, **Czirják GÁ**, **Greenwood AD**, Latinne A, Michaux J, Ribas A (2015): Global parasite and *Rattus* rodent invasions: The consequences for rodent-borne diseases. *INTEGR ZOOL* **10**, 409–423. [doi:10.1111/1749-4877.12143](https://doi.org/10.1111/1749-4877.12143)

Moßbrucker A, Apriyana I, **Fickel J**, Imron MA, Pudyatmoko S, Sumardi, Suryadi H (2015): Non-invasive genotyping of Sumatran elephants: Implications for conservation. *TROP CONSERV SCI* **8**, 745–759. [doi:10.1177/194008291500800312](https://doi.org/10.1177/194008291500800312)

Mumby H, Mar K, Thitaram C, **Courtiol A**, Towiboon P, Min-Oo Z, Htut-Aung Y, Brown J, Lummaa V (2015): Stress and body condition are associated with climate and demography in Asian elephants. *CONSERV PHYSIOL* **3**. [doi:10.1093/conphys/cov030](https://doi.org/10.1093/conphys/cov030)

Nadjafzadeh M, Hofer H, Krone O (2015): Lead exposure and food processing in white-tailed eagles and other scavengers: An experimental approach to simulate lead uptake at shot mammalian carcasses. *EUR J WILDL RES* **61**, 763–774. [doi:10.1007/s10344-015-0953-1](https://doi.org/10.1007/s10344-015-0953-1)

- Niedballa J, Sollmann R, Mohamed A, Bender J, Wilting A** (2015): Defining habitat covariates in camera-trap based occupancy studies. *SCI REP* **5**, 17041. [doi:10.1038/srep17041](https://doi.org/10.1038/srep17041)
- Olarte-Castillo XA, Heeger F, Mazzoni CJ, Greenwood AD, Fyumagwa RD, Moehlman PD, Hofer H, East ML** (2015): Molecular characterization of canine kobuvirus in wild carnivores and the domestic dog in Africa. *VIROLOGY* **477**, 89–97. [doi:10.1016/j.virol.2015.01.010](https://doi.org/10.1016/j.virol.2015.01.010)
- Pap PL, Vágási CI, Vincze O, Osváth G, Veres-Szászka J, **Czirják GÁ** (2015): Physiological pace-of-life: The link between constitutive immunity, developmental period, and metabolic rate in European birds. *OECOLOGIA* **177**, 147–158. [doi:10.1007/s00442-014-3108-2](https://doi.org/10.1007/s00442-014-3108-2)
- Pedreschi D, Mariani S, Coughlan J, **Voigt CC**, O'Grady M, Caffrey J, Kelly-Quinn M (2015): Trophic flexibility and opportunism in pike *Esox lucius*. *J FISH BIOL* **87**, 876–894. [doi:10.1111/jfb.12755](https://doi.org/10.1111/jfb.12755)
- Planillo A, **Kramer-Schadt S**, Malo JE (2015): Transport infrastructure shapes foraging habitat in a raptor community. *PLOS ONE* **10**, e0118604. [doi:10.1371/journal.pone.0118604](https://doi.org/10.1371/journal.pone.0118604)
- Popa-Lisseanu AG, Kramer-Schadt S**, Quetglas J, Delgado-Huertas A, Kelm DH, Ibanez C (2015): Seasonal variation in stable carbon and nitrogen isotope values of bats reflect environmental baselines. *PLOS ONE* **10**, e0117052. [doi:10.1371/journal.pone.0117052](https://doi.org/10.1371/journal.pone.0117052)
- Potts KB, Baken E, **Ortmann S**, Watts DP, Wrangham RW (2015): Variability in population density is paralleled by large differences in foraging efficiency in chimpanzees (*Pan troglodytes*). *INT J PRIMATOL* **36**, 1101–1119. [doi:10.1007/s10764-015-9880-y](https://doi.org/10.1007/s10764-015-9880-y)
- Pribbenow S, East ML**, Ganswindt A, Tordiffe AS, **Hofer H, Dehnhard M** (2015): Measuring faecal epandrosterone as an indicator of gonadal activity in spotted hyenas (*Crocuta crocuta*). *PLOS ONE* **10**, e0128706. [doi:10.1371/journal.pone.0128706](https://doi.org/10.1371/journal.pone.0128706)
- Prieto MT, Saragusty J**, Santiago-Moreno J, Stagegaard J, **Goeritz F, Hildebrandt TB, Hermes R** (2015): Cryopreservation of onager (*Equus hemionus onager*) epididymal spermatozoa. *J ZOO WILDL MED* **46**, 517–525. [doi:10.1638/2014-0243.1](https://doi.org/10.1638/2014-0243.1)
- Prüss H, Leubner J, Wenke N, **Czirják GÁ, Szentiks CA, Greenwood AD** (2015): Anti-NMDA receptor encephalitis in the polar bear (*Ursus maritimus*) Knut. *SCI REP* **5**, 12805. [doi:10.1038/srep12805](https://doi.org/10.1038/srep12805)
- Quintavalle Pastorino G, Albertini M, Carlsen F, Cunningham AA, Daniel BA, Flach E, **Hofer H**, Junhold J, Kock R, Leather S, Masters N, Preziosi R, Routh A, Sainsbury T, Sato Y, Spencer W, Pearce-Kelly P (2015): Project MOSI: Rationale and pilot-study results of an initiative to help protect zoo animals from mosquito-transmitted pathogens and contribute data on mosquito spatio-temporal distribution change. *INT ZOO YEARBOOK* **49**, 172–188. [doi:10.1111/izy.12065](https://doi.org/10.1111/izy.12065)
- Rillig MC, Kiessling W, Borsch T, Gessler A, **Greenwood AD, Hofer H**, Joshi J, Schröder B, Thonicke K, Tockner K, Weißhuhn K, Jeltsch F (2015): Biodiversity research: Data without theory – theory without data. *FRONT ECOL EVOL* **3**, 20. [doi:10.3389/fevo.2015.00020](https://doi.org/10.3389/fevo.2015.00020)
- Rübensam K, Hribal R, Jewgenow K**, Guenther A (2015): Seasonally different reproductive investment in a medium sized rodent (*Cavia aperea*). *THERIOGENOLOGY* **84**, 639–644. [doi:10.1016/j.theriogenology.2015.04.023](https://doi.org/10.1016/j.theriogenology.2015.04.023)

Saragusty J, Prieto MT, Courtiol A, Potier R, Göritz F, Hildebrandt TB, Hermes R (2015): Sperm rescue in wild African elephants. REPROD FERTIL DEV **28**, 1433–1442. [doi:10.1071/RD14378](https://doi.org/10.1071/RD14378)

Schnell IB, **Sollmann R**, Calvignac-Spencer S, Siddall ME, Yu SW, **Wilting A**, Gilbert MTP (2015): iDNA from terrestrial haemophagous leeches as a wildlife surveying and monitoring tool – prospects, pitfalls and avenues to be developed. FRONT ZOO **12**. [doi:10.1186/s12983-015-0115-z](https://doi.org/10.1186/s12983-015-0115-z)

Schulze M, Ammon C, Rüdiger K, Jung M, **Grobbe M** (2015): Analysis of hygienic critical control points in boar semen production. THERIOGENOLOGY **83**, 430–437. [doi:10.1016/j.theriogenology.2014.10.004](https://doi.org/10.1016/j.theriogenology.2014.10.004)

Schulze M, **Grobbe M, Müller K**, Junkes C, Dathe M, Rüdiger K, Jung M (2015): Challenges and limits using antimicrobial peptides in boar semen preservation. REPROD DOMEST ANIM **50**, 5–10. [doi:10.1111/rda.12553](https://doi.org/10.1111/rda.12553)

Schuster RK, **Wibbelt G**, Sivakumar S, Reiczigel J (2015): Light and scanning electron microscopical examination of the third stage larva of *Physocephalus dromedarii* (Nematoda: Spiroceridae) – an abomasal nematode of the one humped camel (*Camelus dromedarius*). PARASITOL RES **114**, 1913–1920. [doi:10.1007/s00436-015-4379-1](https://doi.org/10.1007/s00436-015-4379-1)

Schwarm A, Schweigel-Röntgen M, Kreuzer M, **Ortmann S**, Gill F, Kuhla B, Meyer U, Lohölter M, Derno M (2015): Methane emission, digestive characteristics and faecal archaeol in heifers fed diets based on silage from brown midrib maize as compared to conventional maize. ARCH ANIM NUTR **69**, 159–176. [doi:10.1080/1745039X.2015.1043211](https://doi.org/10.1080/1745039X.2015.1043211)

Schwarz D, Kosch JCD, **Fritsch G, Hildebrandt T** (2015): Dentition and tooth replacement of *Dicraeosaurus hansemanni* (Dinosauria, Sauropoda, Diplodocoidea) from the Tendaguru Formation of Tanzania. J VERTEBR PALEONTOL **35**. [doi:10.1080/02724634.2015.1008134](https://doi.org/10.1080/02724634.2015.1008134)

Stillfried M, Belant JL, Svoboda NJ, Beyer DE, **Kramer-Schadt S** (2015): When top predators become prey: Large carnivores alter movement behaviour in response to hunting pressure. BEHAV PROCESSES **120**, 30–39. [doi:10.1016/j.beproc.2015.08.003](https://doi.org/10.1016/j.beproc.2015.08.003)

Struebig MJ, **Fischer M**, Gaveau D, Meijaard E, Wich S, Gonner C, Sykes R, **Wilting A, Kramer-Schadt S** (2015): Anticipated climate and land-cover changes reveal refuge areas for Borneo's orang-utans. GLOB CHANGE BIOL **21**, 2891–2904. [doi:10.1111/gcb.12814](https://doi.org/10.1111/gcb.12814)

Struebig MJ, **Wilting A**, Gaveau D, Meijaard E, Smith RJ, The Borneo Mammal and Modelling Consortium (IZW co-authors: **Heckmann I, Hofer H, Lindenborn J, Niedballa J, Reinfelder V, Reusch C, Scharf AK, Fischer M**, Metcalfe K, **Kramer-Schadt S** (2015): Targeted conservation to safeguard a biodiversity hotspot from climate and land-cover change. CURR BIOL **25**, 372–378. [doi:10.1016/j.cub.2014.11.067](https://doi.org/10.1016/j.cub.2014.11.067)

Sturm MB, Pikazhenti B, Reed D, Ganbaatar O, Susnik S, Haymerle A, **Voigt CC**, Kaczynski P (2015): A protocol to correct for intra- and interspecific variation in tail hair growth to align isotopic signatures of segmentally cut tail hair to a common time line. RAPID COMMUN MASS SPECTROM **29**, 1047–1054. [doi:10.1002/rcm.7196](https://doi.org/10.1002/rcm.7196)

Thieme R, Kurz S, Kolb M, Debebe T, **Holtze S, Morhart M**, Huse K, Szafranski K, Platzer M, **Hildebrandt TB**, Birkenmeier G (2015): Analysis of alpha-2 macroglobulin from the long-lived and cancer-resistant naked mole-rat and human plasma. PLOS ONE **10**, e0130470. [doi:10.1371/journal.pone.0130470](https://doi.org/10.1371/journal.pone.0130470)

Tian JD, Courtiol A, Schneeberger K, Greenwood AD, Czirják GÁ (2015): Circulating white blood cell counts in captive and wild rodents are influenced by body mass rather than testes mass, a correlate of mating promiscuity. *FUNCT ECOL* **29**, 823–829. [doi:10.1111/1365-2435.12394](https://doi.org/10.1111/1365-2435.12394)

Tian JD, Hofer H, Greenwood AD, Czirják GÁ (2015): Colonization history shaped the immunity of the western house mouse. *OECOLOGIA* **179**, 679–686. [doi:10.1007/s00442-015-3397-0](https://doi.org/10.1007/s00442-015-3397-0)

Tsangaras K, Mayer J, Alquezar-Planas DE, Greenwood AD (2015): An evolutionarily young polar bear (*Ursus maritimus*) endogenous retrovirus identified from next generation sequence data. *VIRUSES-BASEL* **7**, 6089–6107. [doi:10.3390/v7112927](https://doi.org/10.3390/v7112927)

Uusi-Heikkilä S, Whiteley AR, Kuparinen A, Matsumura S, Venturell PA, Wolter C, Slate J, Primmer CR, Meinelt T, Killen SS, Bierbach D, Polverino G, **Ludwig A**, Arlinghaus R (2015): The evolutionary legacy of size-selective harvesting extends from genes to populations. *EVOL APPL* **8**, 597–620. [doi:10.1111/eva.12268](https://doi.org/10.1111/eva.12268)

Van den Brand JMA, **Krone O**, Wolf PU, van de Bildt MWG, van Amerongen G, Osterhaus ADME, Kuiken T (2015): Host-specific exposure and fatal neurologic disease in wild raptors from highly pathogenic avian influenza virus H5N1 during the 2006 outbreak in Germany. *VET RES* **46**, 24. [doi:10.1186/s13567-015-0148-5](https://doi.org/10.1186/s13567-015-0148-5)

Vincendeau M, Schreml JMH, Ngounou A, Mayer J, Göttesdorfer I, **Greenwood AD**, Kramer S, Seifarth S, Hadian K, Brack-Werner R, Leib-Mösch C (2015): Modulation of human endogenous retrovirus (HERV) transcription during persistent and de novo HIV-1 infection. *RETROVIROLOGY* **12**, 27. [doi:10.1186/s12977-015-0156-6](https://doi.org/10.1186/s12977-015-0156-6)

Voigt CC, Borrisov I, Kelm DH (2015): Bats fertilize roost trees. *BIOTROPICA* **47**, 403–406. [doi:10.1111/btp.12226](https://doi.org/10.1111/btp.12226)

Voigt CC, Lehmann D, Greif S (2015): Stable isotope ratios of hydrogen separate mammals of aquatic and terrestrial food webs. *METHODS ECOL EVOL* **6**, 1332–1340. [doi:10.1111/2041-210X.12414](https://doi.org/10.1111/2041-210X.12414)

Voigt CC, Lehnert LS, Petersons G, Adorf F, Bach L (2015): Wildlife and renewable energy: German politics cross migratory bats. *EUR J WILDL RES* **61**, 213–219. [doi:10.1007/s10344-015-0903-y](https://doi.org/10.1007/s10344-015-0903-y)

Wibbelt G (2015): Out of the dark abyss: white-nose syndrome in bats. *VET REC* **177**, 70–71. [doi:10.1136/vr.h3782](https://doi.org/10.1136/vr.h3782)

Wilting A, Courtiol A, Christiansen P, **Niedballa J, Scharf AK**, Orlando L, **Balkenhol N, Hofer H, Kramer-Schadt S, Fickel J**, Kitchener AC (2015): Planning tiger recovery: Understanding intraspecific variation for effective conservation. *SCI ADV* **1**, e1400175. [doi:10.1126/sciadv.1400175](https://doi.org/10.1126/sciadv.1400175)

Wright E, Grueter CC, Seiler N, Abavandimwe D, Stoinski TS, **Ortmann S**, Robbins MM (2015): Energetic responses to variation in food availability in the two mountain gorilla populations (*Gorilla beringei beringei*). *AM J PHYS ANTHROPOL* **158**, 487–500. [doi:10.1002/ajpa.22808](https://doi.org/10.1002/ajpa.22808)

Zaytseva AS, Volodin IA, Mason MJ, **Frey R, Fritsch G**, Ilchenko OG, Volodina EV (2015): Vocal development during postnatal growth and ear morphology in a shrew that generates seismic vibrations, *Diplo-mesodon pulchellum*. *BEHAV PROCESSES* **118**, 130–141. [doi:10.1016/j.beproc.2015.06.012](https://doi.org/10.1016/j.beproc.2015.06.012)

Zhang R, **Ludwig A**, Zhang C, Tong C, Li G, Tang Y, Peng Z, Zhao K (2015): Local adaptation of *Gymnocypris przewalskii* (Cyprinidae) on the Tibetan Plateau. SCI REP **5**, 9780. [doi:10.1038/srep09780](https://doi.org/10.1038/srep09780)

Zschockelt I, Amelkina O, Koster S, Painer J, Okuyama MW, Serra R, Vargas A, **Jewgenow K, Braun BC** (2015): Comparative analysis of intraluteal steroidogenic enzymes emphasises the functionality of fresh and persistent *corpora lutea* during pro- and metoestrus in the lynx. J STEROID BIOCHEM MOL BIOL **154**, 75–84. [doi:10.1016/j.jsbmb.2015.07.001](https://doi.org/10.1016/j.jsbmb.2015.07.001)

2014

Abdelgawad A, Azab W, Damiani AM, Baumgartner K, Will H, Osterrieder N, **Greenwood AD** (2014): Zebra-borne equine herpesvirus type 1 (EHV-1) infection in non-African captive mammals. VET MICROBIOL **169**, 102–106. [doi:10.1016/j.vetmic.2013.12.011](https://doi.org/10.1016/j.vetmic.2013.12.011)

Ajonina SA, Wiegler G, Fuashi NA, **Hofer H** (2014): Endangering the endangered: Are protected areas save heavens for threatened species in Cameroon? Case study of Banyang-Mbo Wildlife Sanctuary, South Western Cameroon. J ECOL NAT ENVIRON **6**, 42–55. [doi:10.5897/JENE2013.0430](https://doi.org/10.5897/JENE2013.0430)

Ancrenaz M, **Sollmann R**, Meijaard E, Hearn AJ, Ross J, Samejima H, Loken B, Cheyne SM, Stark DJ, Gardner PC, Goossens B, **Mohamed A, Bohm T**, Matsuda I, Nakabayasi M, Lee SK, Bernard H, Brodie J, Wich S, Fredriksson G, Hanya G, Harrison ME, Kanamori T, **Kretzschmar P**, Macdonald DW, Riger P, Spehar S, Ambu LN, **Wilting A** (2014): Coming down from the trees: Is terrestrial activity in bornean orangutans natural or disturbance driven? SCI REP **4**. [doi:10.1038/Srep04024](https://doi.org/10.1038/Srep04024)

Brouat C, Tollenaere C, Estoup A, Loiseau A, **Sommer S**, Soanandrasana R, Rahalison L, Rajerison M, Piry S, Goodman SM, Duplantier JM (2014): Invasion genetics of a human commensal rodent: The black rat *Rattus rattus* in Madagascar. MOL ECOL **23**, 4153–4167. [doi:10.1111/Mec.12848](https://doi.org/10.1111/Mec.12848)

Clauss M, Schiele K, **Ortmann S**, Fritz J, Codron D, Hummel J, Kienzle E (2014): The effect of very low food intake on digestive physiology and forage digestibility in horses. J ANIM PHYSIOL ANIM NUTR **98**, 107–118. [doi:10.1111/jpn.12053](https://doi.org/10.1111/jpn.12053)

David M, **Gillingham MAF**, Salignon M, Laskowski KL, Giraldeau LA (2014): Speed-accuracy trade-off and its consequences in a scramble competition context. ANIM BEHAV **90**, 255–262. [doi:10.1016/j.anbehav.2014.02.009](https://doi.org/10.1016/j.anbehav.2014.02.009)

Dehnhard M, Naidenko SV, **Jewgenow K** (2014): Comparative metabolism of PGFM (13,14-dihydro-15-keto-PGF₂α) in feces of felids. THERIOGENOLOGY **81**, 733–743. [doi:10.1016/j.theriogenology.2013.12.007](https://doi.org/10.1016/j.theriogenology.2013.12.007)

Dittmann MT, Hebel C, Hammer S, Hummel J, **Ortmann S**, Arif A, Bouts T, Kreuzer M, Clauss M (2014): Energy requirements and metabolism of the Phillip's dikdik (*Madoqua saltiana phillipsi*). COMP BIOCHEM PHYSIOL A-MOL INTEGR PHYSIOL **167**, 45–51. [doi:10.1016/j.cbpa.2013.09.014](https://doi.org/10.1016/j.cbpa.2013.09.014)

Etienne L, Rousset F, Godelle B, **Courtiol A** (2014): How choosy should I be? The relative searching time predicts the sexual selection of choosiness under direct benefits. PROC R SOC B **281**, 20140190. [doi:10.1098/rspb.2014.0190](https://doi.org/10.1098/rspb.2014.0190)

Ewers C, Bethe A, Stamm I, **Grobbe M**, Kopp P, Guerra B, Stubbe M, Doi Y, Zong Z, Kola A, Schaufler K, Semmler T, Fruth A, Wieler LH, Guenther S (2014): CTX-M-15-D-ST648 *Escherichia coli* from companion

animals and horses: another clone combining multi-resistance and extraintestinal virulence? *J ANTIMICROB CHEMOTHER* **69**, 1224–1230. [doi:10.1093/jac/dkt516](https://doi.org/10.1093/jac/dkt516)

Flores Landaverde LE, Hildebrandt TB, Kühl AA, Drews B (2014): Early detection and staging of spontaneous embryo resorption by ultrasound biomicroscopy in murine pregnancy. *REPROD BIOL ENDOCRINOL* **12**. [doi:10.1186/1477-7827-12-38](https://doi.org/10.1186/1477-7827-12-38)

Froeschke G, Sommer S (2014): Role of selection versus neutral processes determining genetic variation in a small mammal along a climatic gradient in Southern Africa. *EVOL ECOL* **28**, 1169–1190. [doi:10.1007/s10682-014-9731-x](https://doi.org/10.1007/s10682-014-9731-x)

Galateanu G, Hermes R, Saragusty J, Göritz F, Potier R, Mulot B, Maillot A, Etienne P, Bernardino R, Fernandes T, Mews J, Hildebrandt TB (2014): Rhinoceros feet step out of a rule-of-thumb: A wildlife imaging pioneering approach of synchronized computed tomography-digital radiography. *PLOS ONE* **9**, e100415. [doi:10.1371/journal.pone.0100415](https://doi.org/10.1371/journal.pone.0100415)

Galipaud M, **Gillingham MAF**, David M, Dechaume-Moncharmont FX (2014): Ecologists overestimate the importance of predictor variables in model averaging: A plea for cautious interpretations. *METHODS ECOL EVOL* **5**, 983–991. [doi:10.1111/2041-210x.12251](https://doi.org/10.1111/2041-210x.12251)

Gärke C, Ytournal F, Sharifi AR, Pimentel ECG, **Ludwig A**, Simianer H (2014): Footprints of recent selection and variability in breed composition in the Göttingen Minipig genome. *ANIM GENET* **45**, 381–391. [doi:10.1111/age.12150](https://doi.org/10.1111/age.12150)

Ghanem SJ, Voigt CC (2014): Defaunation of tropical forests reduces habitat quality for seed-dispersing bats in Western Amazonia: An unexpected connection via mineral licks. *ANIM CONSERV* **17**, 44–51. [doi:10.1111/acv.12055](https://doi.org/10.1111/acv.12055)

Gómez-Ramírez P, Shore RF, van den Brink NW, van Hattum B, Bustnes JO, Duke G, Fritsch C, García-Fernández AJ, Helander BO, Jaspers V, **Krone O**, Martínez-López E, Mateo R, Movalli P, Sonne C (2014): An overview of existing raptor contaminant monitoring activities in Europe. *ENVIRON INT* **67**, 12–21. [doi:10.1016/j.envint.2014.02.004](https://doi.org/10.1016/j.envint.2014.02.004)

Gremse F, **Krone O**, Thamm M, Kiessling F, Tolba R H, Rieger S, **Gremse C** (2014): Performance of lead-free versus lead-based hunting ammunition in ballistic soap. *PLOS ONE* **9**, e102015. [doi:10.1371/journal.pone.0102015](https://doi.org/10.1371/journal.pone.0102015)

Gusset M, Fa JE, Sutherland WJ, Barros Y, Bensted E, Blumer E, Boyle P, Breheny J, Brooks T, Bruford M, Byers O, Carrillo L, Carroll B, Carter S, Clark P, Conde D, Conway W, Craig M, Dick G, Dickie L, Dinwiddie D, Falla C, Fidgett A, Fifield K, Flesness N, Gagliardo R, Greene L, Hanson B, Hibbard C, **Hofer H**, Holst B, Hunt S, Jensen D, Jepson P, Jones R, Kao C, Karsten P, Killmar L, Kongrom U, Kramer L, Larsson HO, Long S, Lowry R, Luz S, Maloney D, Manansang E, Manansang J, Marshall A, Matamoros Y, McGill P, Nxomani C, Oberwemmer F, O'Connell D, Oellgaard A, Paulraj S, Pearce-Kelly P, Pilgrim M, Pollard E, Pullen K, Robinson J, Rübél A, Shumaker R, Simmons L, Siriaronrat B, Stevenson M, Street W, Syed H, Thongphakdee A, Vehrs K, Walker S, Werth J, Winata H, Wünnemann K (2014): A horizon scan for species conservation by zoos and aquariums. *ZOO BIOL* **33**, 375–380. [doi:10.1002/Zoo.21153](https://doi.org/10.1002/Zoo.21153)

Hagen R, Kramer-Schadt S, Fahse L, Heurich M (2014): Population control based on abundance estimates: Frequency does not compensate for uncertainty. *ECOL COMPLEX* **20**, 43–50. [doi:10.1016/j.ecocom.2014.07.006](https://doi.org/10.1016/j.ecocom.2014.07.006)

Hänsch M, Simon P, Schön J, Kaese M, **Braun BC**, **Jewgenow K**, **Göritz F**, Küpper J, Ahmadvand N, Geyer R, Middendorff R, **Müller K**, Galuska SP (2014): Polysialylation of NCAM correlates with onset and termination of seasonal spermatogenesis in roe deer. *GLYCOBIOLOGY* **24**, 488–493. [doi:10.1093/glycob/cwu023](https://doi.org/10.1093/glycob/cwu023)

Havelka M, Hulák M, Ráb P, Rábová M, **Lieckfeldt D**, **Ludwig A**, Rodina M, Gela D, Pšenička M, Bytyutsky D, Flajšhans M (2014): Fertility of a spontaneous hexaploid male Siberian sturgeon, *Acipenser baerii*. *BMC GENET* **15**, 5. [doi:10.1186/1471-2156-15-5](https://doi.org/10.1186/1471-2156-15-5)

Hermes R, **Göritz F**, **Saragusty J**, Stoops MA, **Hildebrandt TB** (2014): Reproductive tract tumours: The scourge of woman reproduction ails Indian rhinoceroses. *PLOS ONE* **9**, e92595. [doi:10.1371/journal.pone.0092595](https://doi.org/10.1371/journal.pone.0092595)

Hernandez-Brito D, Carrete M, **Popa-Lisseanu AG**, Ibanez C, Tella JL (2014): Crowding in the city: Losing and winning competitors of an invasive bird. *PLOS ONE* **9**, e100593. [doi:10.1371/journal.pone.0100593](https://doi.org/10.1371/journal.pone.0100593)

Jewgenow K, **Painer J**, **Amelkina O**, **Dehnhard M**, **Göritz F** (2014): Lynx reproduction – long-lasting life cycle of *Corpora lutea* in a feline species. *REPROD BIOL* **14**, 83–88. [doi:10.1016/j.repbio.2014.03.002](https://doi.org/10.1016/j.repbio.2014.03.002)

Kersey DC, **Dehnhard M** (2014): The use of noninvasive and minimally invasive methods in endocrinology for threatened mammalian species conservation. *GEN COMP ENDOCRINOL* **203**, 296–306. [doi:10.1016/j.ygcen.2014.04.022](https://doi.org/10.1016/j.ygcen.2014.04.022)

Klein AS, **Tannert A**, Schaefer M (2014): Cholesterol sensitises the transient receptor potential channel TRPV3 to lower temperatures and activator concentrations. *CELL CALCIUM* **55**, 59–68. [doi:10.1016/j.ceca.2013.12.001](https://doi.org/10.1016/j.ceca.2013.12.001)

Lehnert LS, **Kramer-Schadt S**, **Schönborn S**, **Lindecke O**, Niermann I, **Voigt CC** (2014): Wind farm facilities in Germany kill noctule bats from near and far. *PLOS ONE* **9**, e103106. [doi:10.1371/journal.pone.0103106](https://doi.org/10.1371/journal.pone.0103106)

Lewanzik D, **Voigt CC** (2014): Artificial light at night puts ecosystem services of neotropical bats at risk. *J APPL ECOL* **51**, 388–394. [doi:10.1111/1365-2664.12206](https://doi.org/10.1111/1365-2664.12206)

Lüders I, **Hildebrandt TB**, Gray C, Botha S, Rich P, Niemuller C (2014): Suppression of testicular function in a male Asian elephant (*Elephas maximus*) treated with gonadotropin-releasing hormone vaccines. *J ZOO WILDL MED* **45**, 611–619. [doi:10.1638/2013-0233r.1](https://doi.org/10.1638/2013-0233r.1)

Lüders I, Ludwig C, Schröder M, **Müller K**, **Zahmel J**, **Dehnhard M** (2014): Successful non-surgical artificial insemination and hormonal monitoring in an Asiatic golden cat (*Catopuma temmincki*). *J ZOO WILDL MED* **45**, 372–379. [doi:10.1638/2013-0269r.1](https://doi.org/10.1638/2013-0269r.1)

McCue M, **Voigt CC**, Jefimow M, Wojciechowski M (2014): Thermal acclimation and nutritional history affect the oxidation of different classes of exogenous nutrients in Siberian hamsters, *Phodopus sungorus*. *J EXP ZOOL PART A* **321**, 503–514. [doi:10.1002/jez.1882](https://doi.org/10.1002/jez.1882)

Menke S, Wasimuddin, **Meier M**, **Melzheimer J**, Mfuno JKE, **Heinrich S**, **Thalwitzer S**, **Wachter B**, **Sommer S** (2014): Oligotyping reveals differences between gut microbiomes of free-ranging sympatric

Namibian carnivores (*Acinonyx jubatus*, *Canis mesomelas*) on a bacterial species-like level. FRONT MICROBIOL **5**, 526. [doi:10.3389/fmicb.2014.00526](https://doi.org/10.3389/fmicb.2014.00526)

Mühldorfer K, Speck S, **Wibbelt G** (2014): Proposal of *Vespertiliibacter pulmonis* gen. nov., sp. nov. and two genomospecies as new members of the family Pasteurellaceae isolated from European bats. INT J SYST EVOL MICROBIOL **64**, 2424–2430. [doi:10.1099/ijs.0.062786-0](https://doi.org/10.1099/ijs.0.062786-0)

Müller K, **Koster S**, **Painer J**, Söderberg A, Gavier-Widèn D, **Dehnhard M**, **Jewgenow K** (2014): Testosterone production and spermatogenesis in free-ranging Eurasian lynx (*Lynx lynx*) throughout the year. EUR J WILDL RES **60**, 569–577. [doi:10.1007/s10344-014-0821-4](https://doi.org/10.1007/s10344-014-0821-4)

Nickisch K, Elger W, Santhamma B, Garfield R, Killeen Z, **Amelkina O**, Schneider B, Meister R (2014): Synthesis and biological evaluation of 11' imidazolyl antiprogestins and mesoprogestins. STEROIDS **92**, 45–55. [doi:10.1016/j.steroids.2014.08.017](https://doi.org/10.1016/j.steroids.2014.08.017)

Olano-Marin J, Plis K, **Sönnichsen L**, Borowik T, Niedzialkowska M, Jedrzejewska B (2014): Weak population structure in European roe deer (*Capreolus capreolus*) and evidence of introgressive hybridization with Siberian roe deer (*C. pygargus*) in Northeastern Poland. PLOS ONE **9**, e109147. [doi:10.1371/journal.pone.0109147](https://doi.org/10.1371/journal.pone.0109147)

Painer J, **Göritz F**, **Dehnhard M**, **Hildebrandt TB**, Naidenko SV, Sánchez I, Quevedo Muñoz MA, **Jewgenow K** (2014): Hormone-induced luteolysis on physiologically persisting *Corpora lutea* in Eurasian and Iberian Lynx (*Lynx lynx* and *L. pardinus*). THERIOGENOLOGY **82**, 557–562. [doi:10.1016/j.theriogenology.2014.05.004](https://doi.org/10.1016/j.theriogenology.2014.05.004)

Painer J, **Jewgenow K**, **Dehnhard M**, Arnemo JM, Linnell JDC, Odden J, **Hildebrandt TB**, **Göritz F** (2014): Physiologically persistent *Corpora lutea* in Eurasian Lynx (*Lynx lynx*) – Longitudinal ultrasound and endocrine examinations *intra-vitam*. PLOS ONE **9**, e90469. [doi:10.1371/journal.pone.0090469](https://doi.org/10.1371/journal.pone.0090469)

Pettay JE, Rotkirch A, **Courtiol A**, Jokela M, Lummaa V (2014): Effects of remarriage after widowhood on long-term fitness in a monogamous historical human population. BEHAV ECOL SOCIOBIOL **68**, 135–143. [doi:10.1007/s00265-013-1630-6](https://doi.org/10.1007/s00265-013-1630-6)

Pribbenow S, **Jewgenow K**, Vargas A, Serra R, Naidenko S, **Dehnhard M** (2014): Validation of an enzyme immunoassay for the measurement of faecal glucocorticoid metabolites in Eurasian (*Lynx lynx*) and Iberian lynx (*Lynx pardinus*). GEN COMP ENDOCRINOL **206**, 166–177. [doi:10.1016/j.yggen.2014.07.015](https://doi.org/10.1016/j.yggen.2014.07.015)

Prieto MT, Sanchez-Calabuig MJ, **Hildebrandt TB**, Santiago-Moreno J, **Saragusty J** (2014): Sperm cryopreservation in wild animals. EUR J WILDL RES **60**, 851–864. [doi:10.1007/s10344-014-0858-4](https://doi.org/10.1007/s10344-014-0858-4)

Pyttel S, Nimptsch A, Böttger J, Zschörnig K, **Jakop U**, **Wegener J**, **Müller K**, Paasch U, Schiller J (2014): Changes of murine sperm phospholipid composition during epididymal maturation determined by MALDI-TOF mass spectrometry. THERIOGENOLOGY **82**, 396–402. [doi:10.1016/j.theriogenology.2014.04.017](https://doi.org/10.1016/j.theriogenology.2014.04.017)

Rentería-Solís ZM, Förster C, Aue A, Wittstatt U, **Wibbelt G**, König M (2014): Canine distemper outbreak in raccoons suggests pathogen interspecies transmission amongst alien and native carnivores in urban areas from Germany. VET MICROBIOL **174**, 50–59. [doi:10.1016/j.vetmic.2014.08.034](https://doi.org/10.1016/j.vetmic.2014.08.034)

Rentería-Solís ZM, Molinar Min A, Alasaad S, Müller K, Michler FU, Schmäscke R, Wittstatt U, Rossi L, **Wibbelt G** (2014): Genetic epidemiology and pathology of raccoon-derived Sarcoptes mite from urban areas of Germany. *MED VET ENTOMOL* **28**, 98–103. [doi:10.1111/mve.12079](https://doi.org/10.1111/mve.12079)

Roques S, Furtado M, Jacomo AT, Silveira L, **Sollmann R**, Torres NM, Godoy JA, Palomares F (2014): Monitoring jaguar populations *Panthera onca* with non-invasive genetics: A pilot study in Brazilian ecosystems. *ORYX* **48**, 361–369. [doi:10.1017/S0030605312001640](https://doi.org/10.1017/S0030605312001640)

Ruiz-Rodriguez CT, Ishida Y, **Greenwood AD**, Roca AL (2014): Development of 14 microsatellite markers in the Queensland koala (*Phascolarctos cinereus adustus*) using next generation sequencing technology. *CONSERV GENET RESOUR* **6**, 429–431. [doi:10.1007/s12686-013-0115-2](https://doi.org/10.1007/s12686-013-0115-2)

Saragusty J, Shavit-Meyrav A, Yamaguchi N, Nadler R, Bdolah-Abram T, Gibeon L, **Hildebrandt TB**, Shamir MH (2014): Comparative skull analysis suggests species-specific captivity related malformation in lions (*Panthera leo*). *PLOS ONE* **9**, e94527. [doi:10.1371/journal.pone.0094527](https://doi.org/10.1371/journal.pone.0094527)

Schatz J, Freuling CM, Auer E, Goharriz H, Harbusch C, Johnson N, Kaipf I, Mettenleiter TC, **Mühldorfer K**, Mühle RU, Ohlendorf B, Pott-Dörfer B, Prüger J, Ali HS, Stiefel D, Teubner J, Ulrich RG, **Wibbelt G**, Müller T (2014): Enhanced passive bat rabies surveillance in indigenous bat species from Germany – A retrospective study. *PLOS NEGLECT TROP DIS* **8**, e2835. [doi:10.1371/journal.pntd.0002835](https://doi.org/10.1371/journal.pntd.0002835)

Scheel DM, Slater GJ, Kolokotronis SO, Potter CW, Rotstein DS, **Tsangaras K**, **Greenwood AD**, Helgen KM (2014): Biogeography and taxonomy of extinct and endangered monk seals illuminated by ancient DNA and skull morphology. *ZOOKEYS* **409**, 1–33. [doi:10.3897/zookeys.409.6244](https://doi.org/10.3897/zookeys.409.6244)

Schneeberger K, **Courtiol A**, **Czirják GÁ**, **Voigt CC** (2014): Immune profile predicts survival and reflects senescence in a small, long-lived mammal, the greater sac-winged bat (*Saccopteryx bilineata*). *PLOS ONE* **9**, e108268. [doi:10.1371/journal.pone.0108268](https://doi.org/10.1371/journal.pone.0108268)

Schneeberger K, **Czirják GÁ**, **Voigt CC** (2014): Frugivory is associated with low measures of plasma oxidative stress and high antioxidant concentration in free-ranging bats. *SCI NAT* **101**, 285–290. [doi:10.1007/s00114-014-1155-5](https://doi.org/10.1007/s00114-014-1155-5)

Schulze M, Junkes C, Müller P, Speck S, Rüdiger K, Dathe M, **Müller K** (2014): Are cationic antimicrobial peptides an alternative for conventional antibiotics in boar semen preservation? Effects of antimicrobial peptides on liquid-preserved boar spermatozoa. *PLOS ONE* **9**, e100490. [doi:10.1371/journal.pone.0100490](https://doi.org/10.1371/journal.pone.0100490)

Schumann K, Guenther A, **Göritz F**, **Jewgenow K** (2014): Characterisation of fetal growth by repeated ultrasound measurements in the wild guinea pig (*Cavia aperea*). *THERIOGENOLOGY* **82**, 742–749. [doi:10.1016/j.theriogenology.2014.05.007](https://doi.org/10.1016/j.theriogenology.2014.05.007)

Schumann K, Guenther A, **Jewgenow K**, Trillmich F (2014): Animal housing and welfare: effects of housing conditions on body weight and cortisol in a medium sized rodent (*Cavia aperea*). *J APPL ANIM WELF SCI* **17**, 111–124. [doi:10.1080/10888705.2014.884407](https://doi.org/10.1080/10888705.2014.884407)

Schuster RK, **Wibbelt G**, Kinne J (2014): A re-description of *Physocephalus dromedarii* stat. nov. (Nematoda: Spirocercidae), an abomasal nematode of dromedaries (*Camelus dromedarius*). *J HELMINTHOL* **88**, 499–505. [doi:10.1017/S0022149X13000497](https://doi.org/10.1017/S0022149X13000497)

Schuster RK, **Wibbelt G**, Kinne J (2014): On the life cycle and morphology of development stages of *Paraspiralatus sakeri* Gibbons et al., 2004 (Nematoda: Spiroidea, Spirocercidae), a heteroxenic stomach parasite of falcons. PARASITOL RES **113**, 2047–2051. [doi:10.1007/s00436-014-3852-6](https://doi.org/10.1007/s00436-014-3852-6)

Schwensow N, Cooke B, Kovaliski J, Sinclair R, Peacock D, **Fickel J**, **Sommer S** (2014): Rabbit haemorrhagic disease: virus persistence and adaptation in Australia. EVOL APPL **7**, 1056–1067. [doi:10.1111/eva.12195](https://doi.org/10.1111/eva.12195)

Siemieniuch MJ, Jursza E, Szóstek AZ, **Zschockelt L**, Boos A, Kowalewski MP (2014): Placental origin of prostaglandin F2 α in the domestic cat. MEDIAT INFLAMM. [doi:10.1155/2014/364787](https://doi.org/10.1155/2014/364787)

Sommer S, Rakotondranary SJ, Ganzhorn JU (2014): Maintaining microendemic primate species along an environmental gradient? Parasites as drivers for species differentiation. ECOL EVOL **4**, 4751–4765. [doi:10.1002/ece3.1311](https://doi.org/10.1002/ece3.1311)

Speck S, **Courtiol A**, Junkes C, Dathe M, **Müller K**, Schulze M (2014): Cationic synthetic peptides: assessment of their antimicrobial potency in liquid preserved boar semen. PLOS ONE **9**, e105949. [doi:10.1371/journal.pone.0105949](https://doi.org/10.1371/journal.pone.0105949)

Svetlichnyy V, Müller P, Pomorski TG, Schulze M, Schiller J, **Müller K** (2014): Metabolic incorporation of unsaturated fatty acids into boar spermatozoa lipids and de novo formation of diacylglycerols. CHEM PHYS LIPIDS **177**, 41–50. [doi:10.1016/j.chemphyslip.2013.11.001](https://doi.org/10.1016/j.chemphyslip.2013.11.001)

Szentiks CA, **Tsangaras K**, Abendroth B, Scheuch M, Stenglein MD, Wohlsein P, **Heeger F**, Höveler R, Chen W, Sun W, Damiani A, **Nikolin V**, Gruber AD, **Grobbe M**, Kalthoff D, Höper D, **Czirják GÁ**, DeRisi J, **Mazzoni CJ**, Schüle A, Aue A, **East ML**, **Hofer H**, Beer M, Osterrieder N, **Greenwood AD** (2014): Polar bear encephalitis: Establishment of a comprehensive next-generation pathogen analysis pipeline for captive and free-living wildlife. J COMP PATHOL **150**, 474–488. [doi:10.1016/j.jcpa.2013.12.005](https://doi.org/10.1016/j.jcpa.2013.12.005)

Torres CR, Ogawa LM, **Gillingham MAF**, Ferrari B, van Tuinen M (2014): A multi-locus inference of the evolutionary diversification of extant flamingos (Phoenicopteridae). BMC EVOL BIOL **14**. [doi:10.1186/1471-2148-14-36](https://doi.org/10.1186/1471-2148-14-36)

Tsangaras K, Kolokotronis SO, Ulrich RG, Morand S, Michaux J, **Greenwood AD** (2014): Negative purifying selection drives prion and doppel protein evolution. J MOL EVOL **79**, 12–20. [doi:10.1007/s00239-014-9632-1](https://doi.org/10.1007/s00239-014-9632-1)

Tsangaras K, Siracusa MC, Nikolaidis N, Ishida Y, **Cui P**, Vielgrader H, Helgen KM, Roca AL, **Greenwood AD** (2014): Hybridization capture reveals evolution and conservation across the entire koala retrovirus genome. PLOS ONE **9**, e95633. [doi:10.1371/journal.pone.0095633](https://doi.org/10.1371/journal.pone.0095633)

Tsangaras K, Wales N, Sicheritz-Pontén T, Rasmussen S, Michaux J, Ishida Y, Morand S, **Kampmann ML**, Gilbert MTP, **Greenwood AD** (2014): Hybridisation capture using short PCR products enriches small genomes by capturing flanking sequences (CapFlank). PLOS ONE **9**, e109101. [doi:10.1371/journal.pone.0109101](https://doi.org/10.1371/journal.pone.0109101)

Urbatzka R, Lorenz C, **Wiedemann C**, Lutz I, Kloas W (2014): Steroid exposure during larval development of *Xenopus laevis* affects mRNA expression of the reproductive pituitary-gonadal axis in a sex- and stage-dependent manner. COMP BIOCHEM PHYSIOL C-TOXICOL PHARMACOL **160**, 1–8. [doi:10.1016/j.cbpc.2013.11.003](https://doi.org/10.1016/j.cbpc.2013.11.003)

Veron G, **Willsch M**, Dacosta V, Patou ML, Seymour A, Bonillo C, Couloux A, Siew Te Wong, Jennings AP, **Fickel J**, **Wilting A** (2014): The distribution of the Malay civet *Viverra zibellina* (Carnivora: Viverridae) across Southeast Asia: Natural or human-mediated dispersal? ZOOLOGICAL JOURNAL OF THE LINNEAN SOCIETY **170**, 917–932. [doi:10.1111/zooj.12110](https://doi.org/10.1111/zooj.12110)

Voigt CC, Helbig-Bonitz M, **Kramer-Schadt S**, Kalko EKV (2014): The third dimension of bat migration: Elevational movements of *Miniopterus natalensis* at Mount Kilimanjaro. OECOLOGIA **174**, 751–764. [doi:10.1007/s00442-013-2819-0](https://doi.org/10.1007/s00442-013-2819-0)

Voigt CC, **Lehnert LS**, **Popa-Lisseanu A**, Ciechanowski M, Estok P, Gloza-Rausch F, Görföl T, Göttsche M, Harrje C, Hötzel M, Teige T, Wohlgemuth R, **Kramer-Schadt S** (2014): The trans-boundary importance of artificial bat hibernacula in managed European forests. BIODIVERSITY CONSERVATION **23**, 617–631. [doi:10.1007/s10531-014-0620-y](https://doi.org/10.1007/s10531-014-0620-y)

Voigt CC, **Thalwitzer S**, **Melzheimer J**, Blanc AS, Jago M, **Wachter B** (2014): The conflict between cheetahs and humans on Namibian farmland elucidated by stable isotope diet analysis. PLOS ONE **9**, e101917. [doi:10.1371/journal.pone.0101917](https://doi.org/10.1371/journal.pone.0101917)

Volodin IA, Sibiryakova OV, Kokshunova LE, **Frey R**, Volodina EV (2014): Nasal and oral calls in mother and young trunknosed saiga antelopes, *Saiga tatarica*. BIOACOUSTICS **23**, 79–98. [doi:10.1080/09524622.2013.826598](https://doi.org/10.1080/09524622.2013.826598)

von Busse R, Rye MW, Swartz SM, **Voigt CC**, Breuer KS (2014): The aerodynamic cost of flight in the short-tailed fruit bat (*Carollia persicipillata*) – Comparing theory with measurement. JOURNAL OF ROYAL SOCIETY INTERFACE **11**. [doi:10.1098/rsif.2014.0147](https://doi.org/10.1098/rsif.2014.0147)

Walzer C, Petit T, Stalder GL, Horowitz I, **Saragusty J**, **Hermes R** (2014): Surgical castration of the male common hippopotamus (*Hippopotamus amphibius*). THERIOGENOLOGY **81**, 514–518. [doi:10.1016/j.theriogenology.2013.10.018](https://doi.org/10.1016/j.theriogenology.2013.10.018)

Weyrich A, **Schüllermann T**, **Heeger F**, **Mazzoni CJ**, **Jeschek M**, Chen W, **Schumann K**, **Fickel J** (2014): Whole genome sequencing and methylome analysis of the wild guinea pig. BMC GENOMICS **15**, 1036. [doi:10.1186/1471-2164-15-1036](https://doi.org/10.1186/1471-2164-15-1036)

Witzmann F, Schwarz-Wings D, Hampe O, **Fritsch G**, Asbach P (2014): Evidence of spondyloarthropathy in the spine of a phytosaur (Reptilia: Archosauriformes) from the Late Triassic of Halberstadt, Germany. PLOS ONE **9**, e85511. [doi:10.1371/journal.pone.0085511](https://doi.org/10.1371/journal.pone.0085511)

Zschockelt L, **Amelkina O**, Siemieniuch MJ, **Koster S**, **Jewgenow K**, **Braun BC** (2014): *Corpora lutea* of pregnant and pseudopregnant domestic cats reveal similar steroidogenic capacities during the luteal life span. JOURNAL OF STEROID BIOCHEMISTRY AND MOLECULAR BIOLOGY **144**, 373–381. [doi:10.1016/j.jsbmb.2014.08.010](https://doi.org/10.1016/j.jsbmb.2014.08.010)

2013

Alasaad S, **Fickel J**, Soriguer RC, Sushitsky YP, Chelomina G (2013): Quantitative sexing (Q-sexing) technique for animal sex-determination based on X chromosome-linked loci: Empirical evidence from the Siberian tiger. AFRICAN JOURNAL OF BIOTECHNOLOGY **12**, 14–18. [doi:10.5897/AJB12.1689](https://doi.org/10.5897/AJB12.1689)

Alasaad S, Jowers MJ, Garrido-Garcia JA, Wandeler P, **Fickel J**, Sanchez A, Soriguer RC (2013): Noninvasive molecular and morphological evidences for an undiscovered population of snow vole in southern Spain. MITOCHONDRIAL DNA **24**, 596–601. [doi:10.3109/19401736.2013.772148](https://doi.org/10.3109/19401736.2013.772148)

Arav A, **Saragusty J** (2013): Directional freezing of spermatozoa and embryos. REPROD FERTIL DEV **26**, 83–90. [doi:10.1071/RD13295](https://doi.org/10.1071/RD13295)

Ávila-Arcos MC, Ho SY, Ishida Y, Nikolaidis N, **Tsangaras K**, **Hönig K**, Medina R, Rasmussen M, Fordyce SL, Calvignac-Spencer S, Willerslev E, Gilbert MT, Helgen KM, Roca AL, **Greenwood AD** (2013): One hundred twenty years of koala retrovirus evolution determined from museum skins. MOL BIOL EVOL **30**, 299–304. [doi:10.1093/molbev/mss223](https://doi.org/10.1093/molbev/mss223)

Bahaa-el-din L, Henschel P, Aba'a R, Abernethy K, **Bohm T**, Bout N, Coad L, Head J, Inoue E, Lahm S, Lee ME, Maisels F, Rabanal L, Starkey M, Taylor G, Vanthomme H, Nakashima Y, Hunter L (2013): Notes on the distribution and status of small carnivores in Gabon. SMALL CARNIV CONSERV **48**, 19–29.

Balkenhol N, **Fernandes F**, Cornelius C, Pardini R, **Sommer S** (2013): Landscape-level comparison of genetic diversity and differentiation in a small mammal inhabiting different fragmented landscapes of the Brazilian Atlantic Forest. CONSERV GENET **14**, 355–367. [doi:10.1007/s10592-013-0454-2](https://doi.org/10.1007/s10592-013-0454-2)

Belant JL, **Hofer H**, **Wilting A** (2013): Comparison of methods for detecting and surveying tropical carnivores. RAFFLES BULL ZOO **28** (suppl.), 109–113.

Bellone RR, Holl H, Setaluri V, Devi S, Maddodi N, Archer S, Sandmeyer L, **Ludwig A**, **Foerster D**, Pruvost M, Reissmann M, Bortfeldt R, Adelson DL, Lim SL, Nelson J, Haase B, Engensteiner M, Leeb T, Forsyth G, Mienaltowski MJ, Hofreiter M, Paijmans JLA, Grahn B, Brooks SA (2013): Evidence for a retroviral insertion in TRPM1 as the cause of congenital stationary night blindness and leopard complex spotting in the horse. PLOS ONE **8**, e78280. [doi:10.1371/journal.pone.0078280](https://doi.org/10.1371/journal.pone.0078280)

Benhaïem S, **Hofer H**, **Dehnhard M**, **Helms J**, **East ML** (2013): Sibling competition and hunger increase allostatic load in spotted hyaenas. BIOL LETT **9**, 20130040. [doi:10.1098/rsbl.2013.0040](https://doi.org/10.1098/rsbl.2013.0040)

Bocharova NA, **Treu G**, **Czirják GÁ**, **Krone O**, Stefanski V, **Wibbelt G**, Unnsteinsdóttir ER, Hersteinsson P, Schares G, Doronina L, Goltsman M, **Greenwood AD** (2013): Correlates between feeding ecology and mercury levels in historical and modern arctic foxes (*Vulpes lagopus*). PLOS ONE **8**, e60879. [doi:10.1371/journal.pone.0060879](https://doi.org/10.1371/journal.pone.0060879)

Charlton BD, **Frey R**, McKinnon AJ, **Fritsch G**, Fitch WT, Reby D (2013): Koalas use a novel vocal organ to produce unusually low-pitched mating calls. CURR BIOL **23**, 1035–1036. [doi:10.1016/j.cub.2013.10.069](https://doi.org/10.1016/j.cub.2013.10.069)

Corman VM, Rasche A, Diallo TD, Cottontail VM, Stöcker A, Souza BF, Correa JI, Carneiro AJB, Franke CR, Nagy M, Metz M, Knörnschild M, Kalko EK, **Ghanem SJ**, Morales KD, Salsamendi E, Spinola M, Herrler G, **Voigt CC**, Tschapka M, Drosten C, Drexler JF (2013): Highly diversified coronaviruses in neotropical bats. J GEN VIROL **94**, 1984–1994. [doi:10.1099/vir.0.054841-0](https://doi.org/10.1099/vir.0.054841-0)

Courtiol A, Rickard IJ, Lummaa V, Prentice A, Fulford A, Stearns SC (2013): The demographic transition influences variance in fitness and selection on height and BMI in rural Gambia. CURR BIOL **23**, 884–889. [doi:10.1016/j.cub.2013.04.006](https://doi.org/10.1016/j.cub.2013.04.006)

Czirják GÁ, Pap PL, Vágási CI, Giraudeau M, Muresan C, Mirleau P, Heeb P (2013): Preen gland removal increases plumage bacterial load but not that of feather-degrading bacteria. *SCI NAT* **100**, 145–151. [doi:10.1007/s00114-012-1005-2](https://doi.org/10.1007/s00114-012-1005-2)

Dadheech PK, Glockner G, Casper P, Kotut K, **Mazzoni CJ**, Mbedi S, Krienitz L (2013): Cyanobacterial diversity in the hot spring, pelagic and benthic habitats of a tropical soda lake. *FEMS MICROBIOL ECOL* **85**, 389–401. [doi:10.1111/1574-6941.12128](https://doi.org/10.1111/1574-6941.12128)

Dechmann DKN, Wikelski M, van Noordwijk HJ, **Voigt CC**, Voigt-Heucke SL (2013): Metabolic costs of bat echolocation in a non-foraging context support a role in communication. *FRONT PHYSIOL* **4**, 66. [doi:10.3389/fphys.2013.00066](https://doi.org/10.3389/fphys.2013.00066)

Dehnhard M, **Jewgenow K** (2013): Measurement of fecal prostaglandins in felids and three ursid species. *WIEN TIERARZTL MONAT* **100**, 227–237.

Drews B, **Roellig K**, **Menzies BR**, Shaw G, **Büntjen I**, Herbert CA, **Hildebrandt TB**, Renfree MB (2013): Ultrasonography of wallaby prenatal development shows that the climb to the pouch begins in utero. *SCI REP* **3**, 1458. [doi:10.1038/srep01458](https://doi.org/10.1038/srep01458)

East ML, **Kurze C**, **Wilhelm K**, **Benhaiem S**, **Hofer H** (2013): Factors influencing *Dipylidium* sp. infection in a free-ranging social carnivore, the spotted hyaena (*Crocuta crocuta*). *INT J PARASITOL-PARASIT WILDL* **2**, 257–265. [doi:10.1016/j.ijppaw.2013.09.003](https://doi.org/10.1016/j.ijppaw.2013.09.003)

Förster DW, Mathias ML, Britton-Davidian J, Searle JB (2013): Origin of the chromosomal radiation of Madeiran house mice: a microsatellite analysis of metacentric chromosomes. *HEREDITY* **110**, 380–388. [doi:10.1038/hdy.2012.107](https://doi.org/10.1038/hdy.2012.107)

Frey R, Riede R (2013): The anatomy of vocal divergence in north american elk and european red deer. *J MORPHOL* **274**, 307–319. [doi:10.1002/jmor.20092](https://doi.org/10.1002/jmor.20092)

Galateanu G, Apelt D, Aizenberg I, **Saragusty J**, **Hildebrandt TB** (2013): Canine tarsal architecture as revealed by high-resolution computed tomography. *VET J* **196**, 374–380. [doi:10.1016/j.tvjl.2012.10.027](https://doi.org/10.1016/j.tvjl.2012.10.027)

Galateanu G, **Hildebrandt TB**, Maillot A, Etienne P, Potier R, Mulot B, **Saragusty J**, **Hermes R** (2013): One small step for rhinos, one giant leap for wildlife management – imaging diagnosis of bone pathology in distal limb. *PLOS ONE* **8**, e68493. [doi:10.1371/journal.pone.0068493](https://doi.org/10.1371/journal.pone.0068493)

García-Pérez R, Gottschling M, **Wibbelt G**, Bravo IG (2013): Multiple evolutionary origins of bat papillomaviruses. *VET MICROBIOL* **165**, 51–60. [doi:10.1016/j.vetmic.2013.01.009](https://doi.org/10.1016/j.vetmic.2013.01.009)

Ghanem SJ, Ruppert H, Kunz TH, **Voigt CC** (2013): Frugivorous bats drink nutrient- and clay-enriched water in the Amazon rain forest: support for a dual function of mineral-lick visits. *J TROP ECOL* **29**, 1–10. [doi:10.1017/S0266467412000740](https://doi.org/10.1017/S0266467412000740)

Giraudeau M, **Czirjak GA**, Duval C, Bretagnolle V, Gutierrez C, Guillon N, Heeb P (2013): Effect of preen oil on plumage bacteria: An experimental test with the mallard. *BEHAV PROCESSES* **92**, 1–5. [doi:10.1016/j.beproc.2012.08.001](https://doi.org/10.1016/j.beproc.2012.08.001)

Goller KV, **Fickel J**, **Hofer H**, Beier S, **East ML** (2013): Coronavirus genotype diversity and prevalence of infection in wild carnivores in the Serengeti National Park, Tanzania. *ARCH VIROL* **158**, 729–734. [doi:10.1007/s00705-012-1562-x](https://doi.org/10.1007/s00705-012-1562-x)

Greiner S, Nagy M, Mayer F, Knörnschild M, **Hofer H**, **Voigt CC** (2013): Sex-biased senescence in a polygynous bat species. *ETHOLOGY* **120**, 197–205. [doi:10.1111/eth.12193](https://doi.org/10.1111/eth.12193)

Hennig W, **Weyrich A** (2013): Histone modifications in the male germ line of *Drosophila*. *BMC DEV BIOL* **13**, 7. [doi:10.1186/1471-213X-13-7](https://doi.org/10.1186/1471-213X-13-7)

Herbst TC, Svec JG, Lohscheller J, **Frey R**, Gumpenberger M, Stoeger AS, Fitch WT (2013): Complex vibratory patterns in an elephant larynx. *J EXP BIOL* **216**, 4054–4064. [doi:10.1242/jeb.091009](https://doi.org/10.1242/jeb.091009)

Hermes R, **Saragusty J**, **Göritz F**, Bartels P, Potier R, Baker B, **Streich WJ**, **Hildebrandt TB** (2013): Freezing African elephant semen as a new population management tool. *PLOS ONE* **8**, e57616. [doi:10.1371/journal.pone.0057616](https://doi.org/10.1371/journal.pone.0057616)

Herrmann DC, **Wibbelt G**, Gotz M, Conraths FJ, Schares G (2013): Genetic characterisation of *Toxoplasma gondii* isolates from European beavers (*Castor fiber*) and European wildcats (*Felis silvestris silvestris*) *VET PARASITOL* **191**, 108–111. [doi:10.1016/j.vetpar.2012.08.026](https://doi.org/10.1016/j.vetpar.2012.08.026)

Hribal R, **Jewgenow K**, **Braun BC**, Comizzoli P (2013): Influence of culture medium composition on relative mRNA abundances in domestic cat embryos. *REPROD DOMEST ANIM* **48**, 245–251. [doi:10.1111/j.1439-0531.2012.02139.x](https://doi.org/10.1111/j.1439-0531.2012.02139.x)

Jeltsch F, Bonte D, Pe'er G, Reineking B, Leimgruber P, Balkenhol N, Schröder B, Buchmann CM, Mueller T, Blaum N, Zurell D, Böhning-Gaese K, Wiegand T, Eccard JA, **Hofer H**, Reeg J, Eggers U, Bauer S (2013): Integrating movement ecology with biodiversity research – exploring new avenues to address spatio-temporal biodiversity dynamics. *MOV ECOL* **1**, 6. [doi:10.1186/2051-3933-1-6](https://doi.org/10.1186/2051-3933-1-6)

Jewgenow K, Pukazhenthani BS, Schoen J (2013): Analysis of Sertoli cell-efficiency allows the differentiation between two fundamentally different forms of feline teratospermia. *THERIOGENOLOGY* **79**, 261–266. [doi:10.1016/j.theriogenology.2012.08.014](https://doi.org/10.1016/j.theriogenology.2012.08.014)

Johnson S, Marker L, Mengersen K, Gordon CH, **Melzheimer J**, Schmidt-Küntzel A, Nghikembua M, Fabiano E, Henghali J, **Wachter B** (2013): Modelling the viability of the free-ranging cheetah population in Namibia: an object-oriented Bayesian network approach. *ECOSPHERE* **4**, 90. [doi:10.1890/ES12-00357.1](https://doi.org/10.1890/ES12-00357.1)

Kanagaraj R, Wiegand T, **Kramer-Schadt S**, Goyal SP (2013): Using individual-based movement models to assess inter-patch connectivity for large carnivores in fragmented landscapes. *BIOL CONSERV* **167**, 298–309. [doi:10.1016/j.biocon.2013.08.030](https://doi.org/10.1016/j.biocon.2013.08.030)

Kanagaraj R, Wiegand T, **Mohamed A**, **Kramer-Schadt S** (2013): Modelling species distributions to map the road towards carnivore conservation in the tropics. *RAFFLES BULL ZOO* **28** (suppl.), 85–107.

Kärst S, Strucken EM, Schmitt AO, **Weyrich A**, de Villena FPM, Hyuna Y, Brockmann GA (2013): Effect of the myostatin locus on muscle mass and intramuscular fat content in a cross between mouse lines selected for hypermuscularity. *BMC GENOMICS* **14**, 16. [doi:10.1186/1471-2164-14-16](https://doi.org/10.1186/1471-2164-14-16)

Köbölkuti LB, **Czirják GÁ**, Tenk M, Szakács A, Kelemen A, Spinu M (2013): *Edwardsiella tarda* associated subcutaneous abscesses in a captive grass snake (*Natrix natrix*, Squamata: Colubridae). *KAFKAS UNIV VET FAK DERG* **19**, 1061–1063. [doi:10.9775/kvfd.2013.9275](https://doi.org/10.9775/kvfd.2013.9275)

Köbölkuti LB, Spinu M, Szakács A, Tenk M, Kelemen A, **Czirják GÁ** (2013): *Salmonella* septicaemia in a smooth snake. *VET REC* **172**, 457–458. [doi:10.1136/vr.f2580](https://doi.org/10.1136/vr.f2580)

Kramer-Schadt S, Niedballa J, Pilgrim JD, Schröder B, **Lindenborn J, Reinfelder V, Stillfried M, Heckmann I, Scharf AK**, Augeri D, Cheyne SM, Hearn AJ, Ross J, Macdonald DW, Mathai J, Eaton J, Marshall AJ, Semiadi G, Rustam R, Bernard H, Alfred R, Samejima H, Duckworth JW, Breitenmoser-Wuersten C, Belant JL, **Hofer H, Wilting A** (2013): The importance of correcting for sampling bias in MaxEnt species distribution models. *DIVERS DISTRIB* **19**, 1366–1379. [doi:10.1111/ddi.12096](https://doi.org/10.1111/ddi.12096)

Krengel A, Meli ML, Cattori V, **Wachter B**, Willi B, **Thalwitzer S, Melzheimer J, Hofer H**, Lutz H, Hofmann-Lehmann R (2013): First evidence of hemoplasma infection in free-ranging Namibian cheetahs (*Acinonyx jubatus*). *VET MICROBIOL* **162**, 972–976. [doi:10.1016/j.vetmic.2012.10.009](https://doi.org/10.1016/j.vetmic.2012.10.009)

Krone O, Nadjafzadeh M, Berger A (2013): White-tailed sea eagles (*Haliaeetus albicilla*) defend small home ranges in North-east Germany throughout the year. *J ORNITHOL* **154**, 827–835. [doi:10.1007/s10336-013-0951-6](https://doi.org/10.1007/s10336-013-0951-6)

Krop-Benesch A, Berger A, Hofer H, Heurich M (2013): Long-term measurement of roe deer (*Capreolus capreolus*) (Mammalia: Cervidae) activity using two-axis accelerometers in GPS-collars. *ITAL J ZOOLOG* **80**, 69–81. [doi:10.1080/11250003.2012.725777](https://doi.org/10.1080/11250003.2012.725777)

Lehmann D, Mfunne JKE, Gewers E, Cloete J, Brain C, **Voigt CC** (2013): Dietary plasticity of generalist and specialist ungulates in the Namibian Desert: A stable isotopes approach. *PLOS ONE* **8**, e72190. [doi:10.1371/journal.pone.0072190](https://doi.org/10.1371/journal.pone.0072190)

Lodge E, Ross C, **Ortmann S**, MacLarnon AM (2013): Influence of diet and stress on reproductive hormones in Nigerian olive baboons. *GEN COMP ENDOCRINOL* **191**, 146–154. [doi:10.1016/j.ygcn.2013.06.016](https://doi.org/10.1016/j.ygcn.2013.06.016)

Ludwig A, Alderson L, Fandrey E, **Lieckfeldt D, Soederlund TK**, Froelich K (2013): Tracing the genetic roots of the indigenous White Park Cattle. *ANIM GENET* **44**, 383–386. [doi:10.1111/age.12026](https://doi.org/10.1111/age.12026)

Ludwig C, Wachter B, Silinskia S, Ganswindt A, Bertschinger H, **Hofer H, Dehnhard M** (2013): Characterisation and validation of an enzyme-immunoassay for the non-invasive assessment of faecal glucocorticoid metabolites in cheetahs (*Acinonyx jubatus*). *GEN COMP ENDOCRINOL* **180**, 15–23. [doi:10.1016/j.ygcn.2012.10.005](https://doi.org/10.1016/j.ygcn.2012.10.005)

Ludynia K, Dehnhard N, Poisbleau M, Demongin L, Masello JF, **Voigt CC**, Quillfeldt P (2013): Sexual segregation in rockhopper penguins during incubation. *ANIM BEHAV* **85**, 255–267. [doi:10.1016/j.anbehav.2012.11.001](https://doi.org/10.1016/j.anbehav.2012.11.001)

Macphee RD, **Greenwood AD** (2013): Infectious disease, endangerment, and extinction. *INT J EVOL BIOL* **2013**, 571939. [doi:10.1155/2013/571939](https://doi.org/10.1155/2013/571939)

Maggini I, Spina F, **Voigt CC**, Ferri A, Bairlein F (2013): Differential migration and body condition in Northern Wheatears (*Oenanthe oenanthe*) at a Mediterranean spring stopover site. *J ORNITHOL* **154**, 321–328. [doi:10.1007/s10336-012-0896-1](https://doi.org/10.1007/s10336-012-0896-1)

Masello JF, Wikelski M, **Voigt CC**, Quillfeldt P (2013): Distribution patterns predict individual specialization in the diet of Dolphin Gulls. *PLOS ONE* **8**, e67714. [doi:10.1371/journal.pone.0067714](https://doi.org/10.1371/journal.pone.0067714)

Mayer J, **Tsangaras K**, Heeger F, Ávila-Arcos M, Stenglein MD, Chen W, Sun W, **Mazzoni CJ**, Osterrieder N, **Greenwood AD** (2013): A novel endogenous betaretrovirus group characterized from polar bears

(*Ursus maritimus*) and giant pandas (*Ailuropoda melanoleuca*). VIROLOGY **443**, 1–10. [doi:10.1016/j.virol.2013.05.008](https://doi.org/10.1016/j.virol.2013.05.008)

Mohamed A, Sollmann R, Bernard H, Ambu LN, Lagan P, Mannan S, **Hofer H**, **Wilting A** (2013): Density and habitat use of the leopard cat (*Prionailurus bengalensis*) in three commercial forest reserves in Sabah, Malaysian Borneo. J MAMMAL **94**, 82–89. [doi:10.1644/11-MAMM-A-394.1](https://doi.org/10.1644/11-MAMM-A-394.1)

Mossa F, Carter F, Walsh SW, Kenny DA, Smith GW, Ireland JL, **Hildebrandt TB**, Lonergan P, Ireland JJ, Evans AC (2013): Maternal undernutrition in cows impairs ovarian and cardiovascular systems in their offspring. BIOL REPROD **88**, 92, 1–9. [doi:10.1095/biolreprod.112.107235](https://doi.org/10.1095/biolreprod.112.107235)

Mühldorfer K (2013): Bats and bacterial pathogens: a review. ZOOSES PUBLIC HEALTH **60**, 93–103. [doi:10.1111/j.1863-2378.2012.01536.x](https://doi.org/10.1111/j.1863-2378.2012.01536.x)

Mumby HS, **Courtiol A**, Mar KU, Lummaa V (2013): Birth seasonality and calf mortality in a large population of Asian elephants. ECOL EVOL **3**, 3794–3803. [doi:10.1002/ece3.746](https://doi.org/10.1002/ece3.746)

Mumby HS, **Courtiol A**, Mar KU, Lummaa V (2013): Climatic variation and age-specific survival in Asian elephants from Myanmar. ECOLOGY **94**, 1131–1141. [doi:10.1890/12-0834.1](https://doi.org/10.1890/12-0834.1)

Nadjafzadeh M, **Hofer H**, **Krone O** (2013): The link between feeding ecology and lead poisoning in white-tailed eagles. J WILDL MANAGE **77**, 48–57. [doi:10.1002/jwmg.440](https://doi.org/10.1002/jwmg.440)

Nickisch K, Elger W, Cessac J, Kesavaram N, Das B, Garfield R, Shi S, **Amelkina O**, Meister R (2013): Synthesis and biological evaluation of partially fluorinated antiprogesterins and mesoprogesterins. STEROIDS **78**, 255–267. [doi:10.1016/j.steroids.2012.09.010](https://doi.org/10.1016/j.steroids.2012.09.010)

Nimptsch A, Fuchs B, Süß R, Zschörnig K, **Jakop U**, **Göritz F**, Schiller J, **Müller K** (2013): A simple method to identify ether lipids in spermatozoa samples by MALDI-TOF mass spectrometry. ANAL BIOANAL CHEM **405**, 6675–6682. [doi:10.1007/s00216-013-7147-z](https://doi.org/10.1007/s00216-013-7147-z)

Otálora-Ardila A, Herrera LG, Flores-Martinez JJ, **Voigt CC** (2013): Marine and terrestrial food sources in the diet of the fishing-eating myotis (*Myotis vivesi*). J MAMMAL **94**, 1102–1110. [doi:10.1644/12-MAMM-A-281.1](https://doi.org/10.1644/12-MAMM-A-281.1)

Podgórski T, Bas G, Jedrzejewska B, **Sönnichsen L**, Snieszko S, Jedrzejewski W, Okarma H (2013): Spatio-temporal behavioral plasticity of wild boar (*Sus scrofa*) under contrasting conditions of human pressure: primeval forest and metropolitan area. J MAMMAL **94**, 109–119. [doi:10.1644/12-MAMM-A-038.1](https://doi.org/10.1644/12-MAMM-A-038.1)

Püttker T, Bueno AA, dos Santos de Barros C, **Sommer S**, Pardini R (2013): Habitat specialization interacts with habitat amount to determine dispersal success of rodents in fragmented landscapes. J MAMMAL **94**, 714–726. [doi:10.1644/12-MAMM-A-119.1](https://doi.org/10.1644/12-MAMM-A-119.1)

Püttker T, Prado PI, dos Santos de Barros C, Martins TK, **Sommer S**, Pardini R (2013): Animal movements and geometry: a response to Oliveira-Santos et al. 2013. J MAMMAL **94**, 954–956. [doi:10.1644/13-MAMM-A-015](https://doi.org/10.1644/13-MAMM-A-015)

Regnault S, **Hermes R**, **Hildebrandt TB**, Hutchinson J, Weller R (2013): Osteopathology in the feet of rhinoceroses: Lesion type and distribution. J ZOO WILDL MED **44**, 918–927. [doi:10.1638/2012-0277R1.1](https://doi.org/10.1638/2012-0277R1.1)

- Reissmann M, **Ludwig A** (2013): Pleiotropic effects of coat colour-associated mutations in humans, mice and other mammals. SEMIN CELL DEV BIOL **24**, 576–586. [doi:10.1016/j.semcdb.2013.03.014](https://doi.org/10.1016/j.semcdb.2013.03.014)
- Renoult JP, **Courtiol A**, Schaefer H (2013): A novel framework to study colour signalling to multiple species. FUNCT ECOL **27**, 718–729. [doi:10.1111/1365-2435.12086](https://doi.org/10.1111/1365-2435.12086)
- Rentería-Solís ZM**, Hamedy A, Michler FU, Michler BA, Lücker E, Stier N, **Wibbelt G**, Riehn K (2013): *Alaria alata* mesocercariae in raccoons (*Procyon lotor*) in Germany. PARASITOL RES **112**, 3595–3600. [doi:10.1007/s00436-013-3547-4](https://doi.org/10.1007/s00436-013-3547-4)
- Rowe M, **Czirják GÁ**, Liftjeld JT, Giraudeau M (2013): Lysozyme-associated bactericidal activity in the ejaculate of a wild passerine. BIOL J LINNEAN SOC **109**, 92–100. [doi:10.1111/bij.12044](https://doi.org/10.1111/bij.12044)
- Santiago-Moreno J, Castaño C, Toledano-Díaz A, Estes MC, López-Sebastián A, Guerra R, Ruiz MJ, Mendoza N, Luna C, Cebrián-Pérez JA, **Hildebrandt TB** (2013): Cryopreservation of aoudad (*Ammotragus lervia sahariensis*) sperm obtained by transrectal ultrasound-guided massage of the accessory sex glands and electroejaculation. THERIOGENOLOGY **79**, 383–391. [doi:10.1016/j.theriogenology.2012.10.011](https://doi.org/10.1016/j.theriogenology.2012.10.011)
- Schneeberger K**, **Czirják GÁ**, **Voigt CC** (2013): Inflammatory challenge increases measures of oxidative stress in a free-ranging, long-lived mammal. J EXP BIOL **216**, 4514–4519. [doi:10.1242/jeb.090837](https://doi.org/10.1242/jeb.090837)
- Schneeberger K**, **Czirják GÁ**, **Voigt CC** (2013): Measures of the constitutive immune system are linked to diet and roosting habits of Neotropical bats. PLOS ONE **8**, e54023. [doi:10.1371/journal.pone.0054023](https://doi.org/10.1371/journal.pone.0054023)
- Schröder K**, **Drews B**, **Röllig K**, **Göritz F**, **Hildebrandt TB** (2013): Embryonic resorption in context to intragestational corpus luteum regression: a longitudinal ultrasonographic study in the European brown hare (*Lepus europaeus* PALLAS, 1778). THERIOGENOLOGY **80**, 479–486. [doi:10.1016/j.theriogenology.2013.05.010](https://doi.org/10.1016/j.theriogenology.2013.05.010)
- Schulze M, Ruediger K, **Müller K**, Jung M, Well C, Reissmann M (2013): Development of an *in vitro* index to characterize fertilizing capacity of boar ejaculates. ANIM REPROD SCI **140**, 70–76. [doi:10.1016/j.anireprosci.2013.05.012](https://doi.org/10.1016/j.anireprosci.2013.05.012)
- Schwarm A**, **Ortmann S**, Fritz J, Flach E, Rietschel W, Clauss M (2013): No distinct stratification of ingesta particles and no distinct moisture gradient in the fore-stomach of non-ruminants: the wallaby, peccary, hippopotamus, and sloth. MAMM BIOL **78**, 412–421. [doi:10.1016/j.mambio.2013.04.001](https://doi.org/10.1016/j.mambio.2013.04.001)
- Simon P, Bäumner S, Busch O, Röhrich R, Kaese M, Richterich P, Wehrend A, **Müller K**, Gerardy-Schahn R, Mühlenhoff M, Geyer H, Geyer R, Middendorff R, Galuska SP (2013): Polysialic acid is present in mammalian semen as a post-translational modification of NCAM and the polysialyltransferase ST8SialII. J BIOL CHEM **228**, 18825–18833. [doi:10.1074/jbc.M113.451112](https://doi.org/10.1074/jbc.M113.451112)
- Sollmann R**, Betsch, J, Furtado MM, **Hofer H**, Jácomo ATA, Palomares F, Roques S, Tôrres NM, Vynne C, Silveira L (2013): Note on the diet of the jaguar in central Brazil. EUR J WILDL RES **59**, 445–448. [doi:10.1007/s10344-013-0708-9](https://doi.org/10.1007/s10344-013-0708-9)
- Sollmann R, Mohamed A, Samejima H, **Wilting A** (2013): Risky business or simple solution – relative abundance indices from camera-trapping. BIOL CONSERV **159**, 405–412. [doi:10.1016/j.biocon.2012.12.025](https://doi.org/10.1016/j.biocon.2012.12.025)

- Sommer S, Courtiol A, Mazzoni CJ** (2013): MHC genotyping of non-model organisms using next-generation sequencing: a new methodology to deal with artefacts and allelic dropout. *BMC GENOMICS* **14**, 542. [doi:10.1186/1471-2164-14-542](https://doi.org/10.1186/1471-2164-14-542)
- Sommer S**, McDevitt A, Balkenhol N (2013): Landscape genetic approaches in conservation biology and management. *CONSERV GENET* **14**, 249–251. [doi:10.1007/s10592-013-0473-z](https://doi.org/10.1007/s10592-013-0473-z)
- Sönnichsen L**, Bokje M, Marchal J, **Hofer H**, Jedrzejewska B, **Kramer-Schadt S**, **Ortmann S** (2013): Behavioural responses of European roe deer to temporal variation in predation risk. *ETHOLOGY* **119**, 233–243. [doi:10.1111/eth.12057](https://doi.org/10.1111/eth.12057)
- Tomlinson S, Maloney SK, Withers PC, **Voigt CC**, Cruz-Neto AP (2013): From doubly labelled water to half-life; validating radio-isotopic rubidium turnover to measure metabolism in small vertebrates. *METHODS ECOL EVOL* **4**, 619–628. [doi:10.1111/2041-210X.12056](https://doi.org/10.1111/2041-210X.12056)
- Trinogga A**, **Fritsch G**, **Hofer H**, **Krone O** (2013): Are lead-free hunting rifle bullets as effective at killing wildlife as conventional lead bullets? A comparison based on wound size and morphology. *SCI TOTAL ENVIRON* **443**, 226–232. [doi:10.1016/j.scitotenv.2012.10.084](https://doi.org/10.1016/j.scitotenv.2012.10.084)
- Voigt CC** (2013): Bat flight with bad wings: Is flight metabolism affected by damaged wings? *J EXP BIOL* **216**, 1516–1521. [doi:10.1242/jeb.079509](https://doi.org/10.1242/jeb.079509)
- Voigt CC**, Klöckner P, Touma C, Neuschl C, Brockmann G, **Göritz F**, Palme R, Thomsen R (2013): Hormonal stress response of laboratory mice to conventional and minimally invasive bleeding techniques. *ANIM WELF* **22**, 449–455. [doi:10.7120/09627286.22.4.449](https://doi.org/10.7120/09627286.22.4.449)
- Voigt CC**, **Melzheimer J**, **Thalwitzer S**, **Wachter B** (2013): A breath test to assign carnivore diets to browsers or grazers. *WILDLIFE BIOL* **19**, 311–316. [doi:10.2981/13-012](https://doi.org/10.2981/13-012)
- Voigt CC**, **Schneeberger K**, **Luckner A** (2013): Ecological and dietary correlates of stable hydrogen isotope ratios in fur and body water of syntopic tropical bats. *ECOLOGY* **94**, 346–355. [doi:10.1890/12-1187.1](https://doi.org/10.1890/12-1187.1)
- Volodin IA, Volodina EV, **Frey R**, Carranza J, Torres-Porras J (2013): Spectrographic analysis points to source-filter coupling in rutting roars of Iberian red deer. *ACTA ETHOL* **16**, 57–63. [doi:10.1007/s10211-012-0133-1](https://doi.org/10.1007/s10211-012-0133-1)
- Volodin IA, Volodina EV, **Frey R**, Maymanakova IL (2013): Vocal activity and acoustic structure of the rutting calls of Siberian wapiti (*Cervus elaphus sibiricus*) and their imitation with a hunting luring instrument. *RUSS J THERIOL* **12**, 99–106.
- Von Busse R, Swartz S, **Voigt CC** (2013): Flight metabolism in relation to speed in Chiroptera: testing the U-shape paradigm in the short-tailed fruit bat *Carollia perspicillata*. *J EXP BIOL* **216**, 2073–2080. [doi:10.1242/jeb.081760](https://doi.org/10.1242/jeb.081760)
- Warnecke L, Turner JM, Bollinger TK, Misra V, Cryan PM, Blehert DS, **Wibbelt G**, Willis CK (2013): Pathophysiology of white-nose syndrome in bats: a mechanistic model linking wing damage to mortality. *BIOL LETT* **9**, 20130177. [doi:10.1098/rsbl.2013.0177](https://doi.org/10.1098/rsbl.2013.0177)

Wegener J, Bresler K, Teuber K, Fuchs B, Schiller J, **Müller K** (2013): Conservation of honey bee (*Apis mellifera*) sperm phospholipids during storage in the bee queen – a TLC/MALDI-TOF MS Study. EXP GERONTOLOGY **48**, 213–222. [doi:10.1016/j.exger.2012.12.009](https://doi.org/10.1016/j.exger.2012.12.009)

Wibbelt G, Puechmaille SJ, Ohlendorf B, **Mühldorfer K**, Bosch T, Görföl T, Passior K, Kurth A, Lacroix D, Forget F (2013): Skin lesions in European hibernating bats associated with *Geomyces destructans*, the etiologic agent of white-nose syndrome. PLOS ONE **8**, e74105. [doi:10.1371/journal.pone.0074105](https://doi.org/10.1371/journal.pone.0074105)

Wibbelt G, Torrence M (2013): Editorial. Zoonoses Public Health. Special issue: bats and zoonoses. ZOOZOSES PUBLIC HEALTH **60**, 1. [doi:10.1111/zph.12004](https://doi.org/10.1111/zph.12004)

Wiedemann C, **Zahmel J**, **Jewgenow K** (2013): Short-term culture of ovarian cortex pieces to assess the cryopreservation outcome in wild felids for genome conservation. BMC VET RES **9**, 37. [doi:10.1186/1746-6148-9-37](https://doi.org/10.1186/1746-6148-9-37)

Wongbandue G, **Jewgenow K**, Chatdarong K (2013): Effects of thyroxin (T4) and activin A on *in vitro* growth of cat preantral follicles in domestic cats. THERIOGENOLOGY **79**, 824–832. [doi:10.1016/j.theriogenology.2012.12.008](https://doi.org/10.1016/j.theriogenology.2012.12.008)

Yasui S, Konno A, Tanaka M, Idani G, **Ludwig A**, **Lieckfeldt D**, Inoue-Murayama M (2013): Personality assessment and its association with genetic factors in captive Asian and African elephants. ZOO BIOL **32**, 70–78. [doi:10.1002/zoo.21045](https://doi.org/10.1002/zoo.21045)

Zeng Q, Ye H, **Ludwig A**, Wang Z, Zhang Y, Peng Z (2013): Microsatellite development for the endangered Yangtze sturgeon (*Acipenser dabryanus* Duméril, 1869) using 454 sequencing. J APPL ICHTHYOL **29**, 1219–1221. [doi:10.1111/jai.12278](https://doi.org/10.1111/jai.12278)